

06.04.2022

KWP w Łodzi

Nr oferty: IZ 55/04/2022

technolutions.pl

Wyposażenie opcjonalne (ceny netto PLN):

| Lp. | Opis | Cena |
|-----|--|------------------|
| 1. | <p>Leica K3C Leica K3C A 6.3 MP color camera that delivers a well-balanced feature set with high frame rates, good dynamic range and true color reproduction for life science and industry applications. It's ideal for imaging samples like tissue and cells as well as cleanliness, metal alloys, especially steel and forensics.</p> <ul style="list-style-type: none">- color CMOS sensor- Pixel size 2.4 µm x 2.4 µm- Color filter RGB (Bayer)- Color depth 3x12 bits- Exposure time 1 ms - 1 s- Dynamic range 72 dB- Fast live image 3072 x 2048 pixel with up to 32 frames per sec (depending on the bit depth, exposure time and PC performance)- Gain 1x - 251x- Supported operating systems Win10 <p>Recommended c-mount adapters: Stereo Microscope: 0.50x No. 10450528 Compound Microscope: 0.55x No. 11541544</p> <p>Interface: USB3</p> <p>The K3 camera kit includes camera head, USB3 cable with screw-lock connectors, DVD with instruction for use, and a quick start guide. No : 11547114</p> | 30 591,60 |
| 2. | <p>C-Mount HC 0.55x C-mount adapter 0.55x HC, for 1/2" and 0.55" cameras No : 11541544</p> | |

+48 694 775 670

jan@technolutions.pl

Technolutions Sp. z o.o.

kontakt@technolutions.pl
Więjska 7, 99-400 Łowicz

t: +48 606 440 718

06.04.2022

KWP w Łodzi

Nr oferty: IZ 55/04/2022

technolutions.pl

Leica K5C Camera

Leica K5C digital microscope camera

Based on a back-illuminated Sony CMOS sensor technology, the K5C offers:

1. Unprecedented image resolution in a single shot at up to 20 MP
2. High frame rate at up to 31 fps live
3. Great color fidelity
4. TWIN and WIA readiness

K5C features:

- Sensor CMOS ExmorR Rolling Shutter
- Sensor Size: 1"
- Pixel size 2.4 µm x 2.4 µm
- Color filter RGB (Bayer)
- Color depth 3x12 bits or 3x8 bits adjustable
- 2x2, 3x3 binning and 16/9 Modes 4K as well as Full HD Binning Modes
- Exposure time 1 ms - 10 s
- Dynamic range 70 dB, 3200:1
- Saturation Capacity 15000 e-
- Absolute Sensitivity Threshold 4e-
- Live image at 9 fps at Full Resolution, 24 fps at 5 MP (2x2 binning), 31 fps at 2.3 MP (3x3 binning)
- Gain 1x - 10x
- USB3 connection with screw locks
- Supported operating systems Win 10
- Software support in LAS X
- Package contains USB cable 2.5 m with screw-lock connectors, quick start guide and manual DVD

- recommended c-mount adapters: 1x (for stereomicroscopes: Material Nr 10 450 829) 1x (for compound microscopes: Material Nr 11 541 551)

No : 11547118 @ €9,945,00 each

C-Mount adapter 1x HC f. 1"

C-Mount adapter HC 1x for 1"-TV-cameras.

No : 11541510 @ €143,00 each

53 466,40

+48 694 775 670

jan@technolutions.pl

Technolutions Sp. z o.o.

kontakt@technolutions.pl
Więjska 7, 99-400 Łowicz

t: +48 606 440 718

06/04/2022

KWP w Łodzi

Nr oferty: IZ 55/04/2022

technolutions.pl

| | | | |
|-----|--|---|-----------|
| 25. | Brushes for cartridge cases Set of Brushes (3 pairs) for Cal. 0.22 - 0.45 No : 11581111 | 1 | 19 970,40 |
| 26. | Flexacam C3 Camera - Digital color camera with CMOS sensor (1/2.3)" - Stand alone operation possible* - 4k 60fps live image via HDMI* - JPG images with up to 12 MP - Full HD MIPG Video recording with 30 fps - Camera control via computer (PC mode) or via USB Mouse (not included) - Capture directly to USB Stick or send images via E-Mail* - USB3.1 Type C connection - Including: USB C to A cable - Supported OS: Win 10 - Recommended c-mount adapter 0.5x/0.55x * - Stand Alone Kit 12730534 needed to enable Stand alone operation (Mouse, USB Stick, HDMI Cable and Power Supply) No : 12730533 | 1 | |
| 27. | Standalone kit for Flexacam C3 Standalone kit for Flexacam C3 USB Stick, Wireless Mouse (USB Dongle), Power Supply, HDMI Cable country specific power cord required No : 12730534 | 1 | |
| 28. | C-Mount HC 0.55x C-mount adapter 0.55x HC, for 1/2" and 0.55" cameras No : 11541544 | 1 | |
| 29. | Dongle for LAS X optional modules Dongle for LAS X widefield systems. Dongle is required to add additional modules to the LAS X Core module (11640878). No : 11640879 | 1 | 14 898,30 |
| 30. | LAS X Industry Core No : 11640620 | 1 | |
| 31. | LAS X Z-Control and SW Autofocus LAS X software module for widefield systems to control Z focus motor of an automated microscope and SuperZ finefocus. Define focus positions and capture 3 dimensional data sets. Includes software autofocus. No : 11640872 | 1 | |

+48 694 775 670

jan@technolutions.pl

Technolutions Sp. z o.o.

kontakt@technolutions.pl

Wiejska 7, 99-400 Łowicz

t. +48 606 440 718

06/04/2022

KWP w Łodzi

Nr oferty: IZ 55/04/2022

technolutions.pl

| | | | |
|-----|--|---|-----------|
| 32. | Partscare (CP Warranty Extension) Warranty Extension No : 9PARTS_CM_CLASS_G | 2 | 50 890,60 |
| 33. | Zmotoryzowany stoł na mikroskop | 1 | 27 000,00 |
| 34. | Stacja robocza z wyświetlaczem 28" w jakości 4K Instalacja, dostawa | 1 | |
| 35. | <ul style="list-style-type: none"> • Dostawa, ustawienie, podłączenie i przygotowanie mikroskopu do pracy • Instalacja oprogramowania • Sprawdzenie poprawności działania • Prezentacja wszystkich modułów oprogramowania zgodnie z konfiguracją klienta • Ćwiczenia z obsługi: uruchamianie oprogramowania, pomiary długości, zapisywanie wyników • Zakonczenie protokołem odbioru • Gwarancja 36 miesięcy | 1 | |

Cena netto PLN**547 963,50****Cena brutto PLN****673 995,11**

+48 694 775 670

jan@technolutions.pl

Technolutions Sp. z o.o.

kontakt@technolutions.pl

Wiejska 7, 99-400 Łowicz

t. +48 606 440 718

06.04.2022

KWP w Łodzi
Nr oferty: IZ 55/04/2022

technolutions.pl

| | | | |
|-----|--|---|-----------|
| 5. | Anti reflection module lambda/4 filter No : 11581091 | 2 | |
| 6. | Eyeiece HC PLAN s 10x/22 Br. M Eyeieces with 10x magnification and 22mm field of view. Ideal for fatigue-proof screening. Useable with or without glasses. Dioptic adjustment. A reticule can be added. No : 11507820 | 2 | |
| 7. | Obj. M PL APO MACRO 1x/0.035-0.006- /62.0 Apochromatic corrected macro objective 1x, telecentric optics, numerical aperture = 0.035 - 0.006, 5-step arresting aperture diaphragm for optimal contrast & depth of field setting, FWD = 60mm No : 11581047 | 2 | 16 377,00 |
| 8. | Obj. M PL APO MACRO 2x/0.07-0.01- / 62.0 Apochromatic corrected macro objective 2x, telecentric optics, numerical aperture = 0.07 - 0.01, 5-step arresting aperture diaphragm for optimal contrast & depth of field setting, FWD = 60mm No : 11581048 | 2 | 16 377,00 |
| 9. | Obj. M PL APO MACRO 4x/0.14-0.03 -/ Apochromatic corrected macro objective 4x, telecentric optics, numerical aperture = 0.14 - 0.03, 5-step arresting aperture diaphragm for optimal contrast & depth of field setting, FWD = 60mm No : 11581049 | 2 | 16 377,00 |
| 10. | LED Ringlight set FSC w/o Power Cord LED Ringlight set FSC w/o Power Cord consisting of: 2 Ringlights Control unit and Power supply fits to FSC objectives (38mm) country specific power cord not included No : 11600199 | 1 | 7 096,70 |
| 11. | Universal adjustable holder Universal adjustable holder with rotating disc To mount various push in mounts, inclinable in segmental guides, scale divisions for reproducible rotation and inclination settings, dovetail guide for lateral displacement of the segmental guides, reflection-minimizing black surface. No : 11581056 | 2 | 16 048,40 |
| 12. | Attachm. for mounting and fixing bullets Attachment for mounting and fixing bullets of various sizes. No : 11520220 | 2 | 19 090,60 |

+48 694 715 670
jan@technolutions.plTechnolutions Sp. z o.o.
kontakt@technolutions.pl
Wiejska 7, 99-400 Łowicz
t. +48 606 440 718

06.04.2022

KWP w Łodzi
Nr oferty: IZ 55/04/2022

technolutions.pl

| | | | |
|-----|---|---|--|
| 13. | Spring loaded centering device fbullets Centring Device mounts to Bullet Holder(11520220) No : 11520221 | 2 | |
| 14. | Rubber armored pressure plate f. bullets Pressure plate mounts to Universal Bullet/Cartridge Manipulator, Use with the Bullet holder (11520220) and Centering device (11520221) No : 11520222 | 2 | |
| 15. | Cementing stages dia. 20 mm, pair Pair of cementing stages dia. 20 mm for mounting bullets and objects of various sizes. No : 11520276 | 1 | |
| 16. | Pair of spring mounts f.huntcartr.cases Pair of spring mounts for hunting cartridge cases. No : 11520686 | 1 | |
| 17. | Pair of articulated holder Pair of articulated holder with ball joint and tiring screw for tilting and rotating cartridge cases. No : 11520328 | 1 | |
| 18. | Pair of receptacle f. caliber 0.22 Pair of receptacle, both for cartridge cases, caliber 0.22 No : 11520223 | 1 | |
| 19. | Pair of receptacle f. caliber 6.35 Pair of receptacle, both for cartridge cases, caliber 6.35 No : 11520224 | 1 | |
| 20. | Pair of receptacle f. caliber 7.65 Pair of receptacle, both for cartridge cases, caliber 7.65 No : 11520225 | 1 | |
| 21. | Pair of receptacle f. caliber 7.63 M Pair of receptacle, both for cartridge cases, caliber 7.63 M. No : 11520226 | 1 | |
| 22. | Pair of receptacle f. caliber 9 Pair of receptacle, both for cartridge cases, caliber 9 No : 11520227 | 1 | |
| 23. | Pair of receptacle f. caliber 0.45 Pair of receptacle, both for cartridge cases, caliber 0.45 No : 11520228 | 1 | |
| 24. | Pair of pin mounts for caliber 10 No : 11581085 | 1 | |

+48 694 715 670
jan@technolutions.plTechnolutions Sp. z o.o.
kontakt@technolutions.pl
Wiejska 7, 99-400 Łowicz
t. +48 606 440 718

06.04.2022

KWP w Łodzi

Nr oferty: IZ 55 /04/2022

technolutions.pl


Wydział Gospodarki Materiałowo-Technicznej
Komenda Wojewódzka Policji w Łodzi
ul. Lutomska 108/112
91-048 Łódź

Pani Jolanta Wojdera

Szanowna Pani

Mam przyjemność przedstawić naszą ofertę na mikroskop porównawczy Leica FS C, łączący inteligentną automatyzację z niezrównaną ergonomią konstrukcji. Jest to modułowy, w pełni zmotoryzowany mikroskop służący do szerokiego zakresu badań kryminalistycznych z zakresu balistyki, badania śladów narzędzi jak i porównywania dokumentów. Zastosowane w nim obiektywy cechują się korektą apochromatyczną, wysoką aperturą numeryczną i wbudowanymi, regulowanymi przystawkami, zapewniającymi najwyższą wydajność optyczną. Zmiana trybów obrazowania (obraz podzielony, obraz nałożony i obraz łączony) realizowana jest za naciśnięciem jednego przycisku. Niższa konfiguracja dedykowana jest do badań mechanoskopijnych i balistycznych oraz w innych badaniach porównawczych, oraz uwzględnia:

- mikroskop Leica FS C z mostkiem porównawczym i wbudowanym zmieniaczem powiększeniem 1x oraz 1.5x
- oświetlenie koaksjalne z zintegrowaną kostką polaryzacji oraz nakładkami na obiektywy (płyta ćwierćfalowa) do niwelacji refleksów
- obiektywy Leica o powiększeniach 1x, 2x, 4x
- oświetlenie pierścieniowe LED z możliwością zmiany segmentu
- podstawowe akcesoria do stolików oraz do badań balistycznych kompatybilne z systemem - kamera Leica Flexacam C3 z adapterem c-mount 0.55x i modulem standalone
- oprogramowanie LAS X z modulem do sterowania w osi Z (moduły dodatkowe jako opcje)
- dodatkowa gwarancja producenta na wszystkie elementy
- stolik zmotoryzowany ze stacją roboczą z wyświetlaczem 28" 4K
- dostawa, instalacja i szkolenie
- jako opcję do wyboru: kamera Leica Flexacam K3C z c-mount 0.55x oraz kamera Leica K5C z c-mount 1.0x oraz moduły dodatkowe LAS X



Z poważaniem,

Jan Jajca

+48 694 775 670

jan@technolutions.pl

Technolutions Sp. z o.o.
kontakt@technolutions.pl
Wejська 7, 99-400 Łowicz
t. +48 606 440 718

06.04.2022

KWP w Łodzi

Nr oferty: IZ 55 /04/2022

technolutions.pl



| Lp. | Opis | St. | Cena PLN |
|-----|---|-----|------------|
| 1 | Leica FSC comparison macrocope basic stand with height-adjustable motorized column (Z-range 255 mm), incl. motorized comparison bridge with four push button operated comparison modes with integrated +/- 4 % zoom adaptation , integrated tilting ergo-binocular viewing port (5 - 35 degree, FOV = 22 mm, upright & non-reversed image), microphoto & video documentation port, motorized magnification changer with factor = 1x and 1.5x, two macro carrier with macro tube lens, filter slots and coded 6-fold objective turret with M 32x0.75 thread, two motorized X-Y stages (160 x 220 mm with glass insert 80 x 80 mm and travel range = 50x50 mm), integrated operating panel for the control of the bridge functions, motorized focussing, motorized X-Y movement of the stages, remote control of two cold light sources (Kl. 2500), two 4-axes oblique light carrier for the 4.5 mm fiber optics light guide or cold light bar. | 1 | 343 837,50 |
| 2 | Leica FSC stand with comparison bridge Leica FSC comparison macrocope basic stand with height-adjustable motorized column (Z-range 255 mm), including motorized comparison bridge with four push button operated comparison modes with integrated +/- 4 % zoom adaptation, integrated tilting ergo-binocular viewing port (5 - 35 degree, FOV = 22 mm, upright & non-reversed image), microphoto & video documentation port, motorized magnification changer with factor = 1x and 1.5x, two macro carrier with macro tube lens, filter slots and coded 6-fold objective turret with M 32x0.75 thread, two motorized X-Y stages (160 x 220 mm with glass insert 80 x 80 mm and travel range = 50x50 mm), integrated operating panel for the control of the bridge functions, motorized focussing, motorized X-Y movement of the stages, remote control of two cold light sources control of two cold light sources No : 11581105 | 1 | |
| 3 | Dust cover for Leica FSC Dust cover for Janus, red dustcover with white Leica Logo. No : 11581083 | 1 | |
| 4 | Smart Move for Leica FS C Coaxial light equipment, RL Reflected light coaxial illumination unit with illumination optics, reflection system, polarization cube and port for the 9 mm fiber bundle No : 11581053 | 2 | |

+48 694 775 670

jan@technolutions.pl

Technolutions Sp. z o.o.
kontakt@technolutions.pl
Wejська 7, 99-400 Łowicz
t. +48 606 440 718

06.04.2022

KWP w Łodzi

Nr oferty: IZ 54/04/2022

technolutions.pl

LAS X Stitching

LAS X software module for widefield systems to form overview images of large fields of view

Stitching module includes:

- Create overview image with the specimen overview function
- Tile scan acquisition
- Stitching algorithm to align adjacent images
- Spiral scan acquisition (within Easy Operation Mode)
- Smoothing function to smooth the edges between adjacent images
- Multi frame search function. Can be used if several Z-levels are acquired. The algorithm looks for the XY-overlap in distinct Z planes and applies the average XY overlap to the images to be merged. Optional module required for Mark and Find experiments.

No : 11640870

5.

18 035,90

06.04.2022

KWP w Łodzi

Nr oferty: IZ 54/04/2022

technolutions.pl

SZCZEGÓŁY WARUNKÓW ZAKUPU I DOSTAWY:

1. Ogólne:

Wszystkie oferty podlegają Ogólnym Warunkom Sprzedaży firmy Leica. Oferta ważna 30 dni od wystawienia.

2. Ceny

Ceny podane na bazie CIP – Odbiorca końcowy (zgodnie z Incoterms 2010). Specyfikowane w PLN. Obowiązuje VAT 23%.

3. Warunki płatności

30 dni po wystawieniu faktury lub 50% po zamówieniu i 50% po dostawie. Konsultowane indywidualnie.

4. Dostawa

Do 16 tygodni od podpisania umowy.

5. Transport i rozładunek

Dostawa DAP-adres odbiorcy (zgodnie z warunkami Incoterms 2010). Transport i ubezpieczenie obejmują dostawę towaru do określonego miejsca.

6. Instalacja i szkolenie

Według wybranego wariantu serwisowego.

7. Warunki gwarancji

Całość oferowanego w niniejszej ofercie sprzętu objęta jest pełną 36 miesięczną gwarancją (na części i robociznę) począwszy od daty zainstalowania.

W przypadku jakichkolwiek pytań odnośnie do niniejszej oferty uprzejmie proszę o kontakt.

+48 694 775 670
jan@technolutions.pl

Technolutions Sp. z o.o.
kontakt@technolutions.pl
Wiejska 7, 99-400 Łowicz
t: +48 606 440 718

06/04/2022

KWP w Łodzi

Nr oferty: IZ 54/04/2022

technolutions.pl

Leica K3C

Leica K3C

A 6.3 MP color camera that delivers a well-balanced feature set with high frame rates, good dynamic range and true color reproduction for life science and industry applications. It's ideal for imaging samples like tissue and cells as well as cleanliness, metal alloys, especially steel and forensics.

- color CMOS sensor
 - Pixel size 2.4 µm x 2.4 µm
 - Color filter RGB (Bayer)
 - Color depth 3x12 bits
 - Exposure time 1 ms - 1 s
 - Dynamic range 72 dB
 - Fast live image 3072 x 2048 pixel with up to 32 frames per sec (depending on the bit depth, exposure time and PC performance)
 - Gain 1x - 251x
 - Supported operating systems Win10
- Recommended c-mount adapters:
Stereo Microscope: 0.50x No 70450528
Compound Microscope: 0.55x No: 11541544
- Interface: USB3

The K3 camera kit includes camera head, USB3 cable with screw-lock connectors, DVD with instruction for use, and a quick start guide.

No : 11547114

C-Mount HC 0.55x

C-mount adapter 0.55x HC, for 1/2" and 0.55" cameras

No : 11541544

30 591,60

06/04/2022

KWP w Łodzi

Nr oferty: IZ 54/04/2022

technolutions.pl

Leica K5C Camera

Leica K5C digital microscope camera

Based on a back-illuminated Sony CMOS sensor technology, the K5C offers:

1. Unprecedented image resolution in a single shot at up to 20 MP
 2. High frame rate at up to 31 fps live
 3. Great color fidelity
 4. TWAIN and WIA readiness
- K5C features:
- Sensor CMOS ExmorR Rolling Shutter
 - Sensor Size: 1"
 - Pixel size 2.4 µm x 2.4 µm
 - Color filter RGB (Bayer)
 - Color depth 3x12 bits or 3x8 bits adjustable
 - 2x2, 3x3 binning and 16/9 Modes 4K as well as Full HD Binning Modes
 - Exposure time 1 ms - 10 s
 - Dynamic range 70 dB, 3200:1
 - Saturation Capacity 15000 e-
 - Absolute Sensitivity Threshold 4e-
 - Live image at 9 fps at Full Resolution, 24 fps at 5 MP (2x2 binning), 31 fps at 2.3 MP (3x3 binning)
 - Gain 1x - 10x
 - USB3 connection with screw locks
 - Supported operating systems Win 10
 - Software support in LAS X
 - Package contains USB cable 2.5 m with screw-lock connectors, quick start guide and manual DVD
- recommended c-mount adapters: 1x (for stereomicroscopes: Material Nr 10 450 829) 1x (for compound microscopes: Material Nr 11 541 551)
- No : 11547118 @ €9,945,00 each

53 466,40

C-Mount adapter 1x HC f. 1"

C-Mount adapter HC 1x for 1"-TV-cameras.

No : 11541510 @ €143,00 each

+48 694 775 670

jan@technolutions.pl

Technolutions Sp. z o.o.

kontakt@technolutions.pl

Wielka 7, 99-400 Łowicz

t. +48 605 440 718

+48 694 775 670

jan@technolutions.pl

Technolutions Sp. z o.o.

kontakt@technolutions.pl

Wielka 7, 99-400 Łowicz

t. +48 605 440 718

06.04.2022

KWP w Łodzi

Nr oferty: IZ 54/04/2022

technolutions.pl

| | | | |
|-----|---|---|-----------|
| 37. | 1 | LAS X Z-Control and SW Autofocus LAS X software module for widefield systems to control Z focus motor of an automated microscope and SuperZ finefocus. Define focus positions and capture 3 dimensional data sets. Includes software autofocus. No.: 11640872 | 9 322,70 |
| 38. | 1 | LAS X Measurements Measurements is a LAS X software module designed to simplify the manual tasks involved in generating measurement parameters such as length, distance, area, perimeter, diameter and angles. All measurements are displayed in an interactive table and can be exported to excel or used to generate reports. No.: 11640559 | 15 820,50 |
| 39. | 1 | LAS X 3D Surface Package The optional software package LAS X 3D Surface comprises all software licenses to allow for generation, reviewing and measurement of 3D surface views originating from image z-stacks It contains the following software modules: - Extended Depth of Field - 3D Surface Viewer - 3D Surface Measurement No.: 11640604 | 50 890,60 |
| 40. | 2 | PartsCare (CP Warranty Extension) Warranty Extension No.: 9PARTS_CM_CLASS_G | 27 000,00 |
| 41. | 1 | Zmotoryzowany stół na mikroskop | |
| 42. | 1 | Stacja robocza z wyświetlaczem 28" w jakości 4K | |

+48 694 775 670
jan@technolutions.pl

Technolutions Sp. z o.o.
kontakt@technolutions.pl
Wiejska 7, 99-400 Łowicz
t: +48 606 440 718

06.04.2022

KWP w Łodzi

Nr oferty: IZ 54/04/2022

technolutions.pl

| | | | |
|------------------------|---|---|-------------------|
| 43. | 1 | Instalacja, dostawa • Dostawa, ustawienie, podłączenie i przygotowanie mikroskopu do pracy • Instalacja oprogramowania • Sprawdzenie poprawności działania • Prezentacja wszystkich modułów oprogramowania zgodnie z konfiguracją klienta • Ćwiczenia z obsługi: uruchamianie oprogramowania, pomiary długości, zapisywanie wyników • Zakończenie protokołem odbioru • Gwarancja 36 miesięcy | 608 542,50 |
| Cena netto PLN | | | 748 507,28 |
| Cena brutto PLN | | | |

Wyposażenie opcjonalne (ceny netto PLN):

| Lp. | Opis | Cena |
|-----|------|------|
|-----|------|------|

+48 694 775 670
jan@technolutions.pl

Technolutions Sp. z o.o.
kontakt@technolutions.pl
Wiejska 7, 99-400 Łowicz
t: +48 606 440 718

06.04.2022

KWP w Łodzi

Nr oferty: IZ 54/04/2022

technolutions.pl

| | | |
|-----|--|---|
| 20. | Rubber armored pressure plate f. bullets Pressure plate mounts to Universal Bullet/Cartridge Manipulator, Use with the Bullet holder (11520220) and Centering device (11520221) No : 11520222 | 2 |
| 21. | Cementing stages dia. 20 mm, pair Pair of cementing stages dia. 20 mm for mounting bullets and objects of various sizes. No : 11520276 | 1 |
| 22. | Pair of spring mounts f.hunt.cartr.cases Pair of spring mounts for hunting cartridge cases. No : 11520686 | 1 |
| 23. | Pair of articulated holder Pair of articulated holder with ball joint and tiring screw for tilting and rotating cartridge cases. No : 11520328 | 1 |
| 24. | Pair of receptacle f. caliber 0.22 Pair of receptacle, both for cartridge cases, caliber 0.22 No : 11520223 | 1 |
| 25. | Pair of receptacle f. caliber 6.35 Pair of receptacle, both for cartridge cases, caliber 6.35 No : 11520224 | 1 |
| 26. | Pair of receptacle f. caliber 7.65 Pair of receptacle, both for cartridge cases, caliber 7.65 No : 11520225 | 1 |
| 27. | Pair of receptacle f. caliber 7.63 M Pair of receptacle, both for cartridge cases, caliber 7.63 M. No : 11520226 | 1 |
| 28. | Pair of receptacle f. caliber 9 Pair of receptacle, both for cartridge cases, caliber 9 No : 11520227 | 1 |
| 29. | Pair of receptacle f. caliber 0.45 Pair of receptacle, both for cartridge cases, caliber 0.45 No : 11520228 | 1 |
| 30. | Pair of pin mounts for caliber 10 No : 11581085 | 1 |

+48 694 775 670

jan@technolutions.pl

Technolutions Sp. z o.o.

kontakt@technolutions.pl

Wiejska 7, 99-400 Łowicz

t: +48 606 440 718

06.04.2022

KWP w Łodzi

Nr oferty: IZ 54/04/2022

technolutions.pl

| | | |
|-----|---|---|
| 31. | Brushes for cartridge cases Set of Brushes (3 pairs) for Cal. 0.22 - 0.45 No : 11581111 | 1 |
| 32. | Flexacam C3 Camera Flexacam C3 Camera - Digital color camera with CMOS sensor (1/2.3)" - stand alone operation possible* - 4k 60fps live image via HDMI* - JPG images with up to 12 MP - Full HD MJPG Video recording with 30 fps - Camera control via computer (PC mode) or via USB Mouse (not included) - Capture directly to USB Stick or send images via E-Mail* - USB3.1 type C connection - Including: USB C to A cable - Supported OS: Win 10 - Recommended c-mount adapter 0.5x/0.55x. *- Stand Alone kit 12730534 needed to enable Stand alone operation (Mouse, USB Stick, HDMI Cable and Power Supply) No : 12730533 | 1 |
| 33. | Standalone kit for Flexacam C3 Standalone kit for Flexacam C3 USB Stick, Wireless Mouse (USB Dongle), Power Supply, HDMI Cable country specific power cord required No : 12730534 | 1 |
| 34. | C-Mount HC 0.55x C-mount adapter 0.55x HC, for 1/2" and 0.55" cameras No : 11541544 | 1 |
| 35. | Dongle for LAS X optional modules Dongle for LAS X widefield systems. Dongle is required to add additional modules to the LAS X Core module (11640878). No : 11640879 | 1 |
| 36. | LAS X Industry Core No : 11640620 | 1 |

+48 694 775 670

jan@technolutions.pl

Technolutions Sp. z o.o.

kontakt@technolutions.pl

Wiejska 7, 99-400 Łowicz

t: +48 606 440 718

06/04/2022

KWP w Łodzi

Nr oferty: IZ 54/04/2022

technolutions.pl

| | | | |
|-----|--|---|-----------|
| 4. | Coaxial light equipment, RL Reflected light coaxial illumination unit with illumination optics, reflection system, polarization cube and port for the 9 mm fiber bundle No : 11581053 | 2 | |
| 5. | Anti reflection module lambda/4 filter No : 11581091 | 2 | |
| 6. | Eyepiece HC PLAN s 10x/22 Br. M Eyepieces with 10x magnification and 22mm field of view. Ideal for fatigue-proof screening. Useable with or without glasses. Dioptic adjustment. A reticule can be added. No : 11507820 | 2 | |
| 7. | Obj. M PL APO MACRO 1x/0.035-0.006- /62.0 Achromatic corrected macro objective 1x, telecentric optics, numerical aperture = 0.035 - 0.006, 5-step arresting aperture diaphragm for optimal contrast & depth of field setting, FWD = 60mm No : 11581047 | 2 | 16 377,00 |
| 8. | Obj. M PL APO MACRO 2x/0.07-0.01- / 62.0 Achromatic corrected macro objective 2x, telecentric optics, numerical aperture = 0.07 - 0.01, 5-step arresting aperture diaphragm for optimal contrast & depth of field setting, FWD = 60mm No : 11581048 | 2 | 16 377,00 |
| 9. | Obj. M PL APO MACRO 4x/0.14-0.03 - / Achromatic corrected macro objective 4x, telecentric optics, numerical aperture = 0.14 - 0.03, 5-step arresting aperture diaphragm for optimal contrast & depth of field setting, FWD = 60mm No : 11581049 | 2 | 16 377,00 |
| 10. | Platform, rotatable w. articulating arm Platform, rotatable with short articulating arm for universal holder or 75mm ball-joint table. No : 11581088 | 2 | 12 667,00 |

+48 694 775 670

jan@technolutions.pl

Technolutions Sp. z o.o.

kontakt@technolutions.pl

Wiejska 7, 99-400 Łowicz

t. +48 606 440 718

06/04/2022

KWP w Łodzi

Nr oferty: IZ 54/04/2022

technolutions.pl

| | | | |
|-----|--|---|-----------|
| 11. | LED Coldlight source CLS350 LED LED Coldlight source Leica CLS350 LED, with cable for intensity remote control via the FSC front operating knobs No : 11581140 | 1 | 14 151,00 |
| 12. | Tray for two cold light sources Stainless steel carrier plate for two cold light sources, attachable to the Leica FSC basic stand No : 11581086 | 1 | |
| 13. | Flex light guide 2-arm 5/1000 No : 30150222 | 1 | |
| 14. | LED Ringlight set f:FSC w/o Power Cord LED Ringlight set f:FSC w/o Power Cord consisting of: 2 Ringlights Control unit and Power supply fits to FSC objectives (38mm) country specific power cord not included No : 11600199 | 1 | 7 096,70 |
| 15. | Tilting stage 75mm, attachable, single Titable stage diameter 75 mm, with grooved profile and tilting fixture up to 45°, clamping device for stage inclination setting. No : 11581031 | 2 | 24 666,20 |
| 16. | Object clamp Pol Object clamp for pol. rotating stage No : 11553408 | 4 | |
| 17. | Universal adjustable holder Universal adjustable holder with rotating disc To mount various push in mounts, inclinable in segmental guides, scale divisions for reproducible rotation and inclination settings, coverall guide for lateral displacement of the segmental guides, reflection-minimizing black surface. No : 11581056 | 2 | |
| 18. | Attachm. for mounting and fixing bullets Attachment for mounting and fixing bullets of various sizes. No : 11520220 | 2 | 19 090,60 |
| 19. | Spring loaded centering device f.bullets Centering Device mounts to Bullet Holder(11520220) No : 11520221 | 2 | |

+48 694 775 670

jan@technolutions.pl

Technolutions Sp. z o.o.

kontakt@technolutions.pl

Wiejska 7, 99-400 Łowicz

t. +48 606 440 718

06.04.2022

KWP w Łodzi

Nr oferty: IZ 54/04/2022

technolutions.pl

Wydział Gospodarki Materiałowo-Technicznej
Komenda Wojewódzka Policji w Łodzi
ul. Lutomska 108/112
91-048 Łódź

Pani Jolanta Wojdera


Szanowna Pani

Mam przyjemność przedstawić naszą ofertę na mikroskop porównawczy Leica FS C, łączący inteligentną automatyzację z niezrównaną ergonomią konstrukcji. Jest to modułowy, w pełni zmotoryzowany mikroskop służący do szerokiego zakresu badań kryminalistycznych z zakresu balistyki, badania śladów narzędzi jak i porównywania dokumentów. Zastosowane w nim obiektywy cechują się korekcją apochromatyczną, wysoką aperturą numeryczną i wbudowanymi, regulowanymi przysłonami, zapewniającymi najwyższą wydajność optyczną. Zmiana trybów obrazowania (obraz podzielony, obraz natężony i obraz łączony) realizowana jest za naciśnięciem jednego przycisku. Niniejsza konfiguracja dedykowana jest do badań mehanoskopijnych i balistycznych oraz w innych badaniach porównawczych, oraz uwzględnia:

- mikroskop Leica FS C z mostkiem porównawczym i wbudowanym zmienniczem powiększeniem 1x oraz 1,5x
- oświetlenie koaksjalne z zintegrowaną kostką polaryzacją oraz nakładkami na obiektyw (płyta ćwierćfalowa) do niwelacji refleksów
- obiektywy Leica o powiększeniach 1x, 2x, 4x
- pojedynczy zestaw oświetlenia typu gęsia szyja CLS350 LED
- oświetlenie pierścieniowe LED z możliwością zmiany segmentu
- rekomendowane akcesoria do stolików oraz do badań balistycznych kompatybilne z systemem
- kamera Leica Flexacam C3 z adapterem c-mount 0.55x i modulem standalone
- oprogramowanie LAS X z modułami dodatkowymi: rozszerzone pomiary, składanie obrazów w osi Z, tworzenie modeli 3D z pomiarami
- dodatkowa gwarancja producenta na wszystkie elementy
- stolik zmotoryzowany ze stacją roboczą z wyświetlaczem 28" 4K
- dostawa, instalacja i szkolenie
- jako opcję do wyboru: kamera Leica Flexacam K3C z c-mount 0.55x oraz kamera Leica K5C z c-mount 1,0x oraz moduł LAS X Stitching (składanie w osi XY)

Z poważaniem,

Jan Jajic



+48 694 775 670

jan@technolutions.pl

Technolutions Sp. z o.o.
kontakt@technolutions.pl
Wiejska 7, 99-400 Łowicz
t: +48 606 440 718

06.04.2022

KWP w Łodzi

Nr oferty: IZ 54/04/2022

technolutions.pl



| Lp. | Opt. | St. | Cena PLN |
|-----|---|-----|------------|
| 1 | Leica FSC comparison microscope basic stand with height-adjustable motorized column (Z-range 255 mm), incl. motorized comparison bridge with four push button operated comparison modes with integrated +/- 4 % zoom adaptation , integrated tilting ergo-binocular viewing port (5 - 35 degree, FOV = 22 mm, upright & non-reversed image), microphoto & video documentation port, motorized magnification changer with factor = 1x and 1,5x, two macro carrier with macro tube lens, filter slots and coded 6-fold objective turret with M 32x0.75 thread, two motorized X-Y stages (160 x 220 mm with glass insert 80 x 80 mm and travel range = 50x50 mm), integrated operating panel for the control of the bridge functions, motorized focussing, motorized X-Y movement of the stages, remote control of two cold light sources (KL 2500), two 4-axes oblique light carrier for the 4.5 mm fiber optics light guide or cold light bar. | 1 | 343 837,50 |
| 2 | FSC Comparison Unit Leica FSC stand with comparison bridge Leica FSC comparison microscope basic stand with height-adjustable motorized column (Z-range 255 mm), including motorized comparison bridge with four push button operated comparison modes with integrated +/- 4 % zoom adaptation, integrated tilting ergo-binocular viewing port (5 - 35 degree, FOV = 22 mm, upright & non-reversed image), microphoto & video documentation port, motorized magnification changer with factor = 1x and 1,5x, two macro carrier with macro tube lens, filter slots and coded 6-fold objective turret with M 32x0.75 thread, two motorized X-Y stages (160 x 220 mm with glass insert 80 x 80 mm and travel range = 50x50 mm), integrated operating panel for the control of the bridge functions, motorized focussing, motorized X-Y movement of the stages, remote control of two cold light sources | 1 | |
| 3 | Dust cover for Leica FSC Dust cover for Janus, red dustcover with white Leica Logo. Smart Move for Leica FS C | 1 | |

+48 694 775 670

jan@technolutions.pl

Technolutions Sp. z o.o.
kontakt@technolutions.pl
Wiejska 7, 99-400 Łowicz
t: +48 606 440 718

06/04/2022

KWP w Łodzi

Nr oferty: IZ 53/04/2022

technolutions.pl

Leica K5C Camera

Leica K5C digital microscope camera

Based on a back-illuminated Sony CMOS sensor technology, the K5C offers:

1. Unprecedented image resolution in a single shot at up to 20 MP
2. High frame rate at up to 31 fps live
3. Great color fidelity
4. TWIN and WIA readiness

K5C features:

- Sensor CMOS ExmorR Rolling Shutter
- Sensor Size: 1"
- Pixel size 2.4 µm x 2.4 µm
- Color filter RGB (Bayer)
- Color depth 3x12 bits or 3x8 bits adjustable
- 2x2, 3x3 binning and 16/9 Modes 4K as well as Full HD Binning Modes
- Exposure time 1 ms - 10 s
- Dynamic range 70 dB, 3200:1
- Saturation Capacity 15000 e-
- Absolute Sensitivity Threshold 4e-
- Live image at 9 fps at Full Resolution, 24- fps at 5 MP (2x2 binning), 31 fps at 2.3 MP (3x3 binning)
- Gain 1x - 10x
- USB3 connection with screw locks
- Supported operating systems Win 10
- Software support in LAS X
- Package contains USB cable 2.5 m with screw-lock connectors, quick start guide and manual DVD

- recommended c-mount adapters: 1x (for stereomicroscopes: Material Nr 10 450 829) 1x (for compound microscopes: Material Nr 11 541 551)

No.: 11547118 @ €9,945,00 each

C-Mount adapter 1x HC f. 1"

C-Mount adapter HC 1x for 1"-TV-cameras.

No.: 11541510 @ €143,00 each

53 466,40

06/04/2022

KWP w Łodzi

Nr oferty: IZ 53/04/2022

technolutions.pl

SZCZEGÓŁY WARUNKÓW ZAKUPU I DOSTAWY:

1. Ogólne:

Wszystkie oferty podlegają Ogólnym Warunkom Sprzedaży firmy Leica. Oferta ważna 30 dni od wystawienia.

2. Ceny

Ceny podane na bazie CIP – Odbiorca końcowy (zgodnie z Incoterms 2010). Specyfikowane w PLN. Obowiązuje VAT 23%.

3. Warunki płatności

30 dni po wystawieniu faktury lub 50% po zamówieniu i 50% po dostawie. Konsultowane indywidualnie.

4. Dostawa

Do 16 tygodni od podpisania umowy.

5. Transport i rozładunek

Dostawa DAP-adres odbiorcy (zgodnie z warunkami Incoterms 2010). Transport i ubezpieczenie obejmują dostawę towaru do określonego miejsca.

6. Instalacja i szkolenie

Według wybranego wariantu serwisowego.

7. Warunki gwarancji

Całość oferowanego w niniejszej ofercie sprzętu objęta jest pełną 36 miesięczną gwarancją (na części i robociznę), począwszy od daty zainstalowania.

W przypadku jakichkolwiek pytań odnośnie do niniejszej oferty uprzejmie proszę o kontakt.

+48 694 775 670
jan@technolutions.pl

Technolutions Sp. z o.o.
kontakt@technolutions.pl
Wojewska 7, 99-400 Łowicz
t. +48 606 440 718

06.04.2022

KWP w Łodzi

Nr oferty: IZ 53/04/2022

technolutions.pl

LAS X Stitching 1 18 035,90

LAS X software module for widefield systems to form overview images of large fields of view

Stitching module includes:

- Create overview image with the specimen overview function
- Tile scan acquisition
- Stitching algorithm to align adjacent images
- Spiral scan acquisition (within Easy Operation Mode)
- Smoothing function to smooth the edges between adjacent images
- Multi frame search function. Can be used if several Z-levels are acquired. The algorithm looks for the XY-overlap in distinct Z planes and applies the average XY overlap to the images to be merged. Optional module required for Mark and Find experiments.

No : 11640870

PartsCare (CP Warranty Extension) 2 50 890,60

Warranty Extension

No : 9PARTS_CM_CLASS_G

Zmotoryzowany stół na mikroskop 1 27 000,00

Stacja robocza z wyświetlaczem 28" w jakości 4K

Instalacja, dostawa

- Dostawa, ustawienie, podłączenie i przygotowanie mikroskopu do pracy
- Instalacja oprogramowania
- Sprawdzenie poprawności działania
- Prezentacja wszystkich modułów oprogramowania zgodnie z konfiguracją klienta
- Ćwiczenia z obsługi: uruchamianie oprogramowania, pomiary długości, zapisywanie wyników
- Zakończenie protokołem odbioru
- Gwarancja 36 miesięcy

Cena netto PLN 698 875,70

Cena brutto PLN 859 617,11

+48 694 775 670

jan@technolutions.pl

Technolutions Sp. z o.o.

kontakt@technolutions.pl

Więjska 7, 99-400 Łowicz

t. +48 606 440 718

06.04.2022

KWP w Łodzi

Nr oferty: IZ 53/04/2022

technolutions.pl

Wyposażenie opcjonalne (ceny netto PLN):

| Lp. | Opis | Cena |
|-----|---|------|
| 1. | Flexacam C3 Camera Flexacam C3 Camera - Digital color camera with CMOS sensor (1/2.3)" - stand alone operation possible* - 4k 60fps live image via HDMI* - JPG images with up to 12 MP - Full HD MJPG Video recording with 30 fps - Camera control via computer (PC mode) or via USB Mouse (not included) - Capture directly to USB Stick or send images via E-Mail* - USB3.1 type C connection - Including: USB C to A cable - Supported OS: Win 10 - Recommended c-mount adapter 0.5x/0.55x. *- Stand Alone Kit-12730534 needed to enable Stand alone operation (Mouse, USB Stick, HDMI Cable and Power Supply) No : 12730533 19 970,40 | |
| 2. | Standalone kit for Flexacam C3 Standalone kit for Flexacam C3 USB Stick, Wireless Mouse (USB Dongle), Power Supply, HDMI Cable country specific power cord required No : 12730534 | |
| 3. | C-Mount HC 0.55x C-mount adapter 0.55x HC, for 1/2" and 0.55" cameras No : 11541544 | |

+48 694 775 670

jan@technolutions.pl

Technolutions Sp. z o.o.

kontakt@technolutions.pl

Więjska 7, 99-400 Łowicz

t. +48 606 440 718

06/14/2022

KWP w Łodzi

Nr oferty: IZ 53/04/2022

technolutions.pl

| | | | |
|-----|--|---|-----------|
| 40. | <p>Leica K3C Leica K3C A 6.3 MP color camera that delivers a well-balanced feature set with high frame rates, good dynamic range and true color reproduction for life science and industry applications. Its ideal for imaging samples like tissue and cells as well as cleanliness, metal alloys, especially steel and forensics.</p> <ul style="list-style-type: none"> - color CMOS sensor - Pixel size 2.4 µm x 2.4 µm - Color filter RGB (Bayer) - Color depth 3x12 bits - Exposure time 1 ms - 1 s - Dynamic range 72 dB - Fast live image 3072 x 2048 pixel with up to 32 frames per sec (depending on the bit depth, exposure time and PC performance) - Gain 1x - 251x - Supported operating systems Win10 - Recommended c-mount adapters: Stereo Microscope: 0.50x No 10450528 Compound Microscope: 0.55x No: 11541544 Interface: USB3 <p>The K3 camera kit includes camera head, USB3 cable with screw-lock connectors, DVD with instruction for use, and a quick start guide.</p> <p>No : 11547114</p> | 1 | 30 591,60 |
| 41. | <p>C-Mount HC 0.55x C-mount adapter 0.55x HC, for 1/2" and 0.55" cameras</p> <p>No : 11541544</p> | 1 | |
| 42. | <p>Dongle for LAS X optional modules Dongle for LAS X widefield systems. Dongle is required to add additional modules to the LAS X Core module (11640878).</p> <p>No : 11640879</p> | 1 | 14 898,30 |
| 43. | <p>LAS X Industry Core</p> <p>No : 11640620</p> | 1 | |

+48 694 775 670
jan@technolutions.pl

Technolutions Sp. z o.o.
kontakt@technolutions.pl
Włajska 7, 99-400 Łowicz
t: +48 606 440 778

06/14/2022

KWP w Łodzi

Nr oferty: IZ 53/04/2022

technolutions.pl

| | | | |
|-----|---|---|-----------|
| 44. | <p>LAS X Z-Control and SW Autofocus LAS X software module for widefield systems to control Z focus motor of an automated microscope and SuperZ finefocus. Define focus positions and capture 3 dimensional data sets. Includes software autofocus. No : 11640872</p> | 1 | |
| 45. | <p>LAS X Measurements Measurements is a LAS X software module designed to simplify the manual tasks involved in generating measurement parameters such as length, distance, area, perimeter, diameter and angles. All measurements are displayed in an interactive table and can be exported to excel or used to generate reports. No : 11640559</p> | 1 | 9 322,70 |
| 46. | <p>LAS X 3D Surface Package LAS X 3D Surface Package The optional software package LAS X 3D Surface comprises all software licenses to allow for generation, reviewing and measurement of 3D surface views originating from image z-stacks. It contains the following software modules: - Extended Depth of Field - 3D Surface Viewer - 3D Surface Measurement No : 11640604</p> | 1 | 15 820,50 |

+48 694 775 670
jan@technolutions.pl

Technolutions Sp. z o.o.
kontakt@technolutions.pl
Włajska 7, 99-400 Łowicz
t: +48 606 440 778

06/04/2022

KWP w Łodzi

Nr oferty: IZ 53/04/2022

technolutions.pl

| | | |
|-----|---|---|
| 21. | 4 | Object clamp Pol Object clamp for pol rotating stage No : 11553408 |
| 22. | 2 | Universal adjustable holder Universal adjustable holder with rotating disc To mount various push in mounts, inclinable in segmental guides, scale divisions for reproducible rotation and inclination settings, dovetail guide for lateral displacement of the segmental guides, reflection-minimizing black surface. No : 11581056 |
| 23. | 2 | Attachm. for mounting and fixing bullets Attachment for mounting and fixing bullets of various sizes. No : 11520220 |
| 24. | 2 | Spring loaded centering device f.bullets Centering Device mounts to Bullet Holder(11520220) No : 11520221 |
| 25. | 2 | Rubber armored pressure plate f. bullets Pressure plate mounts to Universal Bullet/Cartridge Manipulator, Use with the Bullet holder (11520220) and Centering device (11520221) No : 11520222 |
| 26. | 1 | Cementing stages dia. 20 mm, pair Pair of cementing stages dia. 20 mm for mounting bullets and objects of various sizes. No : 11520276 |
| 27. | 1 | Pair of spring mounts f.hunt.cartr.cases Pair of spring mounts for hunting cartridge cases. No : 11520686 |
| 28. | 1 | Pair of articulated holder Pair of articulated holder with ball joint and tiring screw for tilting and rotating cartridge cases. No : 11520328 |
| 29. | 1 | Pair of receptacle f. caliber 0.22 Pair of receptacle, both for cartridge cases, caliber 0.22 No : 11520223 |

+48 694 775 670

jan@technolutions.pl

 Technolutions Sp. z o.o.
 kontakt@technolutions.pl
 Wiejska 7, 99-400 Łowicz
 t. +48 606 440 718

06/04/2022

KWP w Łodzi

Nr oferty: IZ 53/04/2022

technolutions.pl

| | | |
|-----|---|---|
| 30. | 1 | Pair of receptacle f. caliber 6.35 Pair of receptacle, both for cartridge cases, caliber 6.35 No : 11520274 |
| 31. | 1 | Pair of receptacle f. caliber 7.65 Pair of receptacle, both for cartridge cases, caliber 7.65 No : 11520275 |
| 32. | 1 | Pair of receptacle f. caliber 7.63 M Pair of receptacle, both for cartridge cases, caliber 7.63 M. No : 11520276 |
| 33. | 1 | Pair of receptacle f. caliber 9 Pair of receptacle, both for cartridge cases, caliber 9 No : 11520277 |
| 34. | 1 | Pair of receptacle f. caliber 0.45 Pair of receptacle, both for cartridge cases, caliber 0.45 No : 11520278 |
| 35. | 1 | Pair of pin mounts for caliber 10 No : 11581085 |
| 36. | 1 | Object stages 60mm, pair Pair of object stages diameter 60 mm, with grooved profile and clamping device. No : 11520261 |
| 37. | 1 | Pair of mount f. lock cylinder Pair of holder for lock cylinders No : 11520685 |
| 38. | 1 | Pair of wire holder Wire holders (pair) for mounting cylindrical objects up to diameter 7 mm. No : 11520260 |
| 39. | 1 | Brushes for cartridge cases Set of Brushes (3 pairs) for Cal. 0.22 - 0.45 No : 11581111 |

+48 694 775 670

jan@technolutions.pl

 Technolutions Sp. z o.o.
 kontakt@technolutions.pl
 Wiejska 7, 99-400 Łowicz
 t. +48 606 440 718

06/04/2022

KWP w. Łodzi

Nr oferty: IZ 53/04/2022

technolutions.pl

| | | |
|---|--|-------------|
| 2 | Coaxial light equipment, RL Reflected light coaxial illumination unit with illumination optics, reflection system, polarization cube and port for the 9 mm fiber bundle No.: 11581053 | 2 |
| 2 | Anti reflection module lambda/4 filter No.: 11581091 | 2 |
| 2 | Eyepiece HC PLAN s 10x/22 Br. M Eyepiece HC PLAN s 10x/22 Br. M Eyepieces with 10x magnification and 22mm field of view. Ideal for fatigue-proof screening. Useable with or without glasses. Dioptic adjustment. A reticule can be added. No.: 11507820 | 2 |
| 2 | Obj.PL APO MACRO 0.4x/0.014-0.003- / 62.0 Achromatic corrected macro objective 0.4x, numerical aperture = 0.014 - 0.003, 5-step arresting aperture diaphragm for optimal contrast & depth of field setting, FWD = 60mm No.: 11581046 | 2 17 468,80 |
| 2 | Obj. M PL APO MACRO 1x/0.035-0.006- /62.0 Achromatic corrected macro objective 1x, telecentric optics, numerical aperture = 0.035 - 0.006, 5-step arresting aperture diaphragm for optimal contrast & depth of field setting, FWD = 60mm No.: 11581047 | 2 16 377,00 |
| 2 | Obj. M PL APO MACRO 2x/0.07-0.01- / 62.0 Achromatic corrected macro objective 2x, telecentric optics, numerical aperture = 0.07 - 0.01, 5-step arresting aperture diaphragm for optimal contrast & depth of field setting, FWD = 60mm No.: 11581048 | 2 16 377,00 |
| 2 | Obj. M PL APO MACRO 4x/0.14-0.03 - / Achromatic corrected macro objective 4x, telecentric optics, numerical aperture = 0.14 - 0.03, 5-step arresting aperture diaphragm for optimal contrast & depth of field setting, FWD = 60mm No.: 11581049 | 2 16 377,00 |

+48 694 775 670

jan@technolutions.pl

Technolutions Sp. z o.o.

kontakt@technolutions.pl

Wiejska 7, 99-400 Łowicz

t. +48 606 440 718

06/04/2022

KWP w. Łodzi

Nr oferty: IZ 53/04/2022

technolutions.pl

| | | | |
|-----|--|---|-----------|
| 11. | Obj. M PL APO MACRO 8x/0.22-0.03 No.: 11581097 | 2 | 17 977,60 |
| 12. | Platform, rotatable w. articulating arm Platform, rotatable with short articulating arm for universal holder or 75mm ball-joint table. No.: 11581088 | 2 | 12 667,00 |
| 13. | LED Coldlight source CLS350 LED LED Coldlight source Leica CLS350 LED, with cable for intensity remote control via the FSC front operating knobs No.: 11581140 | 2 | 32 886,50 |
| 14. | Tray for two cold light sources Stainless steel carrier plate for two cold light sources, attachable to the Leica FSC basic stand No.: 11581086 | 1 | |
| 15. | Flex light guide 2-arm 5/1000 No.: 30150222 | 2 | |
| 16. | Holder for focussing lens a. filter No.: 30161101 | 2 | |
| 17. | Holder for illumination light guide No.: 30157103 | 2 | |
| 18. | Section Converter for goose neck Section Converter for goose neck - 30 mm x 0.5 mm - for light guides up to 10mm tip diameter No.: 30170121 | 2 | |
| 19. | LED Ringlight set f.FSC w/o Power Cord LED Ringlight set f.FSC w/o Power Cord consisting of: 2 Ringlights Control unit and Power supply fits to FSC objectives (38mm) country specific power cord not included No.: 11600199 | 1 | 7 096,70 |
| 20. | Tilting stage 75mm, attachable, single Tiltable stage diameter 75 mm, with grooved profile and tilting fixture up to 45°, clamping device for stage inclination setting. No.: 11581031 | 2 | 24 666,20 |

+48 694 775 670

jan@technolutions.pl

Technolutions Sp. z o.o.

kontakt@technolutions.pl

Wiejska 7, 99-400 Łowicz

t. +48 606 440 718

06/04/2022

KWP w Łodzi

Nr oferty: IZ 53/0+/2022

technolutions.pl


Wydział Gospodarki Materiałowo-Technicznej
Komenda Wojewódzka Policji w Łodzi
ul. Lutomska 108/112
91-048 Łódź

Pani Jolanta Wojdera

Szanowna Pani

Mam przyjemność przedstawić naszą ofertę na mikroskop porównawczy Leica FS C, łączący inteligentną automatyzację z niezrównaną ergonomią konstrukcji. Jest to modułowy, w pełni zmotoryzowany mikroskop służący do szerokiego zakresu badań kryminalistycznych z zakresu balistyki, badania śladów narzędzi jak i porównywania dokumentów. Zastosowane w nim obiektywy cechują się korekcją apochromatyczną, wysoką aperturą numeryczną i wbudowanymi, regulowanymi przystawkami, zapewniającymi najwyższą wydajność optyczną. Zmiana trybów obrazowania (obraz podzielony, obraz natężony i obraz łączony) realizowana jest za naciśnięciem jednego przycisku. Niniejsza konfiguracja dedykowana jest do badań mechanoskopijnych i balistycznych oraz w innych badaniach porównawczych, oraz uwzględnia:

- mikroskop Leica FS C z mostkiem porównawczym i wbudowanym zmieniaczem powiększeniem 1x oraz 1,5x
- oświetlenie koaksjalne z zintegrowaną kostką polaryzacją oraz nakładkami na obiektywy (płyta ćwierćfalowa) do niwelacji refleksów
- obiektywy Leica o powiększeniach 0,4x, 1x, 2x, 4x, 8x
- podwojny zestaw oświetlenia typu gęsia szyja CLS350 LED
- oświetlenie pierścieniowe LED z możliwością zmiany segmentu
- rozszerzone akcesoria do stolików oraz do badań balistycznych kompatybilne z systemem
- kamera Leica K3C z adapterem c-mount 0,55x
- oprogramowanie LAS X z modułami dodatkowymi: rozszerzone pomiary, składanie obrazów w osi XY oraz Z, tworzenie modeli 3D z pomiarami
- dodatkowa gwarancja producenta na wszystkie elementy
- stół zmotoryzowany ze stacją roboczą z wyświetlaczem 28" 4K
- dostawa, instalacja i szkolenie
- jako opcję do wyboru: kamera Leica Flexacam C3 z c-mount 0,55x i modułem standalone oraz kamera Leica K5C z c-mount 1,0x



Z poważaniem,

Jan Jajca

+48 694 775 670

jan@technolutions.pl

Technolutions Sp. z o.o.
kontakt@technolutions.pl
Więjska 7, 99-400 Łowicz
t: +48 606 440 718

06/04/2022

KWP w Łodzi

Nr oferty: IZ 53/04/2022

technolutions.pl



| Lp. | Opis | St. | Cena PLN |
|-----|--|-----|------------|
| 1. | Leica FSC comparison microscope basic stand with height-adjustable motorized column (Z-range 255 mm), incl. motorized comparison bridge with four push button operated comparison modes with integrated +/- 4 % zoom adaptation , integrated tilting ergo-binoocular viewing port (5 - 35 degree, FOV = 22 mm, upright & non-reversed image), microphoto & video documentation port, motorized magnification changer with factor = 1x and 1,5x, two macro carrier with macro tube lens, filter slots and coded 6-fold objective turret with M 32x0.75 thread, two motorized X-Y stages (160 x 220 mm with glass insert 80 x 80 mm and travel range = 50x50 mm), integrated operating panel for the control of the bridge functions, motorized focussing, motorized X-Y movement of the stages, remote control of two cold light sources (KL 2500), two 4-axes oblique light carrier for the 4.5 mm fiber optics light guide or cold light bar. | 1 | 343 837,50 |
| 1. | FSC Comparison Unit Leica FSC stand with comparison bridge Leica FSC comparison microscope basic stand with height-adjustable motorized column (Z-range 255 mm), including motorized comparison bridge with four push button operated comparison modes with integrated +/- 4 % zoom adaptation, integrated tilting ergo-binoocular viewing port (5 - 35 degree, FOV = 22 mm, upright & non-reversed image), microphoto & video documentation port, motorized magnification changer with factor = 1x and 1,5x, two macro carrier with macro tube lens, filter slots and coded 6-fold objective turret with M 32x0.75 thread, two motorized X-Y stages (160 x 220 mm with glass insert 80 x 80 mm and travel range = 50x50 mm), integrated operating panel for the control of the bridge functions, motorized focussing, motorized X-Y movement of the stages, remote control of two cold light sources | 1 | |
| 2. | Dust cover for Leica FSC Dust cover for Janus, red dustcover with white Leica Logo. | 1 | |
| 3. | Smart Move for Leica FS C No : 11581099 | 1 | |

+48 694 775 670

jan@technolutions.pl

Technolutions Sp. z o.o.
kontakt@technolutions.pl
Więjska 7, 99-400 Łowicz
t: +48 606 440 718

06.14.2022

KWP w Łodzi

Nr oferty: IZ 55/04/2022

technolutions.pl

LAS X Stitching

LAS X software module for widefield systems to form overview images of large fields of view

Stitching module includes:

- Create overview image with the specimen overview function
- Tile scan acquisition
- Stitching algorithm to align adjacent images
- Spiral scan acquisition (within Easy Operation Mode)
- Smoothing function to smooth the edges between adjacent images
- Multi frame search function. Can be used if several Z-levels are acquired. The algorithm looks for the XY-overlap in distinct z planes and applies the average XY overlap to the images to be merged. Optional module required for Mark and Find experiments.

No : 11640870

18 035,90

LAS X Measurements

Measurements is a LAS X software module designed to simplify the manual tasks involved in generating measurement parameters such as length, distance, area, perimeter, diameter, and angles. All measurements are displayed in an interactive table and can be exported to excel or used to generate reports.

No : 11640559

9 322,70

LAS X 3D Surface Package

LAS X 3D Surface Package

The optional software package LAS X 3D Surface comprises all software licenses to allow for generation, reviewing and measurement of 3D surface views originating from image z-stacks

It contains the following software modules:

- Extended Depth of Field
- 3D Surface Viewer
- 3D Surface Measurement

No : 11640604

15 820,50

+48 694 775 670

jan@technolutions.pl

Technolutions Sp. z o.o.

kontakt@technolutions.pl

Wiejska 7, 99-400 Łowicz

t. +48 606 440 718

