

# CPU Benchmarks

Over 1,000,000 CPUs Benchmarked

## CPU List

Below is an alphabetical list of all CPU types that appear in the charts. Clicking on a specific processor name will take you to the chart it appears in and will highlight it for you. Results below are for [Single CPU Systems](#) only. For [Multiple CPU Systems](#), results can be found on the CPU Mega List page.

 Find CPU

## Single CPU Systems

Last updated on the 30th of June 2023

CPUS

High End

High Mid Range

Low Mid Range

Low End

Best Value (On Market)

Best Value XY Scatter

Best Value (All time)

New Desktop

New Laptop

Single Thread

Systems with Multiple CPUs

Overclocked

Power Performance

CPU Mark by Socket Type

Cross-Platform CPU Performance

Top Gaming CPUs

CPU Mega List

Column

CPU Name	CPU Mark (higher is better)	Rank (lower is better)	CPU Value (higher is better)	Price (USD)
<a href="#">AArch64 rev 2 (aarch64)</a>	2,267	2387	NA	NA
<a href="#">AArch64 rev 4 (aarch64)</a>	1,849	2626	NA	NA
<a href="#">AC8257V/WAB</a>	711	3581	NA	NA
<a href="#">Allwinner A133</a>	672	3633	NA	NA
<a href="#">Allwinner H618</a>	599	3704	NA	NA
<a href="#">AMD 3015Ce</a>	2,066	2495	NA	NA
<a href="#">AMD 3015e</a>	2,689	2169	NA	NA
<a href="#">AMD 3020e</a>	2,452	2274	NA	NA
<a href="#">AMD 4700S</a>	18,125	505	NA	NA
<a href="#">AMD A4 Micro-6400T APU</a>	1,004	3280	NA	NA
<a href="#">AMD A4 PRO-3340B</a>	1,645	2753	NA	NA
<a href="#">AMD A4 PRO-7300B APU</a>	1,481	2873	NA	NA
<a href="#">AMD A4 PRO-7350B</a>	1,544	2826	NA	NA
<a href="#">AMD A4-1200 APU</a>	369	3957	NA	NA
<a href="#">AMD A4-1250 APU</a>	411	3906	NA	NA
<a href="#">AMD A4-3300 APU</a>	967	3315	17.07	\$56.61
<a href="#">AMD A4-3300M APU</a>	710	3584	23.68	\$29.99*

**Search Model**

0

CPU Benchmarks

Video Card Benchmarks

Hard Drive Benchmarks

RAM

PC Systems

Android

iOS / iPhone

★ **Common**

**Most Benchmarked**

📈 **AMD vs Intel Market Share**

**Year on Year Performance**

CPU Name	CPU Mark (higher is better)	Rank (lower is better)	CPU Value (higher is better)	Price (USD)
<a href="#">AMD A4-3320M APU</a>	640	3668	16.42	\$39.00*
<a href="#">AMD A4-3330MX APU</a>	752	3535	NA	NA
<a href="#">AMD A4-3400 APU</a>	1,080	3200	13.51	\$79.95
<a href="#">AMD A4-3420 APU</a>	1,054	3229	7.75	\$136.00*
<a href="#">AMD A4-4000 APU</a>	1,162	3120	58.26	\$19.95*
<a href="#">AMD A4-4020 APU</a>	1,295	2996	12.29	\$105.37
<a href="#">AMD A4-4300M APU</a>	1,007	3278	33.73	\$29.86*
<a href="#">AMD A4-4355M APU</a>	806	3471	NA	NA
<a href="#">AMD A4-5000 APU</a>	1,295	2998	NA	NA
<a href="#">AMD A4-5050 APU</a>	1,328	2971	NA	NA
<a href="#">AMD A4-5100 APU</a>	1,346	2962	NA	NA
<a href="#">AMD A4-5150M APU</a>	765	3522	NA	NA
<a href="#">AMD A4-5300 APU</a>	1,375	2943	51.02	\$26.95*
<a href="#">AMD A4-5300B APU</a>	1,237	3048	47.67	\$25.95*
<a href="#">AMD A4-6210 APU</a>	1,491	2867	NA	NA
<a href="#">AMD A4-6250J APU</a>	1,656	2743	NA	NA
<a href="#">AMD A4-6300 APU</a>	1,425	2910	33.91	\$42.02
<a href="#">AMD A4-6300B APU</a>	1,328	2972	47.51	\$27.95*
<a href="#">AMD A4-6320 APU</a>	1,543	2827	22.05	\$69.99*
<a href="#">AMD A4-7210 APU</a>	1,670	2735	NA	NA
<a href="#">AMD A4-7300 APU</a>	1,531	2836	82.91	\$18.47
<a href="#">AMD A4-9120</a>	1,223	3063	NA	NA
<a href="#">AMD A4-9120C</a>	825	3450	NA	NA
<a href="#">AMD A4-9120e</a>	835	3441	NA	NA
<a href="#">AMD A4-9125</a>	1,210	3076	NA	NA
<a href="#">AMD A6 Micro-6500T APU</a>	1,146	3138	NA	NA
<a href="#">AMD A6 PRO-7050B APU</a>	1,009	3274	NA	NA
<a href="#">AMD A6 PRO-7400B</a>	1,654	2746	NA	NA
<a href="#">AMD A6-1450 APU</a>	1,117	3164	NA	NA
<a href="#">AMD A6-3400M APU</a>	1,200	3084	49.07	\$24.45*
<a href="#">AMD A6-3410MX APU</a>	1,254	3035	314.19	\$3.99*
<a href="#">AMD A6-3420M APU</a>	1,287	3005	NA	NA

CPU Name	CPU Mark (higher is better)	Rank (lower is better)	CPU Value (higher is better)	Price (USD)
----------	--------------------------------	---------------------------	---------------------------------	----------------

CPU Benchmarks    Video Card Benchmarks    Hard Drive Benchmarks    RAM    PC Systems    Android    iOS / iPhone

<a href="#"><u>AMD A6-3600 APU</u></a>	1,645	2752	65.94	\$24.95*
<a href="#"><u>AMD A6-3620 APU</u></a>	1,847	2628	82.15	\$22.49*
<a href="#"><u>AMD A6-3650 APU</u></a>	2,013	2522	15.73	\$128.00*
<a href="#"><u>AMD A6-3670 APU</u></a>	2,155	2452	39.22	\$54.95*
<a href="#"><u>AMD A6-4400M APU</u></a>	1,013	3267	37.52	\$27.00*
<a href="#"><u>AMD A6-4455M APU</u></a>	785	3499	NA	NA
<a href="#"><u>AMD A6-5200 APU</u></a>	1,655	2744	NA	NA
<a href="#"><u>AMD A6-5345M APU</u></a>	1,122	3156	NA	NA
<a href="#"><u>AMD A6-5350M APU</u></a>	1,157	3125	34.94	\$33.12
<a href="#"><u>AMD A6-5357M APU</u></a>	1,260	3030	NA	NA
<a href="#"><u>AMD A6-5400B APU</u></a>	1,457	2883	50.33	\$28.94*
<a href="#"><u>AMD A6-5400K APU</u></a>	1,253	3037	24.09	\$52.02
<a href="#"><u>AMD A6-6310 APU</u></a>	1,671	2734	NA	NA
<a href="#"><u>AMD A6-6400B APU</u></a>	1,616	2766	NA	NA
<a href="#"><u>AMD A6-6400K APU</u></a>	1,462	2880	80.40	\$18.18
<a href="#"><u>AMD A6-6420B APU</u></a>	1,550	2820	NA	NA
<a href="#"><u>AMD A6-6420K APU</u></a>	1,559	2808	10.39	\$149.99*
<a href="#"><u>AMD A6-7000</u></a>	1,010	3271	NA	NA
<a href="#"><u>AMD A6-7310 APU</u></a>	1,732	2700	NA	NA
<a href="#"><u>AMD A6-7400K APU</u></a>	1,614	2767	59.36	\$27.19
<a href="#"><u>AMD A6-7470K</u></a>	1,799	2657	20.22	\$89.00
<a href="#"><u>AMD A6-7480</u></a>	1,827	2638	52.47	\$34.82
<a href="#"><u>AMD A6-8500P</u></a>	1,445	2896	NA	NA
<a href="#"><u>AMD A6-8550</u></a>	1,604	2778	NA	NA
<a href="#"><u>AMD A6-9200</u></a>	1,102	3179	NA	NA
<a href="#"><u>AMD A6-9210</u></a>	1,220	3067	NA	NA
<a href="#"><u>AMD A6-9220</u></a>	1,277	3015	NA	NA
<a href="#"><u>AMD A6-9220C</u></a>	1,072	3205	NA	NA
<a href="#"><u>AMD A6-9220e</u></a>	1,000	3287	NA	NA
<a href="#"><u>AMD A6-9225</u></a>	1,320	2979	NA	NA
<a href="#"><u>AMD A6-9230</u></a>	1,279	3010	NA	NA
<a href="#"><u>AMD A6-9400</u></a>	2,717	2160	NA	NA

CPU Name	CPU Mark (higher is better)	Rank (lower is better)	CPU Value (higher is better)	Price (USD)
----------	--------------------------------	---------------------------	---------------------------------	----------------

[CPU Benchmarks](#)  
 [Video Card Benchmarks](#)  
 [Hard Drive Benchmarks](#)  
 [RAM](#)  
 [PC Systems](#)  
 [Android](#)  
 [iOS / iPhone](#)

<a href="#">AMD A8-3500E</a>	1,536	2832	NA	NA
<a href="#">AMD A8 PRO-7150B APU</a>	1,536	2832	NA	NA
<a href="#">AMD A8 PRO-7600B APU</a>	2,907	2091	NA	NA
<a href="#">AMD A8-3500M APU</a>	1,445	2897	24.10	\$59.95*
<a href="#">AMD A8-3510MX APU</a>	1,605	2777	20.82	\$77.11*
<a href="#">AMD A8-3520M APU</a>	1,438	2902	26.15	\$55.00*
<a href="#">AMD A8-3530MX APU</a>	1,572	2800	NA	NA
<a href="#">AMD A8-3550MX APU</a>	1,579	2794	NA	NA
<a href="#">AMD A8-3800 APU</a>	1,987	2534	18.07	\$109.95*
<a href="#">AMD A8-3820 APU</a>	2,164	2446	48.15	\$44.95*
<a href="#">AMD A8-3850 APU</a>	2,348	2333	34.52	\$68.02
<a href="#">AMD A8-3870K APU</a>	2,305	2365	33.88	\$68.04
<a href="#">AMD A8-4500M APU</a>	1,684	2729	29.96	\$56.21*
<a href="#">AMD A8-4555M APU</a>	1,313	2984	NA	NA
<a href="#">AMD A8-5500 APU</a>	2,586	2213	43.86	\$58.95*
<a href="#">AMD A8-5500B APU</a>	2,641	2192	53.85	\$49.04*
<a href="#">AMD A8-5545M APU</a>	1,575	2796	NA	NA
<a href="#">AMD A8-5550M APU</a>	1,855	2620	NA	NA
<a href="#">AMD A8-5557M APU</a>	1,734	2697	NA	NA
<a href="#">AMD A8-5600K APU</a>	2,821	2120	40.88	\$69.01
<a href="#">AMD A8-6410 APU</a>	1,765	2684	NA	NA
<a href="#">AMD A8-6500 APU</a>	2,816	2121	101.31	\$27.80
<a href="#">AMD A8-6500B APU</a>	2,868	2103	57.41	\$49.95*
<a href="#">AMD A8-6500T APU</a>	1,816	2647	30.29	\$59.95*
<a href="#">AMD A8-6600K APU</a>	2,991	2048	155.88	\$19.19
<a href="#">AMD A8-7050</a>	1,094	3186	NA	NA
<a href="#">AMD A8-7100 APU</a>	1,644	2754	NA	NA
<a href="#">AMD A8-7200P</a>	2,154	2454	NA	NA
<a href="#">AMD A8-7410 APU</a>	1,816	2645	NA	NA
<a href="#">AMD A8-7500</a>	3,706	1798	NA	NA
<a href="#">AMD A8-7600 APU</a>	3,212	1958	150.09	\$21.40
<a href="#">AMD A8-7650K</a>	3,086	2006	81.23	\$37.99
<a href="#">AMD A8-7670K</a>	3,182	1971	40.02	\$79.50*

CPU Name	CPU Mark (higher is better)	Rank (lower is better)	CPU Value (higher is better)	Price (USD)
----------	--------------------------------	---------------------------	---------------------------------	----------------

[CPU Benchmarks](#)  
 [Video Card Benchmarks](#)  
 [Hard Drive Benchmarks](#)  
 [RAM](#)  
 [PC Systems](#)  
 [Android](#)  
 [iOS / iPhone](#)

<a href="#">AMD A8-7600</a>	2,240	2405	NA	NA
<a href="#">AMD A8-8600P</a>	2,240	2405	NA	NA
<a href="#">AMD A8-8650</a>	2,774	2140	NA	NA
<a href="#">AMD A8-9600</a>	3,297	1927	29.31	\$112.49
<a href="#">AMD A9-9400</a>	1,354	2957	NA	NA
<a href="#">AMD A9-9410</a>	1,514	2854	NA	NA
<a href="#">AMD A9-9420</a>	1,504	2858	NA	NA
<a href="#">AMD A9-9420e</a>	1,120	3159	NA	NA
<a href="#">AMD A9-9425</a>	1,506	2856	NA	NA
<a href="#">AMD A9-9430</a>	1,608	2773	NA	NA
<a href="#">AMD A9-9820</a>	3,870	1747	NA	NA
<a href="#">AMD A10 Micro-6700T APU</a>	1,426	2908	NA	NA
<a href="#">AMD A10 PRO-7350B APU</a>	1,937	2569	NA	NA
<a href="#">AMD A10 PRO-7800B APU</a>	3,400	1880	NA	NA
<a href="#">AMD A10 PRO-7850B APU</a>	3,420	1873	23.11	\$148.02*
<a href="#">AMD A10-4600M APU</a>	1,934	2574	32.78	\$58.99*
<a href="#">AMD A10-4655M APU</a>	1,654	2747	NA	NA
<a href="#">AMD A10-4657M APU</a>	1,759	2690	NA	NA
<a href="#">AMD A10-5700 APU</a>	2,726	2155	40.07	\$68.02
<a href="#">AMD A10-5745M APU</a>	1,762	2687	NA	NA
<a href="#">AMD A10-5750M APU</a>	1,972	2548	20.97	\$94.02
<a href="#">AMD A10-5757M APU</a>	2,031	2510	NA	NA
<a href="#">AMD A10-5800B APU</a>	3,003	2041	66.76	\$44.99*
<a href="#">AMD A10-5800K APU</a>	2,963	2063	141.16	\$20.99
<a href="#">AMD A10-6700 APU</a>	3,136	1987	81.44	\$38.51
<a href="#">AMD A10-6700T APU</a>	2,299	2371	26.12	\$88.02
<a href="#">AMD A10-6790K APU</a>	3,069	2020	73.07	\$42.00
<a href="#">AMD A10-6800B APU</a>	3,015	2037	23.55	\$128.02*
<a href="#">AMD A10-6800K APU</a>	3,187	1967	67.04	\$47.53
<a href="#">AMD A10-7300 APU</a>	1,725	2705	NA	NA
<a href="#">AMD A10-7400P</a>	2,126	2465	NA	NA
<a href="#">AMD A10-7700K APU</a>	3,205	1960	136.89	\$23.41
<a href="#">AMD A10-7800 APU</a>	3,193	1964	60.66	\$52.64

CPU Name	CPU Mark (higher is better)	Rank (lower is better)	CPU Value (higher is better)	Price (USD)
----------	--------------------------------	---------------------------	---------------------------------	----------------

CPU Benchmarks    Video Card Benchmarks    Hard Drive Benchmarks    RAM    PC Systems    Android    iOS / iPhone

<a href="#"><u>AMD A10-7870K</u></a>	3,449	1864	6.67	\$517.20
<a href="#"><u>AMD A10-7890K</u></a>	3,492	1852	25.59	\$136.49
<a href="#"><u>AMD A10-8700P</u></a>	2,208	2422	NA	NA
<a href="#"><u>AMD A10-8750</u></a>	3,232	1949	NA	NA
<a href="#"><u>AMD A10-8850</u></a>	3,438	1868	NA	NA
<a href="#"><u>AMD A10-9600P</u></a>	2,294	2372	NA	NA
<a href="#"><u>AMD A10-9620P</u></a>	2,616	2197	NA	NA
<a href="#"><u>AMD A10-9630P</u></a>	2,929	2083	NA	NA
<a href="#"><u>AMD A10-9700</u></a>	3,519	1844	39.97	\$88.05
<a href="#"><u>AMD A10-9700E</u></a>	3,047	2027	34.20	\$89.09
<a href="#"><u>AMD A12-9700P</u></a>	2,478	2264	NA	NA
<a href="#"><u>AMD A12-9720P</u></a>	2,637	2193	NA	NA
<a href="#"><u>AMD A12-9730P</u></a>	3,216	1954	NA	NA
<a href="#"><u>AMD A12-9800</u></a>	3,536	1839	40.33	\$87.67
<a href="#"><u>AMD A12-9800E</u></a>	3,447	1865	5.14	\$670.15*
<a href="#"><u>AMD Athlon64 X2 Dual Core 4600+</u></a>	803	3479	NA	NA
<a href="#"><u>AMD Athlon 64 2000+</u></a>	154	4262	NA	NA
<a href="#"><u>AMD Athlon 64 2600+</u></a>	243	4127	NA	NA
<a href="#"><u>AMD Athlon 64 2800+</u></a>	295	4050	2.95	\$99.99*
<a href="#"><u>AMD Athlon 64 3000+</u></a>	334	4001	16.68	\$20.00*
<a href="#"><u>AMD Athlon 64 3100+</u></a>	484	3839	NA	NA
<a href="#"><u>AMD Athlon 64 3200+</u></a>	293	4056	1.95	\$149.95*
<a href="#"><u>AMD Athlon 64 3300+</u></a>	375	3951	NA	NA
<a href="#"><u>AMD Athlon 64 3400+</u></a>	317	4021	3.17	\$99.95*
<a href="#"><u>AMD Athlon 64 3500+</u></a>	396	3930	4.95	\$79.95*
<a href="#"><u>AMD Athlon 64 3700+</u></a>	394	3932	4.38	\$89.95*
<a href="#"><u>AMD Athlon 64 3800+</u></a>	292	4057	2.23	\$131.01*
<a href="#"><u>AMD Athlon 64 4000+</u></a>	340	3986	3.40	\$99.95*
<a href="#"><u>AMD Athlon 64 FX-55</u></a>	404	3915	6.22	\$65.00*
<a href="#"><u>AMD Athlon 64 FX-57</u></a>	517	3803	NA	NA
<a href="#"><u>AMD Athlon 64 FX-59</u></a>	465	3856	NA	NA
<a href="#"><u>AMD Athlon 64 FX-60 Dual Core</u></a>	709	3587	NA	NA

CPU Name	CPU Mark (higher is better)	Rank (lower is better)	CPU Value (higher is better)	Price (USD)
----------	--------------------------------	---------------------------	---------------------------------	----------------

[CPU Benchmarks](#)  
 [Video Card Benchmarks](#)  
 [Hard Drive Benchmarks](#)  
 [RAM](#)  
 [PC Systems](#)  
 [Android](#)  
 [iOS / iPhone](#)

<a href="#">AMD Athlon 64 X2 3800+</a>	566	3751	NA	NA
<a href="#">AMD Athlon 64 X2 Dual Core 3400+</a>	531	3789	NA	NA
<a href="#">AMD Athlon 64 X2 Dual Core 3600+</a>	610	3694	8.94	\$68.25*
<a href="#">AMD Athlon 64 X2 Dual Core 3800+</a>	630	3678	NA	NA
<a href="#">AMD Athlon 64 X2 Dual Core 4000+</a>	668	3642	NA	NA
<a href="#">AMD Athlon 64 X2 Dual Core 4200+</a>	679	3621	6.18	\$109.95*
<a href="#">AMD Athlon 64 X2 Dual Core 4400+</a>	666	3644	2.23	\$298.95*
<a href="#">AMD Athlon 64 X2 Dual Core 4600+</a>	710	3585	2.03	\$349.95*
<a href="#">AMD Athlon 64 X2 Dual Core 4800+</a>	679	3622	4.53	\$149.95*
<a href="#">AMD Athlon 64 X2 Dual Core 5000+</a>	781	3504	2.36	\$331.49*
<a href="#">AMD Athlon 64 X2 Dual Core 5200+</a>	843	3428	14.05	\$60.00*
<a href="#">AMD Athlon 64 X2 Dual Core 5400+</a>	907	3371	17.11	\$52.99*
<a href="#">AMD Athlon 64 X2 Dual Core 5600+</a>	921	3362	8.59	\$107.21*
<a href="#">AMD Athlon 64 X2 Dual Core 5800+</a>	797	3484	26.60	\$29.95*
<a href="#">AMD Athlon 64 X2 Dual Core 6000+</a>	940	3344	24.42	\$38.50*
<a href="#">AMD Athlon 64 X2 Dual Core 6400+</a>	962	3319	3.85	\$249.95*
<a href="#">AMD Athlon 64 X2 Dual Core BE-2300</a>	594	3714	NA	NA
<a href="#">AMD Athlon 64 X2 Dual Core BE-2350</a>	573	3743	NA	NA
<a href="#">AMD Athlon 64 X2 Dual-Core TK-42</a>	577	3740	NA	NA
<a href="#">AMD Athlon 64 X2 Dual-Core TK-53</a>	535	3786	NA	NA
<a href="#">AMD Athlon 64 X2 Dual-Core TK-55</a>	518	3801	7.13	\$72.74*
<a href="#">AMD Athlon 64 X2 Dual-Core TK-57</a>	620	3688	NA	NA
<a href="#">AMD Athlon 64 X2 QL-60</a>	547	3773	NA	NA
<a href="#">AMD Athlon 64 X2 QL-62</a>	525	3795	NA	NA
<a href="#">AMD Athlon 64 X2 QL-64</a>	638	3671	NA	NA
<a href="#">AMD Athlon 64 X2 QL-65</a>	622	3686	28.28	\$22.00*
<a href="#">AMD Athlon 64 X2 QL-66</a>	641	3666	NA	NA
<a href="#">AMD Athlon 64 X2 QL-67</a>	582	3732	NA	NA
<a href="#">AMD Athlon 200GE</a>	4,105	1694	33.13	\$123.89*
<a href="#">AMD Athlon 220GE</a>	4,426	1615	36.25	\$122.10
<a href="#">AMD Athlon 240GE</a>	4,534	1590	46.14	\$98.27
<a href="#">AMD Athlon 300GE</a>	4,256	1653	NA	NA

CPU Name	CPU Mark (higher is better)	Rank (lower is better)	CPU Value (higher is better)	Price (USD)
----------	--------------------------------	---------------------------	---------------------------------	----------------

CPU Benchmarks    Video Card Benchmarks    Hard Drive Benchmarks    RAM    PC Systems    Android    iOS / iPhone

<a href="#"><u>AMD Athlon 1500+</u></a>	191	4208	NA	NA
<a href="#"><u>AMD Athlon 1640B</u></a>	412	3905	8.23	\$50.00*
<a href="#"><u>AMD Athlon 2650e</u></a>	274	4083	14.43	\$19.00*
<a href="#"><u>AMD Athlon 2800+</u></a>	291	4062	2.65	\$109.95*
<a href="#"><u>AMD Athlon 2850e</u></a>	333	4003	NA	NA
<a href="#"><u>AMD Athlon 3000G</u></a>	4,488	1601	49.87	\$89.99*
<a href="#"><u>AMD Athlon 5000 Dual-Core</u></a>	872	3399	7.94	\$109.95
<a href="#"><u>AMD Athlon 5150 APU</u></a>	1,379	2940	13.95	\$98.86*
<a href="#"><u>AMD Athlon 5200 Dual-Core</u></a>	869	3402	4.58	\$189.95
<a href="#"><u>AMD Athlon 5350 APU</u></a>	1,761	2689	11.91	\$147.83*
<a href="#"><u>AMD Athlon 5370 APU</u></a>	1,867	2615	3.12	\$598.68*
<a href="#"><u>AMD Athlon 7450 Dual-Core</u></a>	789	3493	NA	NA
<a href="#"><u>AMD Athlon 7550 Dual-Core</u></a>	900	3376	60.23	\$14.95*
<a href="#"><u>AMD Athlon 7750 Dual-Core</u></a>	968	3314	12.10	\$79.99
<a href="#"><u>AMD Athlon 7850 Dual-Core</u></a>	1,058	3219	10.59	\$99.99
<a href="#"><u>AMD Athlon Dual Core 4050e</u></a>	674	3629	NA	NA
<a href="#"><u>AMD Athlon Dual Core 4450B</u></a>	719	3574	23.18	\$31.00*
<a href="#"><u>AMD Athlon Dual Core 4450e</u></a>	705	3591	48.71	\$14.48*
<a href="#"><u>AMD Athlon Dual Core 4850B</u></a>	727	3563	NA	NA
<a href="#"><u>AMD Athlon Dual Core 4850e</u></a>	783	3501	20.06	\$39.00*
<a href="#"><u>AMD Athlon Dual Core 5000B</u></a>	856	3414	9.02	\$95.00*
<a href="#"><u>AMD Athlon Dual Core 5050e</u></a>	809	3468	13.48	\$60.00*
<a href="#"><u>AMD Athlon Dual Core 5200B</u></a>	823	3452	NA	NA
<a href="#"><u>AMD Athlon Dual Core 5400B</u></a>	826	3448	NA	NA
<a href="#"><u>AMD Athlon Dual Core 5600B</u></a>	737	3550	NA	NA
<a href="#"><u>AMD Athlon Gold 3150C</u></a>	3,292	1929	NA	NA
<a href="#"><u>AMD Athlon Gold 3150G</u></a>	7,093	1146	NA	NA
<a href="#"><u>AMD Athlon Gold 3150U</u></a>	4,033	1717	NA	NA
<a href="#"><u>AMD Athlon Gold 7220U</u></a>	4,991	1515	NA	NA
<a href="#"><u>AMD Athlon Gold PRO 3150G</u></a>	7,702	1058	NA	NA
<a href="#"><u>AMD Athlon Gold PRO 3150GE</u></a>	7,006	1159	NA	NA
<a href="#"><u>AMD Athlon Gold PRO 4150GE</u></a>	8,259	1010	NA	NA



CPU Name	CPU Mark (higher is better)	Rank (lower is better)	CPU Value (higher is better)	Price (USD)
----------	--------------------------------	---------------------------	---------------------------------	----------------

[CPU Benchmarks](#)  
 [Video Card Benchmarks](#)  
 [Hard Drive Benchmarks](#)  
 [RAM](#)  
 [PC Systems](#)  
 [Android](#)  
 [iOS / iPhone](#)

<a href="#">AMD Athlon II M300</a>	670	3640	NA	NA
<a href="#">AMD Athlon II Dual-Core M320</a>	726	3565	24.21	\$30.00*
<a href="#">AMD Athlon II Dual-Core M340</a>	807	3470	NA	NA
<a href="#">AMD Athlon II N330 Dual-Core</a>	665	3646	NA	NA
<a href="#">AMD Athlon II N350 Dual-Core</a>	767	3520	NA	NA
<a href="#">AMD Athlon II N370 Dual-Core</a>	899	3377	NA	NA
<a href="#">AMD Athlon II Neo K125</a>	302	4041	NA	NA
<a href="#">AMD Athlon II Neo K145</a>	298	4048	NA	NA
<a href="#">AMD Athlon II Neo K325 Dual-Core</a>	417	3899	16.04	\$25.99*
<a href="#">AMD Athlon II Neo K345 Dual-Core</a>	527	3792	NA	NA
<a href="#">AMD Athlon II Neo N36L Dual-Core</a>	478	3844	NA	NA
<a href="#">AMD Athlon II P320 Dual-Core</a>	693	3605	34.76	\$19.95
<a href="#">AMD Athlon II P340 Dual-Core</a>	691	3608	17.28	\$39.95*
<a href="#">AMD Athlon II P360 Dual-Core</a>	727	3562	36.46	\$19.95*
<a href="#">AMD Athlon II X2 210e</a>	1,105	3176	38.79	\$28.49*
<a href="#">AMD Athlon II X2 215</a>	958	3323	33.05	\$28.97*
<a href="#">AMD Athlon II X2 220</a>	1,032	3244	17.21	\$59.95
<a href="#">AMD Athlon II X2 235e</a>	1,095	3185	11.23	\$97.50*
<a href="#">AMD Athlon II X2 240</a>	1,017	3257	40.78	\$24.95
<a href="#">AMD Athlon II X2 240e</a>	1,002	3284	26.45	\$37.89*
<a href="#">AMD Athlon II X2 245</a>	1,068	3211	26.79	\$39.88*
<a href="#">AMD Athlon II X2 245e</a>	1,131	3149	56.63	\$19.97
<a href="#">AMD Athlon II X2 250</a>	1,120	3157	28.76	\$38.95
<a href="#">AMD Athlon II X2 250e</a>	1,155	3127	15.05	\$76.73*
<a href="#">AMD Athlon II X2 250u</a>	592	3718	23.71	\$24.95
<a href="#">AMD Athlon II X2 255</a>	1,185	3097	94.41	\$12.55*
<a href="#">AMD Athlon II X2 260</a>	1,118	3162	89.48	\$12.49
<a href="#">AMD Athlon II X2 260u</a>	713	3579	8.54	\$83.44*
<a href="#">AMD Athlon II X2 265</a>	1,265	3026	101.63	\$12.45
<a href="#">AMD Athlon II X2 270</a>	1,257	3032	83.77	\$15.00
<a href="#">AMD Athlon II X2 270u</a>	675	3625	9.98	\$67.67*
<a href="#">AMD Athlon II X2 280</a>	1,355	2955	17.62	\$76.89*

CPU Name	CPU Mark (higher is better)	Rank (lower is better)	CPU Value (higher is better)	Price (USD)
----------	--------------------------------	---------------------------	---------------------------------	----------------

CPU Benchmarks    Video Card Benchmarks    Hard Drive Benchmarks    RAM    PC Systems    Android    iOS / iPhone

<a href="#"><u>AMD Athlon II X2 4450e</u></a>	867	3405	NA	NA
<a href="#"><u>AMD Athlon II X2 B22</u></a>	1,045	3236	40.25	\$25.95*
<a href="#"><u>AMD Athlon II X2 B24</u></a>	1,100	3181	45.63	\$24.10
<a href="#"><u>AMD Athlon II X2 B26</u></a>	1,172	3111	46.99	\$24.95
<a href="#"><u>AMD Athlon II X2 B28</u></a>	1,274	3018	32.65	\$39.02
<a href="#"><u>AMD Athlon II X3 400e</u></a>	1,320	2978	51.80	\$25.49*
<a href="#"><u>AMD Athlon II X3 405e</u></a>	1,331	2970	11.79	\$112.90*
<a href="#"><u>AMD Athlon II X3 415e</u></a>	1,441	2900	19.21	\$75.00*
<a href="#"><u>AMD Athlon II X3 420e</u></a>	1,557	2810	13.40	\$116.15*
<a href="#"><u>AMD Athlon II X3 425</u></a>	1,551	2817	26.58	\$58.34*
<a href="#"><u>AMD Athlon II X3 435</u></a>	1,687	2725	10.55	\$159.95*
<a href="#"><u>AMD Athlon II X3 440</u></a>	1,728	2701	117.87	\$14.66
<a href="#"><u>AMD Athlon II X3 445</u></a>	1,816	2646	121.16	\$14.99*
<a href="#"><u>AMD Athlon II X3 450</u></a>	1,799	2658	120.73	\$14.90
<a href="#"><u>AMD Athlon II X3 455</u></a>	1,845	2630	71.63	\$25.76*
<a href="#"><u>AMD Athlon II X3 460</u></a>	1,985	2540	119.26	\$16.64
<a href="#"><u>AMD Athlon II X4 553</u></a>	2,418	2294	NA	NA
<a href="#"><u>AMD Athlon II X4 555</u></a>	2,439	2283	NA	NA
<a href="#"><u>AMD Athlon II X4 557</u></a>	2,567	2224	NA	NA
<a href="#"><u>AMD Athlon II X4 559</u></a>	2,602	2203	NA	NA
<a href="#"><u>AMD Athlon II X4 600e</u></a>	1,711	2714	86.19	\$19.85
<a href="#"><u>AMD Athlon II X4 605e</u></a>	1,957	2557	130.48	\$15.00
<a href="#"><u>AMD Athlon II X4 610e</u></a>	1,871	2611	112.74	\$16.60
<a href="#"><u>AMD Athlon II X4 615e</u></a>	2,000	2528	33.90	\$59.00*
<a href="#"><u>AMD Athlon II X4 620</u></a>	1,986	2538	36.14	\$54.95
<a href="#"><u>AMD Athlon II X4 630</u></a>	2,149	2456	44.73	\$48.04
<a href="#"><u>AMD Athlon II X4 631 Quad-Core</u></a>	2,136	2460	173.50	\$12.31*
<a href="#"><u>AMD Athlon II X4 635</u></a>	2,201	2427	128.65	\$17.11
<a href="#"><u>AMD Athlon II X4 638 Quad-Core</u></a>	2,250	2398	35.79	\$62.85*
<a href="#"><u>AMD Athlon II X4 640</u></a>	2,214	2420	194.39	\$11.39
<a href="#"><u>AMD Athlon II X4 641 Quad-Core</u></a>	2,313	2353	196.32	\$11.78
<a href="#"><u>AMD Athlon II X4 645</u></a>	2,323	2348	144.18	\$16.11

CPU Name	CPU Mark (higher is better)	Rank (lower is better)	CPU Value (higher is better)	Price (USD)
----------	--------------------------------	---------------------------	---------------------------------	----------------

[CPU Benchmarks](#)  
 [Video Card Benchmarks](#)  
 [Hard Drive Benchmarks](#)  
 [RAM](#)  
 [PC Systems](#)  
 [Android](#)  
 [iOS / iPhone](#)

<a href="#">AMD Athlon II X4 655</a>	2,078	2482	NA	NA
<a href="#">AMD Athlon L110</a>	197	4194	NA	NA
<a href="#">AMD Athlon LE-1600</a>	412	3904	19.63	\$21.00*
<a href="#">AMD Athlon LE-1620</a>	421	3895	23.40	\$18.00*
<a href="#">AMD Athlon LE-1640</a>	430	3883	4.78	\$89.95*
<a href="#">AMD Athlon LE-1660</a>	416	3900	NA	NA
<a href="#">AMD Athlon Neo MV-40</a>	270	4088	NA	NA
<a href="#">AMD Athlon Neo X2 Dual Core 6850e</a>	456	3864	NA	NA
<a href="#">AMD Athlon Neo X2 Dual Core L325</a>	476	3846	NA	NA
<a href="#">AMD Athlon Neo X2 Dual Core L335</a>	529	3791	NA	NA
<a href="#">AMD Athlon PRO 200GE</a>	4,139	1679	NA	NA
<a href="#">AMD Athlon PRO 300GE</a>	4,432	1611	NA	NA
<a href="#">AMD Athlon PRO 300U</a>	4,080	1702	NA	NA
<a href="#">AMD Athlon PRO 3045B</a>	1,487	2870	NA	NA
<a href="#">AMD Athlon Silver 3050e</a>	3,041	2030	NA	NA
<a href="#">AMD Athlon Silver 3050GE</a>	4,545	1589	NA	NA
<a href="#">AMD Athlon Silver 3050U</a>	2,987	2050	NA	NA
<a href="#">AMD Athlon Silver 7120U</a>	2,558	2226	NA	NA
<a href="#">AMD Athlon Silver PRO 3125GE</a>	4,633	1572	NA	NA
<a href="#">AMD Athlon TF-20</a>	265	4100	NA	NA
<a href="#">AMD Athlon TF-36</a>	338	3989	NA	NA
<a href="#">AMD Athlon X2 215</a>	996	3288	NA	NA
<a href="#">AMD Athlon X2 240</a>	921	3361	NA	NA
<a href="#">AMD Athlon X2 240e</a>	1,015	3264	NA	NA
<a href="#">AMD Athlon X2 250</a>	855	3418	NA	NA
<a href="#">AMD Athlon X2 255</a>	938	3346	NA	NA
<a href="#">AMD Athlon X2 280</a>	1,327	2973	39.63	\$33.49*
<a href="#">AMD Athlon X2 340 Dual Core</a>	1,301	2993	13.70	\$94.97*
<a href="#">AMD Athlon X2 370K Dual Core</a>	1,504	2859	NA	NA
<a href="#">AMD Athlon X2 450</a>	1,295	2999	NA	NA
<a href="#">AMD Athlon X2 Dual Core 3250e</a>	357	3967	NA	NA
<a href="#">AMD Athlon X2 Dual Core 6850e</a>	564	3755	NA	NA

CPU Name	CPU Mark (higher is better)	Rank (lower is better)	CPU Value (higher is better)	Price (USD)
----------	--------------------------------	---------------------------	---------------------------------	----------------

CPU Benchmarks    Video Card Benchmarks    Hard Drive Benchmarks    RAM    PC Systems    Android    iOS / iPhone

<a href="#"><u>AMD Athlon X2 Dual Core BE-2300</u></a>	---	---	---	---
<a href="#"><u>AMD Athlon X2 Dual Core BE-2400</u></a>	674	3631	NA	NA
<a href="#"><u>AMD Athlon X2 Dual Core L310</u></a>	324	4012	NA	NA
<a href="#"><u>AMD Athlon X3 425</u></a>	1,516	2852	NA	NA
<a href="#"><u>AMD Athlon X3 435</u></a>	1,781	2672	18.65	\$95.49*
<a href="#"><u>AMD Athlon X3 440</u></a>	1,438	2903	16.35	\$87.99*
<a href="#"><u>AMD Athlon X3 445</u></a>	1,626	2761	NA	NA
<a href="#"><u>AMD Athlon X3 455</u></a>	1,783	2670	NA	NA
<a href="#"><u>AMD Athlon X4 530</u></a>	1,786	2666	NA	NA
<a href="#"><u>AMD Athlon X4 620</u></a>	1,810	2649	27.87	\$64.95*
<a href="#"><u>AMD Athlon X4 640</u></a>	2,115	2467	NA	NA
<a href="#"><u>AMD Athlon X4 730</u></a>	2,113	2469	NA	NA
<a href="#"><u>AMD Athlon X4 740 Quad Core</u></a>	2,684	2172	268.38	\$10.00
<a href="#"><u>AMD Athlon X4 750 Quad Core</u></a>	2,459	2269	25.95	\$94.75*
<a href="#"><u>AMD Athlon X4 750K Quad Core</u></a>	2,828	2114	14.85	\$190.44*
<a href="#"><u>AMD Athlon X4 760K Quad Core</u></a>	2,939	2075	193.33	\$15.20
<a href="#"><u>AMD Athlon X4 830</u></a>	2,901	2094	14.34	\$202.32*
<a href="#"><u>AMD Athlon X4 840</u></a>	3,304	1920	26.45	\$124.95*
<a href="#"><u>AMD Athlon X4 845</u></a>	3,799	1767	107.19	\$35.44
<a href="#"><u>AMD Athlon X4 850</u></a>	3,366	1900	NA	NA
<a href="#"><u>AMD Athlon X4 860K</u></a>	3,417	1875	166.67	\$20.50
<a href="#"><u>AMD Athlon X4 870K</u></a>	3,392	1884	99.19	\$34.20
<a href="#"><u>AMD Athlon X4 880K</u></a>	3,662	1806	38.70	\$94.61
<a href="#"><u>AMD Athlon X4 950</u></a>	3,576	1828	137.58	\$25.99
<a href="#"><u>AMD Athlon XP1600+</u></a>	183	4221	NA	NA
<a href="#"><u>AMD Athlon XP2400+</u></a>	243	4126	NA	NA
<a href="#"><u>AMD Athlon XP 1500+</u></a>	167	4242	NA	NA
<a href="#"><u>AMD Athlon XP 1600+</u></a>	174	4235	NA	NA
<a href="#"><u>AMD Athlon XP 1700+</u></a>	176	4232	3.44	\$51.25*
<a href="#"><u>AMD Athlon XP 1800+</u></a>	195	4199	3.83	\$50.95*
<a href="#"><u>AMD Athlon XP 1900+</u></a>	203	4185	4.44	\$45.80*
<a href="#"><u>AMD Athlon XP 2000+</u></a>	195	4200	3.31	\$58.99*
<a href="#"><u>AMD Athlon XP 2100+</u></a>	210	4173	3.30	\$63.75*

CPU Name	CPU Mark (higher is better)	Rank (lower is better)	CPU Value (higher is better)	Price (USD)
----------	--------------------------------	---------------------------	---------------------------------	----------------

CPU Benchmarks

Video Card Benchmarks

Hard Drive Benchmarks

RAM

PC Systems

Android

iOS / iPhone

<a href="#"><u>AMD Athlon XP 2500+</u></a>	231	4154	NA	NA
<a href="#"><u>AMD Athlon XP 2600+</u></a>	242	4129	10.52	\$23.03*
<a href="#"><u>AMD Athlon XP 2700+</u></a>	256	4108	3.02	\$84.79*
<a href="#"><u>AMD Athlon XP 2800+</u></a>	260	4105	NA	NA
<a href="#"><u>AMD Athlon XP 2900+</u></a>	276	4082	NA	NA
<a href="#"><u>AMD Athlon XP 3000+</u></a>	262	4104	3.29	\$79.70*
<a href="#"><u>AMD Athlon XP 3100+</u></a>	282	4072	NA	NA
<a href="#"><u>AMD Athlon XP 3200+</u></a>	281	4073	NA	NA
<a href="#"><u>AMD C-30</u></a>	178	4229	NA	NA
<a href="#"><u>AMD C-50</u></a>	265	4099	NA	NA
<a href="#"><u>AMD C-60</u></a>	290	4064	NA	NA
<a href="#"><u>AMD C-60 APU</u></a>	311	4032	NA	NA
<a href="#"><u>AMD C-70 APU</u></a>	314	4027	NA	NA
<a href="#"><u>AMD E1 Micro-6200T APU</u></a>	600	3701	NA	NA
<a href="#"><u>AMD E1-1200 APU</u></a>	378	3948	NA	NA
<a href="#"><u>AMD E1-1500 APU</u></a>	398	3925	NA	NA
<a href="#"><u>AMD E1-2100 APU</u></a>	407	3910	NA	NA
<a href="#"><u>AMD E1-2200 APU</u></a>	474	3849	NA	NA
<a href="#"><u>AMD E1-2500 APU</u></a>	602	3699	NA	NA
<a href="#"><u>AMD E1-6010 APU</u></a>	546	3775	NA	NA
<a href="#"><u>AMD E1-6015 APU</u></a>	582	3733	NA	NA
<a href="#"><u>AMD E1-6050J APU</u></a>	1,385	2934	NA	NA
<a href="#"><u>AMD E1-7010 APU</u></a>	584	3728	NA	NA
<a href="#"><u>AMD E2-1800 APU</u></a>	440	3875	NA	NA
<a href="#"><u>AMD E2-2000 APU</u></a>	492	3831	NA	NA
<a href="#"><u>AMD E2-3000 APU</u></a>	726	3566	NA	NA
<a href="#"><u>AMD E2-3000M APU</u></a>	674	3632	15.67	\$42.98*
<a href="#"><u>AMD E2-3200 APU</u></a>	953	3333	119.23	\$7.99*
<a href="#"><u>AMD E2-3800 APU</u></a>	1,120	3158	NA	NA
<a href="#"><u>AMD E2-6110 APU</u></a>	1,075	3202	NA	NA
<a href="#"><u>AMD E2-7015</u></a>	572	3744	NA	NA
<a href="#"><u>AMD E2-7015 APU</u></a>	669	3641	NA	NA

CPU Name	CPU Mark (higher is better)	Rank (lower is better)	CPU Value (higher is better)	Price (USD)
<a href="#">CPU Benchmarks</a> <a href="#">Video Card Benchmarks</a> <a href="#">Hard Drive Benchmarks</a> <a href="#">RAM</a> <a href="#">PC Systems</a> <a href="#">Android</a> <a href="#">iOS / iPhone</a>				
<a href="#">AMD E2-9000e</a>	892	3382	NA	NA
<a href="#">AMD E2-9010</a>	991	3290	NA	NA
<a href="#">AMD E2-9030</a>	983	3299	NA	NA
<a href="#">AMD E-240</a>	195	4198	NA	NA
<a href="#">AMD E-300 APU</a>	342	3983	NA	NA
<a href="#">AMD E-350</a>	416	3901	NA	NA
<a href="#">AMD E-350 APU</a>	423	3893	NA	NA
<a href="#">AMD E-350D APU</a>	486	3837	NA	NA
<a href="#">AMD E-450 APU</a>	431	3881	NA	NA
<a href="#">AMD Embedded G-Series GX-215JJ Radeon R2E</a>	1,057	3223	NA	NA
<a href="#">AMD Embedded G-Series GX-224IJ Radeon R4E</a>	1,271	3020	NA	NA
<a href="#">AMD Embedded G-Series GX-420GI Radeon R7E</a>	1,571	2802	NA	NA
<a href="#">AMD Embedded R-Series RX-216GD</a>	1,628	2760	NA	NA
<a href="#">AMD Embedded R-Series RX-418GD Radeon R6</a>	3,426	1871	NA	NA
<a href="#">AMD Embedded R-Series RX-421BD</a>	3,302	1924	NA	NA
<a href="#">AMD Embedded R-Series RX-421ND</a>	3,575	1829	NA	NA
<a href="#">AMD EPYC 7B13</a>	77,460	14	NA	NA
<a href="#">AMD EPYC 7D12</a>	40,428	111	NA	NA
<a href="#">AMD EPYC 7F32</a>	23,311	319	9.45	\$2,465.51*
<a href="#">AMD EPYC 7F52</a>	41,023	106	13.23	\$3,100.00*
<a href="#">AMD EPYC 7J13</a>	85,683	7	NA	NA
<a href="#">AMD EPYC 7K62</a>	49,104	68	NA	NA
<a href="#">AMD EPYC 7R12</a>	48,934	70	NA	NA
<a href="#">AMD EPYC 7R32</a>	64,727	29	NA	NA
<a href="#">AMD EPYC 7T83</a>	74,892	17	NA	NA
<a href="#">AMD EPYC 7V13</a>	82,878	11	NA	NA
<a href="#">AMD EPYC 72F3</a>	27,252	242	10.24	\$2,660.10
<a href="#">AMD EPYC 73F3</a>	46,085	84	11.62	\$3,966.35
<a href="#">AMD EPYC 74F3</a>	60,577	38	19.88	\$3,047.00
<a href="#">AMD EPYC 75F3</a>	68,505	23	13.70	\$4,999.00
<a href="#">AMD EPYC 3101 4-Core</a>	6,050	1326	NA	NA
<a href="#">AMD EPYC 3151</a>	7,660	1065	NA	NA

CPU Name	CPU Mark (higher is better)	Rank (lower is better)	CPU Value (higher is better)	Price (USD)
<a href="#">AMD EPYC 3451</a>	19,532	453	NA	NA
<a href="#">AMD EPYC 7232P</a>	17,017	543	38.89	\$437.59
<a href="#">AMD EPYC 7251</a>	14,935	627	40.15	\$372.00
<a href="#">AMD EPYC 7252</a>	19,411	458	50.83	\$381.92
<a href="#">AMD EPYC 7262</a>	20,795	409	42.69	\$487.10
<a href="#">AMD EPYC 7272</a>	25,568	272	42.68	\$599.00
<a href="#">AMD EPYC 7281</a>	21,981	365	21.98	\$999.99*
<a href="#">AMD EPYC 7282</a>	28,927	211	58.44	\$495.00
<a href="#">AMD EPYC 7301</a>	14,991	625	9.99	\$1,499.98*
<a href="#">AMD EPYC 7302</a>	32,691	164	57.60	\$567.58
<a href="#">AMD EPYC 7302P</a>	32,627	165	38.43	\$849.00
<a href="#">AMD EPYC 7313</a>	40,605	110	35.26	\$1,151.55
<a href="#">AMD EPYC 7313P</a>	41,809	100	45.79	\$913.00*
<a href="#">AMD EPYC 7343</a>	43,826	92	25.78	\$1,699.99*
<a href="#">AMD EPYC 7351</a>	23,566	318	36.31	\$649.00
<a href="#">AMD EPYC 7351P</a>	25,484	274	84.95	\$300.00
<a href="#">AMD EPYC 7352</a>	41,281	105	43.46	\$949.95
<a href="#">AMD EPYC 7371</a>	31,094	181	50.97	\$609.99
<a href="#">AMD EPYC 7401P</a>	28,282	220	141.42	\$199.98
<a href="#">AMD EPYC 7402</a>	47,648	75	31.94	\$1,492.00
<a href="#">AMD EPYC 7402P</a>	42,588	98	47.92	\$888.76
<a href="#">AMD EPYC 7413</a>	50,223	62	25.14	\$1,997.99*
<a href="#">AMD EPYC 7443</a>	54,870	53	24.59	\$2,230.99*
<a href="#">AMD EPYC 7443P</a>	57,685	46	34.26	\$1,683.99*
<a href="#">AMD EPYC 7451</a>	20,471	417	20.49	\$999.00
<a href="#">AMD EPYC 7452</a>	48,648	73	36.06	\$1,349.00
<a href="#">AMD EPYC 7453</a>	50,209	63	29.06	\$1,727.68
<a href="#">AMD EPYC 7501</a>	24,925	285	6.89	\$3,616.00*
<a href="#">AMD EPYC 7502</a>	45,839	86	52.39	\$875.00
<a href="#">AMD EPYC 7502P</a>	49,748	64	29.26	\$1,699.96
<a href="#">AMD EPYC 7513</a>	59,988	41	21.12	\$2,840.00*
<a href="#">AMD EPYC 7532</a>	54,716	55	27.93	\$1,959.00

CPU Benchmarks

Video Card Benchmarks

Hard Drive Benchmarks

RAM

PC Systems

Android

iOS / iPhone

CPU Name	CPU Mark (higher is better)	Rank (lower is better)	CPU Value (higher is better)	Price (USD)
<a href="#">AMD EPYC 7000</a>	---	---	---	---
<a href="#">AMD EPYC 7543P</a>	66,409	28	28.26	\$2,350.00*
<a href="#">AMD EPYC 7551</a>	21,600	378	36.74	\$588.00
<a href="#">AMD EPYC 7551P</a>	39,808	114	108.05	\$368.41
<a href="#">AMD EPYC 7571</a>	27,445	235	NA	NA
<a href="#">AMD EPYC 7573X</a>	70,868	20	14.28	\$4,962.00
<a href="#">AMD EPYC 7601</a>	42,244	99	29.54	\$1,429.99
<a href="#">AMD EPYC 7642</a>	60,047	39	50.67	\$1,185.00
<a href="#">AMD EPYC 7643</a>	76,455	15	16.80	\$4,550.00*
<a href="#">AMD EPYC 7662</a>	73,321	19	18.33	\$3,999.99*
<a href="#">AMD EPYC 7702</a>	70,506	22	69.60	\$1,013.00
<a href="#">AMD EPYC 7702P</a>	62,670	35	33.02	\$1,898.00
<a href="#">AMD EPYC 7713</a>	83,836	8	25.41	\$3,299.99
<a href="#">AMD EPYC 7713P</a>	83,439	10	21.67	\$3,850.00
<a href="#">AMD EPYC 7742</a>	66,915	26	31.89	\$2,098.00
<a href="#">AMD EPYC 7763</a>	85,915	6	34.45	\$2,494.00
<a href="#">AMD EPYC 7773X</a>	91,209	5	18.25	\$4,999.00
<a href="#">AMD EPYC 9124</a>	45,598	88	25.37	\$1,797.00
<a href="#">AMD EPYC 9174F</a>	55,485	52	11.92	\$4,654.00
<a href="#">AMD EPYC 9254</a>	68,300	25	NA	NA
<a href="#">AMD EPYC 9274F</a>	74,009	18	NA	NA
<a href="#">AMD EPYC 9354P</a>	78,983	13	NA	NA
<a href="#">AMD EPYC 9474F</a>	102,995	2	NA	NA
<a href="#">AMD EPYC 9654</a>	126,045	1	18.84	\$6,690.00
<a href="#">AMD EPYC Embedded 7292P</a>	30,542	186	NA	NA
<a href="#">AMD FirePro A320 APU</a>	2,153	2455	NA	NA
<a href="#">AMD FX-670K Quad-Core</a>	2,980	2056	NA	NA
<a href="#">AMD FX-770K Quad-Core</a>	2,915	2085	NA	NA
<a href="#">AMD FX-870K Quad Core</a>	3,132	1989	NA	NA
<a href="#">AMD FX-4100 Quad-Core</a>	2,588	2212	161.87	\$15.99
<a href="#">AMD FX-4130 Quad-Core</a>	2,649	2189	132.92	\$19.93
<a href="#">AMD FX-4150 Quad-Core</a>	3,327	1910	NA	NA
<a href="#">AMD FX-4170 Quad-Core</a>	3,065	2021	133.53	\$22.95



CPU Name	CPU Mark (higher is better)	Rank (lower is better)	CPU Value (higher is better)	Price (USD)
----------	--------------------------------	---------------------------	---------------------------------	----------------

[CPU Benchmarks](#)  
 [Video Card Benchmarks](#)  
 [Hard Drive Benchmarks](#)  
 [RAM](#)  
 [PC Systems](#)  
 [Android](#)  
 [iOS / iPhone](#)

<a href="#">AMD FX-4300 Quad-Core</a>	3,072	2017	NA	NA
<a href="#">AMD FX-4320</a>	3,072	2017	NA	NA
<a href="#">AMD FX-4330</a>	3,098	2001	4.22	\$733.50*
<a href="#">AMD FX-4350 Quad-Core</a>	3,283	1932	35.68	\$92.02
<a href="#">AMD FX-6100 Six-Core</a>	3,653	1810	130.71	\$27.95
<a href="#">AMD FX-6120 Six-Core</a>	3,861	1748	66.54	\$58.02
<a href="#">AMD FX-6130 Six-Core</a>	4,353	1637	NA	NA
<a href="#">AMD FX-6200 Six-Core</a>	4,088	1699	113.79	\$35.93
<a href="#">AMD FX-6300 Six-Core</a>	4,193	1669	85.78	\$48.88
<a href="#">AMD FX-6330 Six-Core</a>	4,252	1657	NA	NA
<a href="#">AMD FX-6350 Six-Core</a>	4,524	1592	85.63	\$52.83
<a href="#">AMD FX-7500 APU</a>	1,901	2596	NA	NA
<a href="#">AMD FX-7600P</a>	2,611	2200	NA	NA
<a href="#">AMD FX-7600P APU</a>	2,856	2105	NA	NA
<a href="#">AMD FX-8100 Eight-Core</a>	4,037	1716	41.19	\$98.02
<a href="#">AMD FX-8120 Eight-Core</a>	4,659	1567	119.62	\$38.95
<a href="#">AMD FX-8140 Eight-Core</a>	4,860	1533	32.65	\$148.86*
<a href="#">AMD FX-8150 Eight-Core</a>	5,234	1480	117.26	\$44.64
<a href="#">AMD FX-8300 Eight-Core</a>	5,301	1463	88.36	\$59.99
<a href="#">AMD FX-8310 Eight-Core</a>	5,128	1492	6.17	\$831.15*
<a href="#">AMD FX-8320 Eight-Core</a>	5,430	1437	112.14	\$48.42
<a href="#">AMD FX-8320E Eight-Core</a>	5,082	1507	38.50	\$132.00
<a href="#">AMD FX-8350 Eight-Core</a>	6,034	1330	54.72	\$110.26
<a href="#">AMD FX-8370 Eight-Core</a>	6,198	1297	30.99	\$200.00
<a href="#">AMD FX-8370E Eight-Core</a>	5,318	1456	211.52	\$25.14*
<a href="#">AMD FX-8800P</a>	2,831	2113	NA	NA
<a href="#">AMD FX-9370 Eight-Core</a>	6,059	1325	50.49	\$120.00
<a href="#">AMD FX-9590 Eight-Core</a>	6,756	1206	26.83	\$251.85
<a href="#">AMD FX-9800P</a>	2,534	2235	NA	NA
<a href="#">AMD FX-9830P</a>	3,308	1917	NA	NA
<a href="#">AMD FX-B4150 Quad-Core</a>	3,369	1897	37.57	\$89.68*
<a href="#">AMD G-T40E</a>	289	4065	NA	NA
<a href="#">AMD G-T40N</a>	299	4045	NA	NA

CPU Name	CPU Mark (higher is better)	Rank (lower is better)	CPU Value (higher is better)	Price (USD)
----------	--------------------------------	---------------------------	---------------------------------	----------------

CPU Benchmarks    Video Card Benchmarks    Hard Drive Benchmarks    RAM    PC Systems    Android    iOS / iPhone

<a href="#"><u>AMD G-T48E</u></a>	428	3888	NA	NA
<a href="#"><u>AMD G-T52R</u></a>	177	4230	NA	NA
<a href="#"><u>AMD G-T56E</u></a>	442	3873	NA	NA
<a href="#"><u>AMD G-T56N</u></a>	487	3835	NA	NA
<a href="#"><u>AMD Geode NX 2400+</u></a>	400	3922	NA	NA
<a href="#"><u>AMD GX-210JA SOC</u></a>	248	4121	NA	NA
<a href="#"><u>AMD GX-212JC SOC</u></a>	598	3707	NA	NA
<a href="#"><u>AMD GX-217GA SOC</u></a>	782	3503	NA	NA
<a href="#"><u>AMD GX-218GL SOC</u></a>	754	3534	NA	NA
<a href="#"><u>AMD GX-222GC SOC</u></a>	1,044	3237	NA	NA
<a href="#"><u>AMD GX-412HC</u></a>	1,065	3216	NA	NA
<a href="#"><u>AMD GX-412TC SOC</u></a>	641	3665	NA	NA
<a href="#"><u>AMD GX-415GA SOC</u></a>	1,406	2925	NA	NA
<a href="#"><u>AMD GX-416RA SOC</u></a>	1,604	2779	NA	NA
<a href="#"><u>AMD GX-420CA SOC</u></a>	1,789	2664	NA	NA
<a href="#"><u>AMD GX-420MC SOC</u></a>	1,796	2661	NA	NA
<a href="#"><u>AMD GX-424CC SOC</u></a>	1,769	2681	NA	NA
<a href="#"><u>AMD Opteron 144</u></a>	316	4022	10.55	\$29.95*
<a href="#"><u>AMD Opteron 146</u></a>	346	3979	9.88	\$35.00*
<a href="#"><u>AMD Opteron 148</u></a>	392	3936	NA	NA
<a href="#"><u>AMD Opteron 150</u></a>	393	3934	1.11	\$352.94
<a href="#"><u>AMD Opteron 152</u></a>	428	3886	NA	NA
<a href="#"><u>AMD Opteron 154</u></a>	457	3861	NA	NA
<a href="#"><u>AMD Opteron 165</u></a>	531	3790	0.61	\$868.54*
<a href="#"><u>AMD Opteron 170</u></a>	648	3662	NA	NA
<a href="#"><u>AMD Opteron 175</u></a>	682	3618	NA	NA
<a href="#"><u>AMD Opteron 180</u></a>	746	3542	6.22	\$119.95
<a href="#"><u>AMD Opteron 185</u></a>	695	3603	NA	NA
<a href="#"><u>AMD Opteron 254</u></a>	451	3869	NA	NA
<a href="#"><u>AMD Opteron 270</u></a>	736	3555	2.72	\$270.75*
<a href="#"><u>AMD Opteron 275</u></a>	839	3433	5.60	\$149.95
<a href="#"><u>AMD Opteron 280</u></a>	765	3521	2.89	\$264.85

CPU Name	CPU Mark (higher is better)	Rank (lower is better)	CPU Value (higher is better)	Price (USD)
<a href="#">AMD Opteron 220</a>	---	----	----	-----
<a href="#">AMD Opteron 1212</a>	593	3716	2.04	\$290.00*
<a href="#">AMD Opteron 1212 HE</a>	771	3514	NA	NA
<a href="#">AMD Opteron 1214</a>	696	3601	7.72	\$90.18
<a href="#">AMD Opteron 1214 HE</a>	806	3472	NA	NA
<a href="#">AMD Opteron 1216</a>	781	3505	14.23	\$54.85*
<a href="#">AMD Opteron 1216 HE</a>	727	3564	NA	NA
<a href="#">AMD Opteron 1218</a>	910	3367	NA	NA
<a href="#">AMD Opteron 1218 HE</a>	979	3302	NA	NA
<a href="#">AMD Opteron 1220</a>	1,036	3241	NA	NA
<a href="#">AMD Opteron 1222</a>	1,089	3190	NA	NA
<a href="#">AMD Opteron 1352</a>	1,547	2824	11.38	\$135.99*
<a href="#">AMD Opteron 1354</a>	1,620	2763	6.81	\$238.01*
<a href="#">AMD Opteron 1356</a>	1,703	2716	18.92	\$89.99*
<a href="#">AMD Opteron 1381</a>	1,797	2660	NA	NA
<a href="#">AMD Opteron 1385</a>	1,898	2599	42.19	\$45.00
<a href="#">AMD Opteron 1389</a>	2,079	2481	NA	NA
<a href="#">AMD Opteron 2218</a>	1,036	3240	2.28	\$455.00
<a href="#">AMD Opteron 2220</a>	1,106	3175	0.85	\$1,297.83
<a href="#">AMD Opteron 2220 SE</a>	909	3369	36.35	\$25.00*
<a href="#">AMD Opteron 2222</a>	1,198	3085	63.08	\$19.00*
<a href="#">AMD Opteron 2354</a>	1,509	2855	5.29	\$285.19*
<a href="#">AMD Opteron 2356</a>	1,733	2699	21.67	\$79.95
<a href="#">AMD Opteron 2373 EE</a>	1,635	2759	NA	NA
<a href="#">AMD Opteron 2378</a>	1,864	2616	128.65	\$14.49*
<a href="#">AMD Opteron 2384</a>	2,074	2485	1.78	\$1,166.00*
<a href="#">AMD Opteron 2393 SE</a>	1,317	2982	NA	NA
<a href="#">AMD Opteron 2419 EE</a>	1,902	2595	NA	NA
<a href="#">AMD Opteron 2427</a>	1,995	2530	36.28	\$55.00*
<a href="#">AMD Opteron 2431</a>	2,936	2077	117.48	\$24.99*
<a href="#">AMD Opteron 2435</a>	3,061	2024	279.52	\$10.95*
<a href="#">AMD Opteron 3250 HE</a>	2,061	2497	20.82	\$99.00*
<a href="#">AMD Opteron 3260 HE</a>	2,283	2380	NA	NA

CPU Benchmarks

Video Card Benchmarks

Hard Drive Benchmarks

RAM

PC Systems

Android

iOS / iPhone

CPU Name	CPU Mark (higher is better)	Rank (lower is better)	CPU Value (higher is better)	Price (USD)
<a href="#">AMD Opteron 3350 EE</a>	2,825	2116	8.91	\$317.00
<a href="#">AMD Opteron 3365</a>	4,091	1698	NA	NA
<a href="#">AMD Opteron 3380</a>	4,134	1682	5.11	\$809.00*
<a href="#">AMD Opteron 4130</a>	2,347	2335	10.21	\$229.95*
<a href="#">AMD Opteron 4162 EE</a>	2,058	2500	102.97	\$19.99*
<a href="#">AMD Opteron 4170 HE</a>	2,382	2314	7.22	\$329.95
<a href="#">AMD Opteron 4174 HE</a>	2,986	2052	NA	NA
<a href="#">AMD Opteron 4184</a>	2,872	2101	151.24	\$18.99
<a href="#">AMD Opteron 4226</a>	3,400	1879	35.81	\$94.96*
<a href="#">AMD Opteron 4274 HE</a>	5,776	1366	75.05	\$76.96*
<a href="#">AMD Opteron 4280</a>	4,504	1599	47.41	\$94.99*
<a href="#">AMD Opteron 4284</a>	4,665	1565	46.54	\$100.25
<a href="#">AMD Opteron 4332 HE</a>	3,906	1739	7.04	\$554.92*
<a href="#">AMD Opteron 4334</a>	3,949	1726	30.39	\$129.95
<a href="#">AMD Opteron 4365 EE</a>	3,485	1854	NA	NA
<a href="#">AMD Opteron 4386</a>	4,378	1632	9.52	\$459.94*
<a href="#">AMD Opteron 6128</a>	2,826	2115	10.50	\$269.00
<a href="#">AMD Opteron 6128 HE</a>	2,932	2080	NA	NA
<a href="#">AMD Opteron 6136</a>	3,381	1891	9.69	\$349.00
<a href="#">AMD Opteron 6164 HE</a>	3,478	1856	NA	NA
<a href="#">AMD Opteron 6172</a>	2,615	2198	13.08	\$199.95
<a href="#">AMD Opteron 6174</a>	3,697	1800	4.98	\$742.52
<a href="#">AMD Opteron 6176 SE</a>	3,564	1832	14.26	\$249.89*
<a href="#">AMD Opteron 6212</a>	4,007	1719	29.81	\$134.40
<a href="#">AMD Opteron 6220</a>	4,753	1548	21.59	\$220.11
<a href="#">AMD Opteron 6234</a>	4,072	1707	9.03	\$450.99
<a href="#">AMD Opteron 6238</a>	5,625	1395	161.55	\$34.82
<a href="#">AMD Opteron 6272</a>	5,240	1478	17.53	\$298.95
<a href="#">AMD Opteron 6274</a>	5,286	1465	6.96	\$759.11
<a href="#">AMD Opteron 6276</a>	6,245	1289	31.43	\$198.69
<a href="#">AMD Opteron 6281</a>	7,279	1121	NA	NA
<a href="#">AMD Opteron 6282 SE</a>	6,385	1260	8.29	\$770.11

CPU Benchmarks

Video Card Benchmarks

Hard Drive Benchmarks

RAM

PC Systems

Android

iOS / iPhone

CPU Name	CPU Mark (higher is better)	Rank (lower is better)	CPU Value (higher is better)	Price (USD)
<a href="#">AMD Opteron 6344</a>	6,069	1322	110.44	\$54.95*
<a href="#">AMD Opteron 6348</a>	8,030	1035	7.30	\$1,100.11
<a href="#">AMD Opteron 6366 HE</a>	5,613	1399	7.28	\$770.73*
<a href="#">AMD Opteron 6376</a>	5,572	1403	3.36	\$1,657.00
<a href="#">AMD Opteron 6378</a>	5,889	1349	5.35	\$1,100.11
<a href="#">AMD Opteron 6380</a>	6,738	1208	6.16	\$1,094.61
<a href="#">AMD Opteron 6386 SE</a>	8,320	1003	9.45	\$880.11
<a href="#">AMD Opteron 8439 SE</a>	2,479	2263	0.68	\$3,647.35*
<a href="#">AMD Opteron X2170 APU</a>	1,911	2587	NA	NA
<a href="#">AMD Opteron X3216 APU</a>	1,447	2892	NA	NA
<a href="#">AMD Opteron X3418 APU</a>	3,043	2029	NA	NA
<a href="#">AMD Opteron X3421 APU</a>	3,375	1895	NA	NA
<a href="#">AMD Phenom 8250 Triple-Core</a>	1,114	3168	NA	NA
<a href="#">AMD Phenom 8250e Triple-Core</a>	1,084	3196	23.08	\$46.99*
<a href="#">AMD Phenom 8400 Triple-Core</a>	1,147	3136	NA	NA
<a href="#">AMD Phenom 8450 Triple-Core</a>	1,225	3060	61.24	\$20.00
<a href="#">AMD Phenom 8450e Triple-Core</a>	1,225	3058	NA	NA
<a href="#">AMD Phenom 8600 Triple-Core</a>	1,210	3077	22.84	\$52.99*
<a href="#">AMD Phenom 8600B Triple-Core</a>	1,447	2893	96.82	\$14.95*
<a href="#">AMD Phenom 8650 Triple-Core</a>	1,237	3049	65.10	\$19.00*
<a href="#">AMD Phenom 8750 Triple-Core</a>	1,427	2907	NA	NA
<a href="#">AMD Phenom 8750B Triple-Core</a>	1,188	3096	NA	NA
<a href="#">AMD Phenom 8850 Triple-Core</a>	1,142	3141	NA	NA
<a href="#">AMD Phenom 8850B Triple-Core</a>	1,281	3008	NA	NA
<a href="#">AMD Phenom 9100e Quad-Core</a>	1,279	3012	36.58	\$34.95*
<a href="#">AMD Phenom 9150e Quad-Core</a>	1,414	2918	5.71	\$247.50*
<a href="#">AMD Phenom 9350e Quad-Core</a>	1,501	2860	0.44	\$3,382.07*
<a href="#">AMD Phenom 9450e Quad-Core</a>	1,455	2885	13.86	\$105.00*
<a href="#">AMD Phenom 9500 Quad-Core</a>	1,549	2822	51.64	\$29.99*
<a href="#">AMD Phenom 9550 Quad-Core</a>	1,622	2762	70.20	\$23.10*
<a href="#">AMD Phenom 9600 Quad-Core</a>	1,526	2843	38.15	\$39.99*
<a href="#">AMD Phenom 9600B Quad-Core</a>	1,822	2641	45.59	\$39.95*

CPU Benchmarks

Video Card Benchmarks

Hard Drive Benchmarks

RAM

PC Systems

Android

iOS / iPhone

CPU Name	CPU Mark (higher is better)	Rank (lower is better)	CPU Value (higher is better)	Price (USD)
----------	--------------------------------	---------------------------	---------------------------------	----------------

[CPU Benchmarks](#)  
 [Video Card Benchmarks](#)  
 [Hard Drive Benchmarks](#)  
 [RAM](#)  
 [PC Systems](#)  
 [Android](#)  
 [iOS / iPhone](#)

<a href="#">AMD Phenom 9750 Quad-Core</a>	1,520	2847	NA	NA
<a href="#">AMD Phenom 9850 Quad-Core</a>	1,689	2724	12.99	\$129.99*
<a href="#">AMD Phenom 9850B Quad-Core</a>	1,946	2566	NA	NA
<a href="#">AMD Phenom 9950 Quad-Core</a>	1,884	2606	9.42	\$199.99*
<a href="#">AMD Phenom FX-5000 Quad-Core</a>	1,599	2782	NA	NA
<a href="#">AMD Phenom FX-5200 Quad-Core</a>	1,699	2718	NA	NA
<a href="#">AMD Phenom II N620 Dual-Core</a>	1,014	3266	254.11	\$3.99*
<a href="#">AMD Phenom II N640 Dual-Core</a>	965	3316	17.57	\$54.95*
<a href="#">AMD Phenom II N660 Dual-Core</a>	1,068	3210	12.00	\$89.00*
<a href="#">AMD Phenom II N830 3+1</a>	1,768	2683	NA	NA
<a href="#">AMD Phenom II N830 Triple-Core</a>	1,222	3066	NA	NA
<a href="#">AMD Phenom II N850 Triple-Core</a>	1,253	3036	50.13	\$25.00*
<a href="#">AMD Phenom II N870 Triple-Core</a>	1,281	3009	NA	NA
<a href="#">AMD Phenom II N930 Quad-Core</a>	1,584	2790	12.19	\$129.95*
<a href="#">AMD Phenom II N950 Quad-Core</a>	1,515	2853	13.45	\$112.60*
<a href="#">AMD Phenom II N970 Quad-Core</a>	1,662	2739	11.08	\$149.99*
<a href="#">AMD Phenom II P650 Dual-Core</a>	933	3349	26.66	\$35.00*
<a href="#">AMD Phenom II P820 Triple-Core</a>	1,068	3213	NA	NA
<a href="#">AMD Phenom II P840 Triple-Core</a>	1,116	3165	NA	NA
<a href="#">AMD Phenom II P860 Triple-Core</a>	1,225	3059	NA	NA
<a href="#">AMD Phenom II P920 Quad-Core</a>	1,006	3279	15.48	\$65.00*
<a href="#">AMD Phenom II P940 Quad-Core</a>	1,319	2981	NA	NA
<a href="#">AMD Phenom II P960 Quad-Core</a>	1,386	2933	35.42	\$39.12*
<a href="#">AMD Phenom II X2 511</a>	1,265	3027	NA	NA
<a href="#">AMD Phenom II X2 521</a>	1,341	2965	NA	NA
<a href="#">AMD Phenom II X2 545</a>	1,218	3071	27.69	\$43.98*
<a href="#">AMD Phenom II X2 550</a>	1,158	3124	28.01	\$41.35*
<a href="#">AMD Phenom II X2 555</a>	1,307	2989	100.34	\$13.03
<a href="#">AMD Phenom II X2 560</a>	1,375	2942	77.61	\$17.72
<a href="#">AMD Phenom II X2 565</a>	1,442	2899	8.54	\$168.87*
<a href="#">AMD Phenom II X2 570</a>	1,360	2952	NA	NA
<a href="#">AMD Phenom II X2 B53</a>	1,137	3146	NA	NA

CPU Name	CPU Mark (higher is better)	Rank (lower is better)	CPU Value (higher is better)	Price (USD)
<a href="#">AMD Phenom II X2 B59</a>	1,431	2904	29.80	\$48.02*
<a href="#">AMD Phenom II X3 700e</a>	1,451	2889	NA	NA
<a href="#">AMD Phenom II X3 705e</a>	1,222	3064	8.02	\$152.34*
<a href="#">AMD Phenom II X3 710</a>	1,551	2816	9.18	\$169.00*
<a href="#">AMD Phenom II X3 720</a>	1,550	2818	24.05	\$64.45*
<a href="#">AMD Phenom II X3 740</a>	1,424	2913	16.00	\$88.99*
<a href="#">AMD Phenom II X3 B73</a>	1,538	2831	20.50	\$75.00*
<a href="#">AMD Phenom II X3 B75</a>	1,619	2765	32.41	\$49.95*
<a href="#">AMD Phenom II X3 B77</a>	1,844	2633	82.71	\$22.29*
<a href="#">AMD Phenom II X4 805</a>	1,931	2575	11.10	\$173.99*
<a href="#">AMD Phenom II X4 810</a>	1,914	2583	8.99	\$213.00*
<a href="#">AMD Phenom II X4 820</a>	2,065	2496	33.30	\$62.02*
<a href="#">AMD Phenom II X4 830</a>	2,102	2473	110.58	\$19.01*
<a href="#">AMD Phenom II X4 840</a>	2,372	2316	79.07	\$30.00
<a href="#">AMD Phenom II X4 840T</a>	2,305	2364	39.74	\$58.02*
<a href="#">AMD Phenom II X4 850</a>	2,307	2362	35.49	\$64.99*
<a href="#">AMD Phenom II X4 900e</a>	1,505	2857	NA	NA
<a href="#">AMD Phenom II X4 905e</a>	1,955	2558	36.21	\$53.99*
<a href="#">AMD Phenom II X4 910</a>	1,776	2674	17.76	\$100.00*
<a href="#">AMD Phenom II X4 910e</a>	2,072	2486	29.64	\$69.90*
<a href="#">AMD Phenom II X4 920</a>	2,162	2447	77.50	\$27.89*
<a href="#">AMD Phenom II X4 925</a>	2,246	2401	108.20	\$20.76*
<a href="#">AMD Phenom II X4 940</a>	2,285	2377	10.79	\$211.77
<a href="#">AMD Phenom II X4 945</a>	2,354	2328	98.13	\$23.99
<a href="#">AMD Phenom II X4 955</a>	2,484	2260	42.10	\$59.01*
<a href="#">AMD Phenom II X4 960T</a>	2,314	2352	117.96	\$19.62
<a href="#">AMD Phenom II X4 965</a>	2,594	2206	35.05	\$74.02*
<a href="#">AMD Phenom II X4 970</a>	2,668	2177	62.20	\$42.89
<a href="#">AMD Phenom II X4 973</a>	2,204	2424	NA	NA
<a href="#">AMD Phenom II X4 975</a>	2,486	2258	35.54	\$69.95*
<a href="#">AMD Phenom II X4 977</a>	2,377	2315	NA	NA
<a href="#">AMD Phenom II X4 980</a>	2,839	2107	21.83	\$130.00*

CPU Benchmarks

Video Card Benchmarks

Hard Drive Benchmarks

RAM

PC Systems

Android

iOS / iPhone

CPU Name	CPU Mark (higher is better)	Rank (lower is better)	CPU Value (higher is better)	Price (USD)
<a href="#">AMD Phenom II X4 B100</a>	1,955	2471	NA	NA
<a href="#">AMD Phenom II X4 B25</a>	2,108	2471	NA	NA
<a href="#">AMD Phenom II X4 B35</a>	2,341	2340	NA	NA
<a href="#">AMD Phenom II X4 B40</a>	2,238	2406	NA	NA
<a href="#">AMD Phenom II X4 B45</a>	2,258	2393	NA	NA
<a href="#">AMD Phenom II X4 B50</a>	2,352	2329	NA	NA
<a href="#">AMD Phenom II X4 B55</a>	2,517	2245	NA	NA
<a href="#">AMD Phenom II X4 B60</a>	2,546	2230	NA	NA
<a href="#">AMD Phenom II X4 B65</a>	2,690	2168	NA	NA
<a href="#">AMD Phenom II X4 B70</a>	2,303	2368	NA	NA
<a href="#">AMD Phenom II X4 B93</a>	2,136	2459	NA	NA
<a href="#">AMD Phenom II X4 B95</a>	2,369	2318	38.20	\$62.02*
<a href="#">AMD Phenom II X4 B97</a>	2,536	2234	31.72	\$79.95*
<a href="#">AMD Phenom II X4 B99</a>	2,536	2233	NA	NA
<a href="#">AMD Phenom II X6 1035T</a>	2,955	2064	27.36	\$108.00*
<a href="#">AMD Phenom II X6 1045T</a>	3,105	1997	64.70	\$47.99
<a href="#">AMD Phenom II X6 1055T</a>	3,273	1935	95.41	\$34.30
<a href="#">AMD Phenom II X6 1065T</a>	3,370	1896	50.77	\$66.37
<a href="#">AMD Phenom II X6 1075T</a>	3,377	1894	51.92	\$65.04
<a href="#">AMD Phenom II X6 1090T</a>	3,738	1789	53.59	\$69.75
<a href="#">AMD Phenom II X6 1100T</a>	3,809	1765	29.86	\$127.59
<a href="#">AMD Phenom II X6 1405T</a>	3,335	1906	NA	NA
<a href="#">AMD Phenom II X620 Dual-Core</a>	1,262	3029	NA	NA
<a href="#">AMD Phenom II X640 Dual-Core</a>	1,165	3117	NA	NA
<a href="#">AMD Phenom II X920 Quad-Core</a>	1,669	2736	NA	NA
<a href="#">AMD Phenom II X940 Quad-Core</a>	1,797	2659	NA	NA
<a href="#">AMD Phenom X2 Dual-Core GE-5060</a>	1,566	2805	NA	NA
<a href="#">AMD Phenom X2 Dual-Core GE-6060</a>	1,722	2707	NA	NA
<a href="#">AMD Phenom X2 Dual-Core GE-7060</a>	1,010	3270	NA	NA
<a href="#">AMD Phenom X2 Dual-Core GP-7730</a>	884	3390	NA	NA
<a href="#">AMD Phenom X3 8550</a>	1,079	3201	36.02	\$29.95*
<a href="#">AMD Phenom X4 Quad-Core GP-9500</a>	1,297	2995	NA	NA
<a href="#">AMD Phenom X4 Quad-Core GP-9530</a>	1,228	3056	NA	NA

CPU Benchmarks

Video Card Benchmarks

Hard Drive Benchmarks

RAM

PC Systems

Android

iOS / iPhone



CPU Name	CPU Mark (higher is better)	Rank (lower is better)	CPU Value (higher is better)	Price (USD)
<a href="#">AMD Phenom X4 Quad-Core GS-6560</a>	1,063	3218	NA	NA
<a href="#">AMD PRO A4-3350B APU</a>	1,784	2668	NA	NA
<a href="#">AMD PRO A4-4350B</a>	1,109	3172	NA	NA
<a href="#">AMD PRO A4-8350B</a>	1,552	2815	53.53	\$28.99*
<a href="#">AMD PRO A6-7350B</a>	1,552	2813	NA	NA
<a href="#">AMD PRO A6-8500B</a>	1,572	2797	NA	NA
<a href="#">AMD PRO A6-8530B</a>	1,498	2863	NA	NA
<a href="#">AMD PRO A6-8550B</a>	1,885	2605	NA	NA
<a href="#">AMD PRO A6-8570</a>	1,908	2588	NA	NA
<a href="#">AMD PRO A6-8570E</a>	1,607	2774	NA	NA
<a href="#">AMD PRO A6-9500</a>	1,770	2679	23.92	\$74.00*
<a href="#">AMD PRO A6-9500B</a>	1,371	2948	NA	NA
<a href="#">AMD PRO A6-9500E</a>	1,662	2738	22.46	\$74.00*
<a href="#">AMD PRO A8-8600B</a>	2,187	2436	NA	NA
<a href="#">AMD PRO A8-8650B</a>	3,214	1956	NA	NA
<a href="#">AMD PRO A8-8670E</a>	2,989	2049	NA	NA
<a href="#">AMD PRO A8-9600</a>	3,329	1909	27.97	\$119.00*
<a href="#">AMD PRO A8-9600B</a>	2,385	2313	NA	NA
<a href="#">AMD PRO A10-8700B</a>	2,280	2381	NA	NA
<a href="#">AMD PRO A10-8730B</a>	2,419	2293	NA	NA
<a href="#">AMD PRO A10-8750B</a>	2,803	2125	NA	NA
<a href="#">AMD PRO A10-8770</a>	3,533	1840	NA	NA
<a href="#">AMD PRO A10-8770E</a>	3,080	2010	NA	NA
<a href="#">AMD PRO A10-8850B</a>	3,752	1781	NA	NA
<a href="#">AMD PRO A10-9700</a>	3,642	1814	21.55	\$169.00*
<a href="#">AMD PRO A10-9700B</a>	2,634	2194	NA	NA
<a href="#">AMD PRO A10-9700E</a>	3,024	2034	21.76	\$139.00*
<a href="#">AMD PRO A12-8800B</a>	2,580	2215	NA	NA
<a href="#">AMD PRO A12-8830B</a>	2,420	2292	NA	NA
<a href="#">AMD PRO A12-8870</a>	3,960	1724	NA	NA
<a href="#">AMD PRO A12-8870E</a>	3,070	2018	NA	NA
<a href="#">AMD PRO A12-9800</a>	3,758	1779	22.24	\$169.00*

CPU Benchmarks

Video Card Benchmarks

Hard Drive Benchmarks

RAM

PC Systems

Android

iOS / iPhone

CPU Name	CPU Mark (higher is better)	Rank (lower is better)	CPU Value (higher is better)	Price (USD)
----------	--------------------------------	---------------------------	---------------------------------	----------------

CPU Benchmarks    Video Card Benchmarks    Hard Drive Benchmarks    RAM    PC Systems    Android    iOS / iPhone

<a href="#"><u>AMD R-1200 APU</u></a>				
<a href="#"><u>AMD QC-4000</u></a>	1,155	3126	NA	NA
<a href="#"><u>AMD R-260H APU</u></a>	954	3329	NA	NA
<a href="#"><u>AMD R-272F APU</u></a>	1,215	3074	NA	NA
<a href="#"><u>AMD R-460L APU</u></a>	1,183	3098	NA	NA
<a href="#"><u>AMD R-464L APU</u></a>	1,773	2675	NA	NA
<a href="#"><u>AMD RX-425BB</u></a>	2,724	2156	NA	NA
<a href="#"><u>AMD RX-427BB</u></a>	2,778	2135	NA	NA
<a href="#"><u>AMD Ryzen 3 1200</u></a>	6,308	1274	125.59	\$50.23
<a href="#"><u>AMD Ryzen 3 1300X</u></a>	6,962	1171	111.83	\$62.26
<a href="#"><u>AMD Ryzen 3 2200G</u></a>	6,780	1200	45.20	\$150.00
<a href="#"><u>AMD Ryzen 3 2200GE</u></a>	6,031	1333	NA	NA
<a href="#"><u>AMD Ryzen 3 2200U</u></a>	3,691	1803	NA	NA
<a href="#"><u>AMD Ryzen 3 2300U</u></a>	5,456	1430	NA	NA
<a href="#"><u>AMD Ryzen 3 2300X</u></a>	7,531	1080	42.29	\$178.09*
<a href="#"><u>AMD Ryzen 3 3100</u></a>	11,645	783	162.52	\$71.65
<a href="#"><u>AMD Ryzen 3 3200G</u></a>	7,179	1132	93.72	\$76.60
<a href="#"><u>AMD Ryzen 3 3200GE</u></a>	7,300	1117	NA	NA
<a href="#"><u>AMD Ryzen 3 3200U</u></a>	3,846	1754	NA	NA
<a href="#"><u>AMD Ryzen 3 3250C</u></a>	3,208	1959	NA	NA
<a href="#"><u>AMD Ryzen 3 3250U</u></a>	3,891	1743	NA	NA
<a href="#"><u>AMD Ryzen 3 3300U</u></a>	5,674	1386	NA	NA
<a href="#"><u>AMD Ryzen 3 3300X</u></a>	12,691	744	86.55	\$146.64
<a href="#"><u>AMD Ryzen 3 3350U</u></a>	5,870	1355	NA	NA
<a href="#"><u>AMD Ryzen 3 4100</u></a>	11,123	804	171.15	\$64.99
<a href="#"><u>AMD Ryzen 3 4300G</u></a>	10,958	820	88.37	\$124.00
<a href="#"><u>AMD Ryzen 3 4300GE</u></a>	11,222	800	NA	NA
<a href="#"><u>AMD Ryzen 3 4300U</u></a>	7,506	1085	NA	NA
<a href="#"><u>AMD Ryzen 3 5300G</u></a>	12,912	733	NA	NA
<a href="#"><u>AMD Ryzen 3 5300GE</u></a>	13,321	710	NA	NA
<a href="#"><u>AMD Ryzen 3 5300U</u></a>	9,777	893	NA	NA
<a href="#"><u>AMD Ryzen 3 5400U</u></a>	11,539	787	NA	NA
<a href="#"><u>AMD Ryzen 3 5425U</u></a>	11,586	784	NA	NA

CPU Name	CPU Mark (higher is better)	Rank (lower is better)	CPU Value (higher is better)	Price (USD)
----------	--------------------------------	---------------------------	---------------------------------	----------------

[CPU Benchmarks](#)  
 [Video Card Benchmarks](#)  
 [Hard Drive Benchmarks](#)  
 [RAM](#)  
 [PC Systems](#)  
 [Android](#)  
 [iOS / iPhone](#)

<a href="#">AMD Ryzen 3 PRO 1200</a>	6,307	1275	NA	NA
<a href="#">AMD Ryzen 3 PRO 1300</a>	7,234	1127	NA	NA
<a href="#">AMD Ryzen 3 PRO 2100GE</a>	4,106	1692	NA	NA
<a href="#">AMD Ryzen 3 PRO 2200G</a>	6,792	1196	NA	NA
<a href="#">AMD Ryzen 3 PRO 2200GE</a>	6,316	1272	NA	NA
<a href="#">AMD Ryzen 3 PRO 2300U</a>	5,750	1371	NA	NA
<a href="#">AMD Ryzen 3 PRO 3200G</a>	6,986	1168	NA	NA
<a href="#">AMD Ryzen 3 PRO 3200GE</a>	7,004	1160	NA	NA
<a href="#">AMD Ryzen 3 PRO 3300U</a>	6,047	1328	NA	NA
<a href="#">AMD Ryzen 3 PRO 4200G</a>	11,315	796	NA	NA
<a href="#">AMD Ryzen 3 PRO 4200GE</a>	10,930	821	NA	NA
<a href="#">AMD Ryzen 3 PRO 4350G</a>	10,978	819	NA	NA
<a href="#">AMD Ryzen 3 PRO 4350GE</a>	10,996	818	NA	NA
<a href="#">AMD Ryzen 3 PRO 4355GE</a>	10,559	841	NA	NA
<a href="#">AMD Ryzen 3 PRO 4450U</a>	10,092	871	NA	NA
<a href="#">AMD Ryzen 3 PRO 5350G</a>	13,860	684	NA	NA
<a href="#">AMD Ryzen 3 PRO 5350GE</a>	13,519	698	NA	NA
<a href="#">AMD Ryzen 3 PRO 5450U</a>	11,041	813	NA	NA
<a href="#">AMD Ryzen 3 PRO 5475U</a>	11,272	799	NA	NA
<a href="#">AMD Ryzen 3 PRO 7330U</a>	12,913	732	NA	NA
<a href="#">AMD Ryzen 5 1400</a>	7,773	1050	194.56	\$39.95
<a href="#">AMD Ryzen 5 1500X</a>	9,109	940	178.81	\$50.94
<a href="#">AMD Ryzen 5 1600</a>	12,303	756	238.89	\$51.50
<a href="#">AMD Ryzen 5 1600X</a>	13,071	723	94.14	\$138.84
<a href="#">AMD Ryzen 5 2400G</a>	8,735	966	89.72	\$97.36
<a href="#">AMD Ryzen 5 2400GE</a>	7,540	1078	NA	NA
<a href="#">AMD Ryzen 5 2500U</a>	6,534	1233	NA	NA
<a href="#">AMD Ryzen 5 2500X</a>	9,495	907	NA	NA
<a href="#">AMD Ryzen 5 2600</a>	13,230	715	212.46	\$62.27
<a href="#">AMD Ryzen 5 2600H</a>	7,876	1046	NA	NA
<a href="#">AMD Ryzen 5 2600X</a>	13,977	672	180.81	\$77.30
<a href="#">AMD Ryzen 5 3350G</a>	9,048	948	NA	NA

CPU Name	CPU Mark (higher is better)	Rank (lower is better)	CPU Value (higher is better)	Price (USD)
<a href="#">AMD Ryzen 5 3400G</a>	8,901	958	25.04	\$355.40
<a href="#">AMD Ryzen 5 3450U</a>	6,756	1207	NA	NA
<a href="#">AMD Ryzen 5 3500</a>	12,839	738	64.20	\$199.99
<a href="#">AMD Ryzen 5 3500C</a>	5,564	1405	NA	NA
<a href="#">AMD Ryzen 5 3500U</a>	7,004	1162	NA	NA
<a href="#">AMD Ryzen 5 3500X</a>	13,230	716	132.32	\$99.98
<a href="#">AMD Ryzen 5 3550H</a>	7,843	1047	NA	NA
<a href="#">AMD Ryzen 5 3550U</a>	7,681	1063	NA	NA
<a href="#">AMD Ryzen 5 3580U</a>	7,170	1135	NA	NA
<a href="#">AMD Ryzen 5 3600</a>	17,791	511	213.09	\$83.49
<a href="#">AMD Ryzen 5 3600X</a>	18,253	495	140.54	\$129.88
<a href="#">AMD Ryzen 5 3600XT</a>	18,717	481	50.86	\$368.00
<a href="#">AMD Ryzen 5 4400G</a>	17,160	539	NA	NA
<a href="#">AMD Ryzen 5 4500</a>	16,246	574	216.36	\$75.09
<a href="#">AMD Ryzen 5 4500U</a>	11,036	814	NA	NA
<a href="#">AMD Ryzen 5 4600G</a>	15,930	582	156.19	\$101.99
<a href="#">AMD Ryzen 5 4600GE</a>	15,641	597	NA	NA
<a href="#">AMD Ryzen 5 4600H</a>	14,618	643	NA	NA
<a href="#">AMD Ryzen 5 4600HS</a>	14,298	661	NA	NA
<a href="#">AMD Ryzen 5 4600U</a>	13,473	703	NA	NA
<a href="#">AMD Ryzen 5 5500</a>	19,625	448	230.91	\$84.99
<a href="#">AMD Ryzen 5 5500U</a>	13,196	719	NA	NA
<a href="#">AMD Ryzen 5 5560U</a>	15,230	613	NA	NA
<a href="#">AMD Ryzen 5 5600</a>	21,668	376	180.58	\$119.99
<a href="#">AMD Ryzen 5 5600G</a>	19,946	434	163.76	\$121.80
<a href="#">AMD Ryzen 5 5600GE</a>	18,947	472	NA	NA
<a href="#">AMD Ryzen 5 5600H</a>	17,158	540	NA	NA
<a href="#">AMD Ryzen 5 5600U</a>	15,479	602	NA	NA
<a href="#">AMD Ryzen 5 5600X</a>	21,962	367	140.41	\$156.41
<a href="#">AMD Ryzen 5 5625U</a>	15,127	618	NA	NA
<a href="#">AMD Ryzen 5 6600H</a>	19,109	466	NA	NA
<a href="#">AMD Ryzen 5 6600HS Creator Edition</a>	18,942	473	NA	NA

CPU Name	CPU Mark (higher is better)	Rank (lower is better)	CPU Value (higher is better)	Price (USD)
----------	--------------------------------	---------------------------	---------------------------------	----------------

CPU Benchmarks    Video Card Benchmarks    Hard Drive Benchmarks    RAM    PC Systems    Android    iOS / iPhone

<a href="#"><u>AMD Ryzen 5 7530U</u></a>	16,492	562	NA	NA
<a href="#"><u>AMD Ryzen 5 7535HS</u></a>	19,924	435	NA	NA
<a href="#"><u>AMD Ryzen 5 7535U</u></a>	17,495	521	NA	NA
<a href="#"><u>AMD Ryzen 5 7540U</u></a>	20,083	429	NA	NA
<a href="#"><u>AMD Ryzen 5 7600</u></a>	27,982	225	127.20	\$219.99
<a href="#"><u>AMD Ryzen 5 7600X</u></a>	28,962	210	132.86	\$218.00
<a href="#"><u>AMD Ryzen 5 PRO 1500</u></a>	9,279	928	NA	NA
<a href="#"><u>AMD Ryzen 5 PRO 1600</u></a>	10,336	858	NA	NA
<a href="#"><u>AMD Ryzen 5 PRO 2400G</u></a>	8,444	994	NA	NA
<a href="#"><u>AMD Ryzen 5 PRO 2400GE</u></a>	7,522	1081	NA	NA
<a href="#"><u>AMD Ryzen 5 PRO 2500U</u></a>	6,594	1221	NA	NA
<a href="#"><u>AMD Ryzen 5 PRO 2600</u></a>	13,436	704	NA	NA
<a href="#"><u>AMD Ryzen 5 PRO 3350G</u></a>	9,347	920	NA	NA
<a href="#"><u>AMD Ryzen 5 PRO 3350GE</u></a>	9,643	899	NA	NA
<a href="#"><u>AMD Ryzen 5 PRO 3400G</u></a>	9,179	935	NA	NA
<a href="#"><u>AMD Ryzen 5 PRO 3400GE</u></a>	8,303	1004	NA	NA
<a href="#"><u>AMD Ryzen 5 PRO 3500U</u></a>	7,004	1161	NA	NA
<a href="#"><u>AMD Ryzen 5 PRO 3600</u></a>	17,725	514	NA	NA
<a href="#"><u>AMD Ryzen 5 PRO 4400G</u></a>	16,354	570	NA	NA
<a href="#"><u>AMD Ryzen 5 PRO 4400GE</u></a>	14,795	633	NA	NA
<a href="#"><u>AMD Ryzen 5 PRO 4500U</u></a>	12,049	768	NA	NA
<a href="#"><u>AMD Ryzen 5 PRO 4650G</u></a>	16,320	573	152.53	\$106.99
<a href="#"><u>AMD Ryzen 5 PRO 4650GE</u></a>	15,619	598	NA	NA
<a href="#"><u>AMD Ryzen 5 PRO 4650U</u></a>	12,808	740	NA	NA
<a href="#"><u>AMD Ryzen 5 PRO 4655G</u></a>	15,276	611	NA	NA
<a href="#"><u>AMD Ryzen 5 PRO 5645</u></a>	21,904	368	NA	NA
<a href="#"><u>AMD Ryzen 5 PRO 5650G</u></a>	20,036	430	NA	NA
<a href="#"><u>AMD Ryzen 5 PRO 5650GE</u></a>	18,520	487	NA	NA
<a href="#"><u>AMD Ryzen 5 PRO 5650U</u></a>	15,094	621	NA	NA
<a href="#"><u>AMD Ryzen 5 PRO 5675U</u></a>	14,782	634	NA	NA
<a href="#"><u>AMD Ryzen 5 PRO 6650H</u></a>	20,103	427	NA	NA
<a href="#"><u>AMD Ryzen 5 PRO 6650U</u></a>	16,680	555	NA	NA

CPU Name	CPU Mark (higher is better)	Rank (lower is better)	CPU Value (higher is better)	Price (USD)
<a href="#">AMD Ryzen 7 1700</a>	15,678	596	218.84	\$71.64
<a href="#">AMD Ryzen 7 1800X</a>	16,423	567	55.67	\$295.00
<a href="#">AMD Ryzen 7 2700</a>	15,743	593	150.10	\$104.88
<a href="#">AMD Ryzen 7 2700E</a>	14,657	641	NA	NA
<a href="#">AMD Ryzen 7 2700U</a>	6,957	1172	NA	NA
<a href="#">AMD Ryzen 7 2700X</a>	17,577	518	161.55	\$108.80
<a href="#">AMD Ryzen 7 2800H</a>	7,656	1066	NA	NA
<a href="#">AMD Ryzen 7 3700C</a>	7,145	1138	NA	NA
<a href="#">AMD Ryzen 7 3700U</a>	7,204	1129	NA	NA
<a href="#">AMD Ryzen 7 3700X</a>	22,660	348	154.18	\$146.97
<a href="#">AMD Ryzen 7 3750H</a>	8,214	1014	NA	NA
<a href="#">AMD Ryzen 7 3780U</a>	6,805	1192	NA	NA
<a href="#">AMD Ryzen 7 3800X</a>	23,249	323	141.01	\$164.87
<a href="#">AMD Ryzen 7 3800XT</a>	23,736	314	114.95	\$206.50
<a href="#">AMD Ryzen 7 4700G</a>	20,252	422	86.13	\$235.12
<a href="#">AMD Ryzen 7 4700GE</a>	20,191	423	NA	NA
<a href="#">AMD Ryzen 7 4700U</a>	13,497	701	NA	NA
<a href="#">AMD Ryzen 7 4800H</a>	18,764	480	NA	NA
<a href="#">AMD Ryzen 7 4800HS</a>	18,661	483	NA	NA
<a href="#">AMD Ryzen 7 4800U</a>	16,935	546	NA	NA
<a href="#">AMD Ryzen 7 4850U Mobile</a>	15,920	583	NA	NA
<a href="#">AMD Ryzen 7 4980U Microsoft Surface Edition</a>	17,469	523	NA	NA
<a href="#">AMD Ryzen 7 5700</a>	24,511	295	NA	NA
<a href="#">AMD Ryzen 7 5700G</a>	24,692	288	147.10	\$167.86
<a href="#">AMD Ryzen 7 5700GE</a>	22,196	358	NA	NA
<a href="#">AMD Ryzen 7 5700U</a>	15,851	587	NA	NA
<a href="#">AMD Ryzen 7 5700X</a>	26,845	252	145.12	\$184.99
<a href="#">AMD Ryzen 7 5800</a>	25,907	265	NA	NA
<a href="#">AMD Ryzen 7 5800H</a>	21,257	385	NA	NA
<a href="#">AMD Ryzen 7 5800HS</a>	20,497	416	NA	NA
<a href="#">AMD Ryzen 7 5800HS Creator Edition</a>	21,166	388	NA	NA
<a href="#">AMD Ryzen 7 5800U</a>	18,689	482	NA	NA

CPU Name	CPU Mark (higher is better)	Rank (lower is better)	CPU Value (higher is better)	Price (USD)
----------	--------------------------------	---------------------------	---------------------------------	----------------

CPU Benchmarks    Video Card Benchmarks    Hard Drive Benchmarks    RAM    PC Systems    Android    iOS / iPhone

<a href="#"><u>AMD Ryzen 7 5825U</u></a>	18,538	486	NA	NA
<a href="#"><u>AMD Ryzen 7 6800H</u></a>	23,807	311	NA	NA
<a href="#"><u>AMD Ryzen 7 6800HS</u></a>	23,074	328	NA	NA
<a href="#"><u>AMD Ryzen 7 6800HS Creator Edition</u></a>	22,827	340	NA	NA
<a href="#"><u>AMD Ryzen 7 6800U</u></a>	20,653	413	NA	NA
<a href="#"><u>AMD Ryzen 7 7700</u></a>	35,595	132	111.31	\$319.79
<a href="#"><u>AMD Ryzen 7 7700X</u></a>	36,562	129	115.79	\$315.75
<a href="#"><u>AMD Ryzen 7 7730U</u></a>	19,233	462	NA	NA
<a href="#"><u>AMD Ryzen 7 7735H</u></a>	24,403	299	NA	NA
<a href="#"><u>AMD Ryzen 7 7735HS</u></a>	24,411	298	NA	NA
<a href="#"><u>AMD Ryzen 7 7735U</u></a>	21,089	389	NA	NA
<a href="#"><u>AMD Ryzen 7 7736U</u></a>	23,860	310	NA	NA
<a href="#"><u>AMD Ryzen 7 7745HX</u></a>	34,281	144	NA	NA
<a href="#"><u>AMD Ryzen 7 7800X3D</u></a>	35,126	136	80.01	\$439.00
<a href="#"><u>AMD Ryzen 7 7840HS</u></a>	31,279	178	NA	NA
<a href="#"><u>AMD Ryzen 7 Extreme Edition</u></a>	18,185	500	NA	NA
<a href="#"><u>AMD Ryzen 7 PRO 1700</u></a>	14,497	646	NA	NA
<a href="#"><u>AMD Ryzen 7 PRO 1700X</u></a>	15,719	594	NA	NA
<a href="#"><u>AMD Ryzen 7 PRO 2700</u></a>	15,288	610	NA	NA
<a href="#"><u>AMD Ryzen 7 PRO 2700U</u></a>	7,325	1115	NA	NA
<a href="#"><u>AMD Ryzen 7 PRO 2700X</u></a>	16,846	550	NA	NA
<a href="#"><u>AMD Ryzen 7 PRO 3700</u></a>	23,006	332	69.72	\$329.99*
<a href="#"><u>AMD Ryzen 7 PRO 3700U</u></a>	7,347	1112	NA	NA
<a href="#"><u>AMD Ryzen 7 PRO 4700G</u></a>	20,848	405	NA	NA
<a href="#"><u>AMD Ryzen 7 PRO 4750G</u></a>	20,552	415	82.55	\$248.97
<a href="#"><u>AMD Ryzen 7 PRO 4750GE</u></a>	18,487	488	NA	NA
<a href="#"><u>AMD Ryzen 7 PRO 4750U</u></a>	15,264	612	NA	NA
<a href="#"><u>AMD Ryzen 7 PRO 5750G</u></a>	24,527	294	NA	NA
<a href="#"><u>AMD Ryzen 7 PRO 5750GE</u></a>	22,050	363	NA	NA
<a href="#"><u>AMD Ryzen 7 PRO 5845</u></a>	26,305	259	NA	NA
<a href="#"><u>AMD Ryzen 7 PRO 5850U</u></a>	17,354	529	NA	NA
<a href="#"><u>AMD Ryzen 7 PRO 5875U</u></a>	16,520	561	NA	NA

CPU Name	CPU Mark (higher is better)	Rank (lower is better)	CPU Value (higher is better)	Price (USD)
<a href="#">AMD Ryzen 7 PRO 6850U</a>	20,952	400	NA	NA
<a href="#">AMD Ryzen 7 PRO 6860Z</a>	20,994	395	NA	NA
<a href="#">AMD Ryzen 7 PRO 7840HS</a>	25,046	279	NA	NA
<a href="#">AMD Ryzen 9 3900</a>	30,823	184	61.15	\$504.05
<a href="#">AMD Ryzen 9 3900X</a>	32,719	163	150.79	\$216.99
<a href="#">AMD Ryzen 9 3900XT</a>	32,783	160	84.06	\$390.00
<a href="#">AMD Ryzen 9 3950X</a>	38,972	118	84.72	\$459.99
<a href="#">AMD Ryzen 9 4900H</a>	19,320	460	NA	NA
<a href="#">AMD Ryzen 9 4900HS</a>	19,185	465	NA	NA
<a href="#">AMD Ryzen 9 5900</a>	34,545	143	NA	NA
<a href="#">AMD Ryzen 9 5900H</a>	20,960	398	NA	NA
<a href="#">AMD Ryzen 9 5900HS</a>	21,977	366	NA	NA
<a href="#">AMD Ryzen 9 5900HS Creator Edition</a>	22,138	360	NA	NA
<a href="#">AMD Ryzen 9 5900HX</a>	22,821	341	NA	NA
<a href="#">AMD Ryzen 9 5900X</a>	39,312	116	131.05	\$299.99
<a href="#">AMD Ryzen 9 5950X</a>	45,924	85	103.97	\$441.71
<a href="#">AMD Ryzen 9 5980HS</a>	21,058	392	NA	NA
<a href="#">AMD Ryzen 9 5980HX</a>	23,705	315	NA	NA
<a href="#">AMD Ryzen 9 6900HS</a>	24,013	305	NA	NA
<a href="#">AMD Ryzen 9 6900HS Creator Edition</a>	22,574	352	NA	NA
<a href="#">AMD Ryzen 9 6900HX</a>	24,951	284	NA	NA
<a href="#">AMD Ryzen 9 7845HX</a>	46,565	81	NA	NA
<a href="#">AMD Ryzen 9 7900</a>	49,306	67	117.40	\$419.99
<a href="#">AMD Ryzen 9 7900X</a>	52,489	58	128.33	\$409.00
<a href="#">AMD Ryzen 9 7900X3D</a>	51,277	60	91.40	\$561.05
<a href="#">AMD Ryzen 9 7940H</a>	32,499	168	NA	NA
<a href="#">AMD Ryzen 9 7940HS</a>	31,671	174	NA	NA
<a href="#">AMD Ryzen 9 7945HX</a>	58,041	45	NA	NA
<a href="#">AMD Ryzen 9 7950X</a>	63,597	30	117.56	\$540.99
<a href="#">AMD Ryzen 9 7950X3D</a>	63,385	33	95.88	\$661.08
<a href="#">AMD Ryzen 9 PRO 3900</a>	31,299	177	NA	NA
<a href="#">AMD Ryzen 9 PRO 5945</a>	34,815	139	NA	NA



CPU Name	CPU Mark (higher is better)	Rank (lower is better)	CPU Value (higher is better)	Price (USD)
<a href="#">CPU Benchmarks</a> <a href="#">Video Card Benchmarks</a> <a href="#">Hard Drive Benchmarks</a> <a href="#">RAM</a> <a href="#">PC Systems</a> <a href="#">Android</a> <a href="#">iOS / iPhone</a>				
<a href="#">AMD Ryzen Embedded R1305G</a>	2,980	2055	NA	NA
<a href="#">AMD Ryzen Embedded R1505G</a>	3,928	1734	NA	NA
<a href="#">AMD Ryzen Embedded R1600</a>	3,147	1983	NA	NA
<a href="#">AMD Ryzen Embedded R1606G</a>	4,186	1670	NA	NA
<a href="#">AMD Ryzen Embedded R2312</a>	3,720	1795	NA	NA
<a href="#">AMD Ryzen Embedded R2314</a>	6,584	1224	NA	NA
<a href="#">AMD Ryzen Embedded V3C48</a>	18,361	493	NA	NA
<a href="#">AMD Ryzen Embedded V1202B</a>	3,532	1841	NA	NA
<a href="#">AMD Ryzen Embedded V1404I</a>	6,007	1337	NA	NA
<a href="#">AMD Ryzen Embedded V1500B</a>	4,584	1579	NA	NA
<a href="#">AMD Ryzen Embedded V1500B Quad-core @ 2.20GHz</a>	5,417	1439	NA	NA
<a href="#">AMD Ryzen Embedded V1605B</a>	6,722	1209	NA	NA
<a href="#">AMD Ryzen Embedded V1756B</a>	8,374	1000	NA	NA
<a href="#">AMD Ryzen Embedded V1807B</a>	8,567	980	NA	NA
<a href="#">AMD Ryzen Embedded V2516</a>	13,225	717	NA	NA
<a href="#">AMD Ryzen Embedded V2718</a>	16,456	564	NA	NA
<a href="#">AMD Ryzen Embedded V2748</a>	17,166	538	NA	NA
<a href="#">AMD Ryzen Threadripper 1900X</a>	17,004	544	121.47	\$139.99
<a href="#">AMD Ryzen Threadripper 1920</a>	22,066	362	NA	NA
<a href="#">AMD Ryzen Threadripper 1920X</a>	22,988	335	109.47	\$209.99
<a href="#">AMD Ryzen Threadripper 1950X</a>	27,728	230	47.55	\$583.10*
<a href="#">AMD Ryzen Threadripper 2920X</a>	25,014	281	26.33	\$950.00
<a href="#">AMD Ryzen Threadripper 2950X</a>	29,327	205	27.28	\$1,075.00
<a href="#">AMD Ryzen Threadripper 2970WX</a>	30,097	195	20.92	\$1,439.00
<a href="#">AMD Ryzen Threadripper 2990WX</a>	32,354	169	16.18	\$1,999.99
<a href="#">AMD Ryzen Threadripper 2990X</a>	26,469	255	NA	NA
<a href="#">AMD Ryzen Threadripper 3960X</a>	54,830	54	37.19	\$1,474.51
<a href="#">AMD Ryzen Threadripper 3970X</a>	63,427	32	25.42	\$2,495.00
<a href="#">AMD Ryzen Threadripper 3990X</a>	81,187	12	16.70	\$4,861.00
<a href="#">AMD Ryzen Threadripper PRO 3945WX</a>	33,518	152	NA	NA
<a href="#">AMD Ryzen Threadripper PRO 3955WX</a>	40,267	112	40.64	\$990.80
<a href="#">AMD Ryzen Threadripper PRO 3975WX</a>	63,083	34	21.05	\$2,997.19

CPU Name	CPU Mark (higher is better)	Rank (lower is better)	CPU Value (higher is better)	Price (USD)
<a href="#">AMD Ryzen Threadripper PRO 5955WX</a>	49,544	65	45.04	\$1,099.99
<a href="#">AMD Ryzen Threadripper PRO 5965WX</a>	66,539	27	33.27	\$1,999.99
<a href="#">AMD Ryzen Threadripper PRO 5975WX</a>	76,262	16	28.25	\$2,699.99
<a href="#">AMD Ryzen Threadripper PRO 5995WX</a>	98,039	4	17.20	\$5,699.99
<a href="#">AMD Ryzen Z1 Extreme</a>	27,076	248	NA	NA
<a href="#">AMD Sempron 130</a>	501	3821	16.69	\$30.00*
<a href="#">AMD Sempron 140</a>	472	3850	39.46	\$11.95*
<a href="#">AMD Sempron 145</a>	506	3819	12.66	\$39.99
<a href="#">AMD Sempron 150</a>	597	3709	39.96	\$14.95*
<a href="#">AMD Sempron 200U</a>	125	4298	1.43	\$87.00*
<a href="#">AMD Sempron 210U</a>	267	4096	NA	NA
<a href="#">AMD Sempron 240</a>	1,278	3014	35.39	\$36.10*
<a href="#">AMD Sempron 2200+</a>	184	4220	4.60	\$39.95*
<a href="#">AMD Sempron 2300+</a>	207	4180	4.60	\$45.00*
<a href="#">AMD Sempron 2400+</a>	205	4184	15.74	\$12.99*
<a href="#">AMD Sempron 2500+</a>	207	4179	3.45	\$59.95*
<a href="#">AMD Sempron 2600+</a>	253	4112	7.23	\$34.95*
<a href="#">AMD Sempron 2650 APU</a>	561	3761	3.33	\$168.20
<a href="#">AMD Sempron 2800+</a>	243	4128	8.11	\$29.95*
<a href="#">AMD Sempron 3000+</a>	268	4095	7.66	\$34.95*
<a href="#">AMD Sempron 3100+</a>	298	4047	4.58	\$65.00*
<a href="#">AMD Sempron 3200+</a>	251	4118	2.01	\$124.68*
<a href="#">AMD Sempron 3300+</a>	315	4026	15.74	\$20.00*
<a href="#">AMD Sempron 3400+</a>	292	4058	3.37	\$86.68*
<a href="#">AMD Sempron 3500+</a>	232	4153	9.28	\$24.99*
<a href="#">AMD Sempron 3600+</a>	364	3960	24.24	\$15.00*
<a href="#">AMD Sempron 3800+</a>	360	3963	24.03	\$14.99*
<a href="#">AMD Sempron 3850 APU</a>	1,153	3129	24.23	\$47.57
<a href="#">AMD Sempron Dual Core 2100</a>	533	3787	14.04	\$37.99*
<a href="#">AMD Sempron Dual Core 2200</a>	563	3757	14.09	\$39.95*
<a href="#">AMD Sempron Dual Core 2300</a>	555	3764	13.22	\$41.99*
<a href="#">AMD Sempron LE-1100</a>	315	4023	9.02	\$34.95*

CPU Name	CPU Mark (higher is better)	Rank (lower is better)	CPU Value (higher is better)	Price (USD)
----------	--------------------------------	---------------------------	---------------------------------	----------------

CPU Benchmarks    Video Card Benchmarks    Hard Drive Benchmarks    RAM    PC Systems    Android    iOS / iPhone

<a href="#"><u>AMD Sempron LE-1250</u></a>	301	4043	3.01	\$99.99*
<a href="#"><u>AMD Sempron LE-1300</u></a>	417	3898	15.44	\$27.00*
<a href="#"><u>AMD Sempron M100</u></a>	338	3990	28.15	\$12.00*
<a href="#"><u>AMD Sempron M120</u></a>	247	4123	NA	NA
<a href="#"><u>AMD Sempron SI-40</u></a>	288	4066	24.02	\$12.00*
<a href="#"><u>AMD Sempron SI-42</u></a>	268	4093	8.93	\$29.99*
<a href="#"><u>AMD Sempron X2 180</u></a>	826	3449	11.90	\$69.40*
<a href="#"><u>AMD Sempron X2 190</u></a>	879	3393	10.53	\$83.44*
<a href="#"><u>AMD Sempron X2 198 Dual-Core</u></a>	930	3353	NA	NA
<a href="#"><u>AMD Turion 64 Mobile MK-36</u></a>	334	4000	NA	NA
<a href="#"><u>AMD Turion 64 Mobile MK-38</u></a>	362	3961	NA	NA
<a href="#"><u>AMD Turion 64 Mobile ML-28</u></a>	254	4110	NA	NA
<a href="#"><u>AMD Turion 64 Mobile ML-30</u></a>	277	4080	NA	NA
<a href="#"><u>AMD Turion 64 Mobile ML-32</u></a>	285	4069	NA	NA
<a href="#"><u>AMD Turion 64 Mobile ML-34</u></a>	277	4081	NA	NA
<a href="#"><u>AMD Turion 64 Mobile ML-37</u></a>	334	3998	12.86	\$25.99*
<a href="#"><u>AMD Turion 64 Mobile ML-40</u></a>	336	3993	NA	NA
<a href="#"><u>AMD Turion 64 Mobile ML-42</u></a>	400	3921	NA	NA
<a href="#"><u>AMD Turion 64 Mobile ML-44</u></a>	384	3944	NA	NA
<a href="#"><u>AMD Turion 64 Mobile MT-30</u></a>	246	4124	NA	NA
<a href="#"><u>AMD Turion 64 Mobile MT-32</u></a>	286	4067	NA	NA
<a href="#"><u>AMD Turion 64 Mobile MT-34</u></a>	279	4077	NA	NA
<a href="#"><u>AMD Turion 64 Mobile MT-37</u></a>	315	4024	NA	NA
<a href="#"><u>AMD Turion 64 X2 Mobile TL-50</u></a>	474	3848	24.97	\$18.99*
<a href="#"><u>AMD Turion 64 X2 Mobile TL-52</u></a>	523	3798	NA	NA
<a href="#"><u>AMD Turion 64 X2 Mobile TL-56</u></a>	451	3868	6.90	\$65.40*
<a href="#"><u>AMD Turion 64 X2 Mobile TL-58</u></a>	447	3872	NA	NA
<a href="#"><u>AMD Turion 64 X2 Mobile TL-60</u></a>	631	3675	39.56	\$15.95*
<a href="#"><u>AMD Turion 64 X2 Mobile TL-62</u></a>	756	3531	26.06	\$29.00*
<a href="#"><u>AMD Turion 64 X2 Mobile TL-64</u></a>	675	3627	17.14	\$39.39*
<a href="#"><u>AMD Turion 64 X2 Mobile TL-66</u></a>	696	3602	7.82	\$89.00*
<a href="#"><u>AMD Turion 64 X2 Mobile TL-68</u></a>	866	3408	9.62	\$90.00*

CPU Name	CPU Mark (higher is better)	Rank (lower is better)	CPU Value (higher is better)	Price (USD)
----------	--------------------------------	---------------------------	---------------------------------	----------------

CPU Benchmarks    Video Card Benchmarks    Hard Drive Benchmarks    RAM    PC Systems    Android    iOS / iPhone

<a href="#"><u>AMD Turion Dual-Core RM-72</u></a>	588	3725	NA	NA
<a href="#"><u>AMD Turion Dual-Core RM-74</u></a>	588	3725	NA	NA
<a href="#"><u>AMD Turion Dual-Core RM-75</u></a>	659	3650	30.65	\$21.49*
<a href="#"><u>AMD Turion II Dual-Core Mobile M500</u></a>	735	3557	NA	NA
<a href="#"><u>AMD Turion II Dual-Core Mobile M520</u></a>	843	3427	12.21	\$69.10*
<a href="#"><u>AMD Turion II Dual-Core Mobile M540</u></a>	912	3365	NA	NA
<a href="#"><u>AMD Turion II N530 Dual-Core</u></a>	855	3417	28.51	\$30.00*
<a href="#"><u>AMD Turion II N550 Dual-Core</u></a>	877	3396	NA	NA
<a href="#"><u>AMD Turion II Neo K625 Dual-Core</u></a>	565	3753	NA	NA
<a href="#"><u>AMD Turion II Neo K685 Dual-Core</u></a>	684	3617	NA	NA
<a href="#"><u>AMD Turion II Neo N40L Dual-Core</u></a>	602	3700	NA	NA
<a href="#"><u>AMD Turion II Neo N54L Dual-Core</u></a>	837	3440	NA	NA
<a href="#"><u>AMD Turion II P520 Dual-Core</u></a>	814	3464	NA	NA
<a href="#"><u>AMD Turion II P540 Dual-Core</u></a>	960	3321	19.21	\$49.95*
<a href="#"><u>AMD Turion II P560 Dual-Core</u></a>	889	3385	NA	NA
<a href="#"><u>AMD Turion II Ultra Dual-Core Mobile M600</u></a>	955	3328	56.97	\$16.76*
<a href="#"><u>AMD Turion II Ultra Dual-Core Mobile M620</u></a>	814	3463	NA	NA
<a href="#"><u>AMD Turion II Ultra Dual-Core Mobile M640</u></a>	1,016	3261	NA	NA
<a href="#"><u>AMD Turion II Ultra Dual-Core Mobile M660</u></a>	1,011	3268	NA	NA
<a href="#"><u>AMD Turion Neo X2 Dual Core L625</u></a>	432	3880	NA	NA
<a href="#"><u>AMD Turion X2 Dual Core L510</u></a>	603	3698	NA	NA
<a href="#"><u>AMD Turion X2 Dual Core Mobile RM-70</u></a>	497	3827	3.75	\$132.56*
<a href="#"><u>AMD Turion X2 Dual Core Mobile RM-76</u></a>	691	3607	NA	NA
<a href="#"><u>AMD Turion X2 Dual-Core Mobile RM-70</u></a>	624	3682	NA	NA
<a href="#"><u>AMD Turion X2 Dual-Core Mobile RM-72</u></a>	666	3643	2.97	\$224.26*
<a href="#"><u>AMD Turion X2 Dual-Core Mobile RM-74</u></a>	655	3652	43.83	\$14.95*
<a href="#"><u>AMD Turion X2 Dual-Core Mobile RM-75</u></a>	708	3588	NA	NA
<a href="#"><u>AMD Turion X2 Dual-Core Mobile RM-77</u></a>	635	3672	NA	NA
<a href="#"><u>AMD Turion X2 Ultra Dual-Core Mobile ZM-80</u></a>	506	3818	10.14	\$49.95*
<a href="#"><u>AMD Turion X2 Ultra Dual-Core Mobile ZM-82</u></a>	707	3590	NA	NA
<a href="#"><u>AMD Turion X2 Ultra Dual-Core Mobile ZM-84</u></a>	793	3489	15.87	\$49.95*
<a href="#"><u>AMD Turion X2 Ultra Dual-Core Mobile ZM-85</u></a>	799	3483	17.76	\$45.00*
<a href="#"><u>AMD Turion X2 Ultra Dual-Core Mobile ZM-86</u></a>	695	3604	11.39	\$61.00*

CPU Name	CPU Mark (higher is better)	Rank (lower is better)	CPU Value (higher is better)	Price (USD)
----------	--------------------------------	---------------------------	---------------------------------	----------------

CPU Benchmarks   Video Card Benchmarks   Hard Drive Benchmarks   RAM   PC Systems   Android   iOS / iPhone

<u>AMD TurionX2 Dual Core Mobile RM-72</u>	471	3851	NA	NA
<u>AMD TurionX2 Ultra DualCore Mobile ZM-85</u>	841	3430	NA	NA
<u>AMD TurionX2 Ultra DualCore Mobile ZM-87</u>	599	3703	NA	NA
<u>AMD V105</u>	184	4219	NA	NA
<u>AMD V120</u>	352	3973	NA	NA
<u>AMD V140</u>	397	3926	9.94	\$39.95*
<u>AMD V160</u>	337	3991	NA	NA
<u>AMD Z-01</u>	305	4038	NA	NA
<u>AMD Z-60 APU</u>	262	4103	NA	NA
<u>Amlogic</u>	589	3722	NA	NA
<u>Apple A8</u>	1,534	2834	NA	NA
<u>Apple A8X</u>	2,359	2326	NA	NA
<u>Apple A9</u>	2,053	2501	NA	NA
<u>Apple A9X</u>	2,502	2251	NA	NA
<u>Apple A11 Bionic</u>	4,365	1636	NA	NA
<u>Apple A12 Bionic</u>	4,868	1531	NA	NA
<u>Apple A12X Bionic</u>	10,896	823	NA	NA
<u>Apple A13 Bionic</u>	5,397	1444	NA	NA
<u>Apple A14 Bionic</u>	8,515	986	NA	NA
<u>Apple A15 Bionic</u>	10,152	868	NA	NA
<u>Apple M1 8 Core 3200 MHz</u>	14,113	669	NA	NA
<u>Apple M1 Max 10 Core 3200 MHz</u>	22,101	361	NA	NA
<u>Apple M1 Pro 8 Core 3200 MHz</u>	17,176	536	NA	NA
<u>Apple M1 Pro 10 Core 3200 MHz</u>	21,886	370	NA	NA
<u>Apple M1 Ultra 20 Core</u>	40,940	107	NA	NA
<u>Apple M2 8 Core 3500 MHz</u>	15,380	605	NA	NA
<u>Apple M2 Max 12 Core 3680 MHz</u>	26,229	261	NA	NA
<u>Apple M2 Pro 10 Core 3480 MHz</u>	21,696	375	NA	NA
<u>Apple M2 Pro 12 Core 3480 MHz</u>	26,442	256	NA	NA
<u>Apple M2 Ultra 24 Core</u>	48,773	72	NA	NA
<u>ARM - 8 Core 1766 MHz</u>	4,080	1701	NA	NA
<u>ARM - 8 Core 2424 MHz</u>	8,610	978	NA	NA

CPU Name	CPU Mark (higher is better)	Rank (lower is better)	CPU Value (higher is better)	Price (USD)
----------	--------------------------------	---------------------------	---------------------------------	----------------

CPU Benchmarks    Video Card Benchmarks    Hard Drive Benchmarks    RAM    PC Systems    Android    iOS / iPhone

<a href="#"><u>ARM ARMv7 rev 4 (v7I) 4 Core 1400 MHz</u></a>	399	3924	NA	NA
<a href="#"><u>ARM ARMv8 rev 1 (v8I) 6 Core 1510 MHz</u></a>	2,514	2246	NA	NA
<a href="#"><u>ARM Cortex-A7 2 Core 960 MHz</u></a>	102	4317	NA	NA
<a href="#"><u>ARM Cortex-A7 2 Core 996 MHz</u></a>	133	4287	NA	NA
<a href="#"><u>ARM Cortex-A7 2 Core 1080 MHz</u></a>	142	4278	NA	NA
<a href="#"><u>ARM Cortex-A7 4 Core 900 MHz</u></a>	239	4135	NA	NA
<a href="#"><u>ARM Cortex-A7 4 Core 1008 MHz</u></a>	269	4090	NA	NA
<a href="#"><u>ARM Cortex-A7 4 Core 1200 MHz</u></a>	270	4086	NA	NA
<a href="#"><u>ARM Cortex-A7 4 Core 1300 MHz</u></a>	341	3985	NA	NA
<a href="#"><u>ARM Cortex-A7 4 Core 1368 MHz</u></a>	353	3972	NA	NA
<a href="#"><u>ARM Cortex-A15 4 Core 1400 MHz</u></a>	1,228	3055	NA	NA
<a href="#"><u>ARM Cortex-A15 4 Core 1500 MHz</u></a>	1,304	2992	NA	NA
<a href="#"><u>ARM Cortex-A15 4 Core 2000 MHz</u></a>	923	3359	NA	NA
<a href="#"><u>ARM Cortex-A15 8 Core 1400 MHz</u></a>	1,160	3122	NA	NA
<a href="#"><u>ARM Cortex-A17 4 Core 1800 MHz</u></a>	732	3560	NA	NA
<a href="#"><u>ARM Cortex-A35 4 Core 1200 MHz</u></a>	329	4007	NA	NA
<a href="#"><u>ARM Cortex-A35 4 Core 1296 MHz</u></a>	334	3999	NA	NA
<a href="#"><u>ARM Cortex-A53 4 Core 1000 MHz</u></a>	248	4120	NA	NA
<a href="#"><u>ARM Cortex-A53 4 Core 1152 MHz</u></a>	343	3982	NA	NA
<a href="#"><u>ARM Cortex-A53 4 Core 1199 MHz</u></a>	410	3907	NA	NA
<a href="#"><u>ARM Cortex-A53 4 Core 1200 MHz</u></a>	286	4068	NA	NA
<a href="#"><u>ARM Cortex-A53 4 Core 1296 MHz</u></a>	426	3889	NA	NA
<a href="#"><u>ARM Cortex-A53 4 Core 1333 MHz</u></a>	207	4178	NA	NA
<a href="#"><u>ARM Cortex-A53 4 Core 1368 MHz</u></a>	322	4015	NA	NA
<a href="#"><u>ARM Cortex-A53 4 Core 1392 MHz</u></a>	397	3927	NA	NA
<a href="#"><u>ARM Cortex-A53 4 Core 1400 MHz</u></a>	310	4033	NA	NA
<a href="#"><u>ARM Cortex-A53 4 Core 1500 MHz</u></a>	457	3862	NA	NA
<a href="#"><u>ARM Cortex-A53 4 Core 1512 MHz</u></a>	438	3876	NA	NA
<a href="#"><u>ARM Cortex-A53 4 Core 1536 MHz</u></a>	208	4177	NA	NA
<a href="#"><u>ARM Cortex-A53 4 Core 1600 MHz</u></a>	400	3920	NA	NA
<a href="#"><u>ARM Cortex-A53 4 Core 1704 MHz</u></a>	552	3767	NA	NA
<a href="#"><u>ARM Cortex-A53 4 Core 1800 MHz</u></a>	482	3840	NA	NA

CPU Name	CPU Mark (higher is better)	Rank (lower is better)	CPU Value (higher is better)	Price (USD)
----------	--------------------------------	---------------------------	---------------------------------	----------------

CPU Benchmarks    Video Card Benchmarks    Hard Drive Benchmarks    RAM    PC Systems    Android    iOS / iPhone

<a href="#"><u>ARM Cortex-A53 8 Core 1512 MHz</u></a>	648	3663	NA	NA
<a href="#"><u>ARM Cortex-A55 4 Core 1800 MHz</u></a>	631	3676	NA	NA
<a href="#"><u>ARM Cortex-A55 4 Core 1992 MHz</u></a>	709	3586	NA	NA
<a href="#"><u>ARM Cortex-A55 4 Core 2100 MHz</u></a>	719	3573	NA	NA
<a href="#"><u>ARM Cortex-A55 4 Core 2124 MHz</u></a>	742	3546	NA	NA
<a href="#"><u>ARM Cortex-A57 4 Core 1479 MHz</u></a>	953	3332	NA	NA
<a href="#"><u>ARM Cortex-A57 4 Core 1734 MHz</u></a>	1,170	3113	NA	NA
<a href="#"><u>ARM Cortex-A57 4 Core 1912 MHz</u></a>	1,007	3277	NA	NA
<a href="#"><u>ARM Cortex-A57 4 Core 2014 MHz</u></a>	1,200	3083	NA	NA
<a href="#"><u>ARM Cortex-A57 4 Core 2091 MHz</u></a>	1,311	2987	NA	NA
<a href="#"><u>ARM Cortex-A57 8 Core 1500 MHz</u></a>	1,022	3252	NA	NA
<a href="#"><u>ARM Cortex-A57 8 Core 1766 MHz</u></a>	3,766	1777	NA	NA
<a href="#"><u>ARM Cortex-A72 4 Core 800 MHz</u></a>	279	4076	NA	NA
<a href="#"><u>ARM Cortex-A72 4 Core 1200 MHz</u></a>	174	4236	NA	NA
<a href="#"><u>ARM Cortex-A72 4 Core 1500 MHz</u></a>	658	3651	NA	NA
<a href="#"><u>ARM Cortex-A72 4 Core 1600 MHz</u></a>	545	3776	NA	NA
<a href="#"><u>ARM Cortex-A72 4 Core 1700 MHz</u></a>	574	3742	NA	NA
<a href="#"><u>ARM Cortex-A72 4 Core 1750 MHz</u></a>	335	3996	NA	NA
<a href="#"><u>ARM Cortex-A72 4 Core 1800 MHz</u></a>	770	3515	NA	NA
<a href="#"><u>ARM Cortex-A72 4 Core 1850 MHz</u></a>	199	4189	NA	NA
<a href="#"><u>ARM Cortex-A72 4 Core 1900 MHz</u></a>	805	3473	NA	NA
<a href="#"><u>ARM Cortex-A72 4 Core 2000 MHz</u></a>	720	3572	NA	NA
<a href="#"><u>ARM Cortex-A72 4 Core 2100 MHz</u></a>	652	3655	NA	NA
<a href="#"><u>ARM Cortex-A72 4 Core 2200 MHz</u></a>	815	3462	NA	NA
<a href="#"><u>ARM Cortex-A72 4 Core 2300 MHz</u></a>	968	3312	NA	NA
<a href="#"><u>ARM Cortex-A72 4 Core 2394 MHz</u></a>	1,254	3034	NA	NA
<a href="#"><u>ARM Cortex-A72 4 Core 2400 MHz</u></a>	1,295	2997	NA	NA
<a href="#"><u>ARM Cortex-A72 6 Core 1416 MHz</u></a>	1,046	3234	NA	NA
<a href="#"><u>ARM Cortex-A72 6 Core 1512 MHz</u></a>	1,183	3102	NA	NA
<a href="#"><u>ARM Cortex-A72 16 Core 2200 MHz</u></a>	5,470	1428	NA	NA
<a href="#"><u>ARM Cortex-A73 6 Core 1992 MHz</u></a>	1,311	2988	NA	NA
<a href="#"><u>ARM Cortex-A73 6 Core 2016 MHz</u></a>	1,428	2906	NA	NA

CPU Name	CPU Mark (higher is better)	Rank (lower is better)	CPU Value (higher is better)	Price (USD)
<a href="#">ARM D2000/8 8 Core 2000 MHz</a>	2,409	2302	NA	NA
<a href="#">ARM Falkor V1/Kryo 8 Core 1900 MHz</a>	1,652	2749	NA	NA
<a href="#">ARM Firestorm 8 Core 2064 MHz</a>	6,775	1201	NA	NA
<a href="#">ARM FT-2000/4 4 Core 2200 MHz</a>	881	3391	NA	NA
<a href="#">ARM Kryo-4XX-Gold 8 Core 1804 MHz</a>	2,531	2238	NA	NA
<a href="#">ARM Neoverse-N1 64 Core 0 MHz</a>	28,064	224	NA	NA
<a href="#">ARM Neoverse-N1 80 Core 2600 MHz</a>	18,823	478	NA	NA
<a href="#">ARM Neoverse-N1 80 Core 2800 MHz</a>	11,755	779	NA	NA
<a href="#">ARM Neoverse-N1 80 Core 3000 MHz</a>	36,400	130	NA	NA
<a href="#">ARM Neoverse-N1 128 Core 2800 MHz</a>	43,111	96	NA	NA
<a href="#">ARM Neoverse-N1 128 Core 3000 MHz</a>	46,271	83	NA	NA
<a href="#">ARM phytium FT1500a 4 Core 2000 MHz</a>	1,579	2793	NA	NA
<a href="#">ARM Phytium,D2000/8 8 Core 2000 MHz</a>	2,409	2302	NA	NA
<a href="#">ARM Phytium,D2000/8 8 Core 2300 MHz</a>	2,665	2180	NA	NA
<a href="#">ARM Phytium,D2000/8 E8C 8 Core 2300 MHz</a>	2,156	2451	NA	NA
<a href="#">ARM Phytium,FT-2000/4 8 Core 2300 MHz</a>	2,720	2158	NA	NA
<a href="#">ARM X-Gene 32 Core 3000 MHz</a>	8,202	1017	NA	NA
<a href="#">ARM X-Gene 32 Core 3300 MHz</a>	8,684	970	NA	NA
<a href="#">ASUS Tinker Board 2/2S</a>	1,771	2677	NA	NA
<a href="#">Athlon 64 Dual Core 3800+</a>	736	3554	NA	NA
<a href="#">Athlon 64 Dual Core 5000+</a>	850	3422	NA	NA
<a href="#">Athlon 64 Dual Core 5600+</a>	875	3398	NA	NA
<a href="#">Athlon Dual Core 4050e</a>	670	3639	NA	NA
<a href="#">Athlon Dual Core 4450e</a>	681	3619	NA	NA
<a href="#">Athlon Dual Core 4850e</a>	769	3519	NA	NA
<a href="#">BCM2711</a>	852	3420	NA	NA
<a href="#">BCM2835</a>	1,231	3051	NA	NA
<a href="#">Broadcom STB (Flattened Device Tree)</a>	651	3657	NA	NA
<a href="#">Celeron Dual-Core T3000 @ 1.80GHz</a>	687	3614	NA	NA
<a href="#">Celeron Dual-Core T3100 @ 1.90GHz</a>	584	3729	18.25	\$32.00
<a href="#">Celeron Dual-Core T3300 @ 2.00GHz</a>	620	3689	41.38	\$14.97*
<a href="#">Celeron Dual-Core T3500 @ 2.10GHz</a>	764	3523	NA	NA
<a href="#">CentaurHauls @2500MHz</a>	7,969	1042	NA	NA



CPU Name	CPU Mark (higher is better)	Rank (lower is better)	CPU Value (higher is better)	Price (USD)
----------	--------------------------------	---------------------------	---------------------------------	----------------

CPU Benchmarks    Video Card Benchmarks    Hard Drive Benchmarks    RAM    PC Systems    Android    iOS / iPhone

<u>Dual-Core AMD Opteron 1220 SE</u>	748	3541	NA	NA
<u>Generic DT based system</u>	594	3715	NA	NA
<u>Giada JHS558 (Android)</u>	2,022	2518	NA	NA
<u>Google GS201</u>	7,471	1093	NA	NA
<u>Google R11 BtWifi Evt1.1</u>	187	4215	NA	NA
<u>Google Tensor</u>	6,629	1218	NA	NA
<u>Hardkernel ODROID-N2Plus</u>	2,115	2468	NA	NA
<u>Haydn based on Qualcomm Technologies, Inc SM8350</u>	5,359	1450	NA	NA
<u>hi6210sft</u>	796	3485	NA	NA
<u>High Performance Datacenter v</u>	1,501	2861	NA	NA
<u>HiSilicon Kirin</u>	6,794	1195	NA	NA
<u>Hisilicon Kirin710</u>	2,417	2297	NA	NA
<u>Hisilicon Kirin810</u>	2,945	2072	NA	NA
<u>Hisilicon Kirin820</u>	3,893	1741	NA	NA
<u>Hisilicon Kirin970</u>	2,667	2178	NA	NA
<u>Hisilicon Kirin980</u>	4,322	1640	NA	NA
<u>Hisilicon Kirin985</u>	4,162	1673	NA	NA
<u>Hisilicon Kirin9000</u>	5,083	1506	NA	NA
<u>HiSilicon Kirin 659</u>	1,893	2600	NA	NA
<u>Hisilicon Kirin 930</u>	1,415	2917	NA	NA
<u>Hisilicon Kirin 935</u>	1,291	3002	NA	NA
<u>HiSilicon Kirin 950</u>	2,457	2272	NA	NA
<u>Hisilicon Kirin 955</u>	2,936	2076	NA	NA
<u>HiSilicon Kirin 960</u>	2,809	2124	NA	NA
<u>HiSilicon Kirin 970</u>	2,908	2090	NA	NA
<u>Hisilicon Kirin 990</u>	3,794	1770	NA	NA
<u>HP Hexa-Core 2.0GHz</u>	1,741	2693	3.45	\$504.27*
<u>Hygon C86 3185 8-core</u>	9,627	900	NA	NA
<u>Hygon C86 7255 16-core</u>	18,831	477	NA	NA
<u>Intel 2.80GHz</u>	341	3984	NA	NA
<u>Intel Atom 230 @ 1.60GHz</u>	203	4186	NA	NA
<u>Intel Atom 330 @ 1.60GHz</u>	356	3970	NA	NA

CPU Name	CPU Mark (higher is better)	Rank (lower is better)	CPU Value (higher is better)	Price (USD)
----------	--------------------------------	---------------------------	---------------------------------	----------------

CPU Benchmarks    Video Card Benchmarks    Hard Drive Benchmarks    RAM    PC Systems    Android    iOS / iPhone

<a href="#"><u>Intel Atom C2358 @ 1.74GHz</u></a>	578	3738	NA	NA
<a href="#"><u>Intel Atom C2538 @ 2.40GHz</u></a>	960	3320	9.23	\$104.00*
<a href="#"><u>Intel Atom C2550 @ 2.40GHz</u></a>	1,422	2914	NA	NA
<a href="#"><u>Intel Atom C2558 @ 2.40GHz</u></a>	1,424	2912	10.47	\$136.00*
<a href="#"><u>Intel Atom C2750 @ 2.40GHz</u></a>	2,778	2136	11.97	\$232.00*
<a href="#"><u>Intel Atom C2750 @ 2.41GHz</u></a>	2,174	2439	NA	NA
<a href="#"><u>Intel Atom C2758 @ 2.40GHz</u></a>	2,258	2392	10.51	\$214.86*
<a href="#"><u>Intel Atom C3338 @ 1.50GHz</u></a>	1,028	3247	NA	NA
<a href="#"><u>Intel Atom C3538 @ 2.10GHz</u></a>	1,960	2556	26.13	\$75.00*
<a href="#"><u>Intel Atom C3558 @ 2.20GHz</u></a>	2,417	2295	28.11	\$86.00*
<a href="#"><u>Intel Atom C3758 @ 2.20GHz</u></a>	4,750	1549	24.61	\$193.00*
<a href="#"><u>Intel Atom C3858 @ 2.00GHz</u></a>	4,707	1556	14.18	\$332.00*
<a href="#"><u>Intel Atom C3958 @ 2.00GHz</u></a>	4,281	1646	9.53	\$449.00*
<a href="#"><u>Intel Atom C5125</u></a>	8,631	975	28.87	\$299.00*
<a href="#"><u>Intel Atom D410 @ 1.66GHz</u></a>	177	4231	0.28	\$635.99*
<a href="#"><u>Intel Atom D425 @ 1.80GHz</u></a>	197	4195	0.20	\$992.98*
<a href="#"><u>Intel Atom D510 @ 1.66GHz</u></a>	406	3912	4.18	\$97.16*
<a href="#"><u>Intel Atom D525 @ 1.80GHz</u></a>	390	3939	NA	NA
<a href="#"><u>Intel Atom D2500 @ 1.86GHz</u></a>	233	4150	NA	NA
<a href="#"><u>Intel Atom D2550 @ 1.86GHz</u></a>	434	3878	NA	NA
<a href="#"><u>Intel Atom D2560 @ 2.00GHz</u></a>	433	3879	NA	NA
<a href="#"><u>Intel Atom D2700 @ 2.13GHz</u></a>	461	3858	NA	NA
<a href="#"><u>Intel Atom D2701 @ 2.13GHz</u></a>	511	3812	NA	NA
<a href="#"><u>Intel Atom E3805 @ 1.33GHz</u></a>	406	3911	20.31	\$20.00*
<a href="#"><u>Intel Atom E3815 @ 1.46GHz</u></a>	184	4216	1.36	\$135.00*
<a href="#"><u>Intel Atom E3825 @ 1.33GHz</u></a>	378	3949	5.37	\$70.32*
<a href="#"><u>Intel Atom E3826 @ 1.46GHz</u></a>	304	4039	NA	NA
<a href="#"><u>Intel Atom E3827 @ 1.74GHz</u></a>	460	3859	NA	NA
<a href="#"><u>Intel Atom E3840 @ 1.91GHz</u></a>	704	3593	NA	NA
<a href="#"><u>Intel Atom E3845 @ 1.91GHz</u></a>	1,058	3222	NA	NA
<a href="#"><u>Intel Atom E3900 @ 1.60GHz</u></a>	1,953	2559	NA	NA
<a href="#"><u>Intel Atom E3940 @ 1.60GHz</u></a>	1,973	2546	NA	NA

CPU Name	CPU Mark (higher is better)	Rank (lower is better)	CPU Value (higher is better)	Price (USD)
----------	--------------------------------	---------------------------	---------------------------------	----------------

CPU Benchmarks    Video Card Benchmarks    Hard Drive Benchmarks    RAM    PC Systems    Android    iOS / iPhone

<a href="#"><u>Intel Atom N280 @ 1.66GHz</u></a>	175	4234	NA	NA
<a href="#"><u>Intel Atom N435 @ 1.33GHz</u></a>	153	4265	NA	NA
<a href="#"><u>Intel Atom N450 @ 1.66GHz</u></a>	202	4187	NA	NA
<a href="#"><u>Intel Atom N455 @ 1.66GHz</u></a>	188	4211	NA	NA
<a href="#"><u>Intel Atom N470 @ 1.83GHz</u></a>	224	4161	NA	NA
<a href="#"><u>Intel Atom N475 @ 1.83GHz</u></a>	179	4227	NA	NA
<a href="#"><u>Intel Atom N550 @ 1.50GHz</u></a>	283	4070	3.29	\$86.00*
<a href="#"><u>Intel Atom N570 @ 1.66GHz</u></a>	323	4013	3.76	\$86.00*
<a href="#"><u>Intel Atom N2100 @ 1.60GHz</u></a>	188	4212	NA	NA
<a href="#"><u>Intel Atom N2600 @ 1.60GHz</u></a>	323	4014	NA	NA
<a href="#"><u>Intel Atom N2800 @ 1.86GHz</u></a>	438	3877	NA	NA
<a href="#"><u>Intel Atom S1260 @ 2.00GHz</u></a>	526	3794	8.22	\$64.00*
<a href="#"><u>Intel Atom T5700 @ 1.70GHz</u></a>	2,363	2323	NA	NA
<a href="#"><u>Intel Atom x5-E3930 @ 1.30GHz</u></a>	928	3356	NA	NA
<a href="#"><u>Intel Atom x5-E8000 @ 1.04GHz</u></a>	1,008	3276	NA	NA
<a href="#"><u>Intel Atom x5-Z8300 @ 1.44GHz</u></a>	812	3466	6.10	\$132.99*
<a href="#"><u>Intel Atom x5-Z8330 @ 1.44GHz</u></a>	810	3467	NA	NA
<a href="#"><u>Intel Atom x5-Z8350 @ 1.44GHz</u></a>	901	3374	42.91	\$21.00*
<a href="#"><u>Intel Atom x5-Z8500 @ 1.44GHz</u></a>	1,237	3047	19.78	\$62.57*
<a href="#"><u>Intel Atom x5-Z8550 @ 1.44GHz</u></a>	1,183	3101	NA	NA
<a href="#"><u>Intel Atom x7-Z8700 @ 1.60GHz</u></a>	1,342	2963	18.22	\$73.63*
<a href="#"><u>Intel Atom x7-Z8750 @ 1.60GHz</u></a>	1,335	2969	NA	NA
<a href="#"><u>Intel Atom x6211E @ 1.20GHz</u></a>	1,695	2720	48.43	\$35.00*
<a href="#"><u>Intel Atom x6211E @ 1.30GHz</u></a>	1,833	2637	52.36	\$35.00*
<a href="#"><u>Intel Atom x6214RE @ 1.40GHz</u></a>	1,177	3110	NA	NA
<a href="#"><u>Intel Atom x6413E @ 1.50GHz</u></a>	4,072	1706	94.70	\$43.00*
<a href="#"><u>Intel Atom x6414RE @ 1.50GHz</u></a>	2,311	2355	42.02	\$55.00*
<a href="#"><u>Intel Atom x6425E @ 2.00GHz</u></a>	3,934	1731	70.25	\$56.00*
<a href="#"><u>Intel Atom x6425RE @ 1.90GHz</u></a>	2,935	2078	49.75	\$59.00*
<a href="#"><u>Intel Atom Z520 @ 1.33GHz</u></a>	122	4301	NA	NA
<a href="#"><u>Intel Atom Z530 @ 1.60GHz</u></a>	183	4222	NA	NA
<a href="#"><u>Intel Atom Z670 @ 1.50GHz</u></a>	158	4255	NA	NA

CPU Name	CPU Mark (higher is better)	Rank (lower is better)	CPU Value (higher is better)	Price (USD)
<a href="#">Intel Atom Z3560 @ 1.00GHz</a>	749	3538	NA	NA
<a href="#">Intel Atom Z3560 @ 1.83GHz</a>	690	3609	NA	NA
<a href="#">Intel Atom Z3580 @ 1.33GHz</a>	837	3439	NA	NA
<a href="#">Intel Atom Z3735D @ 1.33GHz</a>	761	3526	NA	NA
<a href="#">Intel Atom Z3735E @ 1.33GHz</a>	557	3763	4.76	\$117.00*
<a href="#">Intel Atom Z3735F @ 1.33GHz</a>	542	3778	1.08	\$500.00*
<a href="#">Intel Atom Z3735G @ 1.33GHz</a>	772	3513	NA	NA
<a href="#">Intel Atom Z3736F @ 1.33GHz</a>	503	3820	NA	NA
<a href="#">Intel Atom Z3740 @ 1.33GHz</a>	634	3674	NA	NA
<a href="#">Intel Atom Z3740D @ 1.33GHz</a>	614	3692	NA	NA
<a href="#">Intel Atom Z3745 @ 1.33GHz</a>	621	3687	20.72	\$30.00*
<a href="#">Intel Atom Z3745D @ 1.33GHz</a>	599	3706	NA	NA
<a href="#">Intel Atom Z3770 @ 1.46GHz</a>	739	3548	4.95	\$149.44*
<a href="#">Intel Atom Z3770D @ 1.49GHz</a>	488	3834	NA	NA
<a href="#">Intel Atom Z3775 @ 1.46GHz</a>	703	3594	1.41	\$500.00*
<a href="#">Intel Atom Z3775D @ 1.49GHz</a>	794	3488	NA	NA
<a href="#">Intel Atom Z3795 @ 1.60GHz</a>	1,197	3086	NA	NA
<a href="#">Intel CC150 @ 3.50GHz</a>	11,745	780	NA	NA
<a href="#">Intel Celeron 1.70GHz</a>	101	4319	NA	NA
<a href="#">Intel Celeron 1.80GHz</a>	96	4322	NA	NA
<a href="#">Intel Celeron 2.00GHz</a>	125	4297	NA	NA
<a href="#">Intel Celeron 2.13GHz</a>	166	4243	NA	NA
<a href="#">Intel Celeron 2.20GHz</a>	139	4283	NA	NA
<a href="#">Intel Celeron 2.26GHz</a>	182	4225	NA	NA
<a href="#">Intel Celeron 2.30GHz</a>	148	4271	NA	NA
<a href="#">Intel Celeron 2.40GHz</a>	143	4277	NA	NA
<a href="#">Intel Celeron 2.50GHz</a>	164	4246	NA	NA
<a href="#">Intel Celeron 2.53GHz</a>	222	4162	NA	NA
<a href="#">Intel Celeron 2.60GHz</a>	143	4276	NA	NA
<a href="#">Intel Celeron 2.66GHz</a>	154	4263	NA	NA
<a href="#">Intel Celeron 2.70GHz</a>	159	4253	NA	NA
<a href="#">Intel Celeron 2.80GHz</a>	190	4210	NA	NA

CPU Benchmarks

Video Card Benchmarks

Hard Drive Benchmarks

RAM

PC Systems

Android

iOS / iPhone

CPU Name	CPU Mark (higher is better)	Rank (lower is better)	CPU Value (higher is better)	Price (USD)
----------	--------------------------------	---------------------------	---------------------------------	----------------

CPU Benchmarks    Video Card Benchmarks    Hard Drive Benchmarks    RAM    PC Systems    Android    iOS / iPhone

<a href="#"><u>Intel Celeron 3.20GHz</u></a>	267	4097	NA	NA
<a href="#"><u>Intel Celeron 3.33GHz</u></a>	263	4101	NA	NA
<a href="#"><u>Intel Celeron 215 @ 1.33GHz</u></a>	174	4237	NA	NA
<a href="#"><u>Intel Celeron 220 @ 1.20GHz</u></a>	209	4175	NA	NA
<a href="#"><u>Intel Celeron 420 @ 1.60GHz</u></a>	235	4145	4.71	\$49.95
<a href="#"><u>Intel Celeron 430 @ 1.80GHz</u></a>	280	4075	9.34	\$29.99
<a href="#"><u>Intel Celeron 440 @ 2.00GHz</u></a>	368	3958	10.53	\$34.99
<a href="#"><u>Intel Celeron 450 @ 2.20GHz</u></a>	415	3903	1.39	\$299.00*
<a href="#"><u>Intel Celeron 530 @ 1.73GHz</u></a>	268	4092	20.62	\$13.00
<a href="#"><u>Intel Celeron 540 @ 1.86GHz</u></a>	314	4028	14.98	\$20.95
<a href="#"><u>Intel Celeron 550 @ 2.00GHz</u></a>	319	4019	5.80	\$54.95*
<a href="#"><u>Intel Celeron 560 @ 2.13GHz</u></a>	339	3988	4.84	\$69.95
<a href="#"><u>Intel Celeron 570 @ 2.26GHz</u></a>	344	3981	NA	NA
<a href="#"><u>Intel Celeron 723 @ 1.20GHz</u></a>	213	4172	NA	NA
<a href="#"><u>Intel Celeron 743 @ 1.30GHz</u></a>	268	4094	NA	NA
<a href="#"><u>Intel Celeron 807 @ 1.50GHz</u></a>	392	3937	NA	NA
<a href="#"><u>Intel Celeron 807UE @ 1.00GHz</u></a>	241	4132	NA	NA
<a href="#"><u>Intel Celeron 827E @ 1.40GHz</u></a>	371	3956	NA	NA
<a href="#"><u>Intel Celeron 847 @ 1.10GHz</u></a>	481	3841	1.53	\$315.00*
<a href="#"><u>Intel Celeron 847E @ 1.10GHz</u></a>	584	3730	NA	NA
<a href="#"><u>Intel Celeron 857 @ 1.20GHz</u></a>	569	3748	NA	NA
<a href="#"><u>Intel Celeron 867 @ 1.30GHz</u></a>	562	3759	10.08	\$55.69*
<a href="#"><u>Intel Celeron 877 @ 1.40GHz</u></a>	675	3628	NA	NA
<a href="#"><u>Intel Celeron 887 @ 1.50GHz</u></a>	754	3533	NA	NA
<a href="#"><u>Intel Celeron 900 @ 2.20GHz</u></a>	397	3928	20.90	\$18.99
<a href="#"><u>Intel Celeron 925 @ 2.30GHz</u></a>	477	3845	NA	NA
<a href="#"><u>Intel Celeron 1000M @ 1.80GHz</u></a>	1,070	3207	NA	NA
<a href="#"><u>Intel Celeron 1000MHz</u></a>	139	4281	NA	NA
<a href="#"><u>Intel Celeron 1005M @ 1.90GHz</u></a>	1,081	3198	NA	NA
<a href="#"><u>Intel Celeron 1007U @ 1.50GHz</u></a>	830	3445	4.48	\$184.99*
<a href="#"><u>Intel Celeron 1017U @ 1.60GHz</u></a>	891	3383	NA	NA
<a href="#"><u>Intel Celeron 1019Y @ 1.00GHz</u></a>	576	3741	NA	NA

CPU Name	CPU Mark (higher is better)	Rank (lower is better)	CPU Value (higher is better)	Price (USD)
----------	--------------------------------	---------------------------	---------------------------------	----------------

CPU Benchmarks    Video Card Benchmarks    Hard Drive Benchmarks    RAM    PC Systems    Android    iOS / iPhone

<a href="#"><u>Intel Celeron 1020M @ 2.10GHz</u></a>	950	3336	NA	NA
<a href="#"><u>Intel Celeron 1037U @ 1.80GHz</u></a>	950	3336	NA	NA
<a href="#"><u>Intel Celeron 1047UE @ 1.40GHz</u></a>	748	3539	NA	NA
<a href="#"><u>Intel Celeron 1100MHz</u></a>	113	4313	7.55	\$15.00*
<a href="#"><u>Intel Celeron 1200MHz</u></a>	159	4254	NA	NA
<a href="#"><u>Intel Celeron 2000E @ 2.20GHz</u></a>	1,607	2775	NA	NA
<a href="#"><u>Intel Celeron 2002E @ 1.50GHz</u></a>	1,091	3187	12.68	\$86.00*
<a href="#"><u>Intel Celeron 2950M @ 2.00GHz</u></a>	1,264	3028	NA	NA
<a href="#"><u>Intel Celeron 2955U @ 1.40GHz</u></a>	892	3381	NA	NA
<a href="#"><u>Intel Celeron 2957U @ 1.40GHz</u></a>	851	3421	NA	NA
<a href="#"><u>Intel Celeron 2961Y @ 1.10GHz</u></a>	732	3559	NA	NA
<a href="#"><u>Intel Celeron 2970M @ 2.20GHz</u></a>	1,501	2862	NA	NA
<a href="#"><u>Intel Celeron 2980U @ 1.60GHz</u></a>	1,056	3228	NA	NA
<a href="#"><u>Intel Celeron 2981U @ 1.60GHz</u></a>	991	3289	NA	NA
<a href="#"><u>Intel Celeron 3205U @ 1.50GHz</u></a>	941	3343	3.28	\$287.04*
<a href="#"><u>Intel Celeron 3215U @ 1.70GHz</u></a>	1,147	3137	NA	NA
<a href="#"><u>Intel Celeron 3755U @ 1.70GHz</u></a>	1,182	3103	NA	NA
<a href="#"><u>Intel Celeron 3765U @ 1.90GHz</u></a>	1,252	3038	NA	NA
<a href="#"><u>Intel Celeron 3855U @ 1.60GHz</u></a>	1,266	3024	NA	NA
<a href="#"><u>Intel Celeron 3865U @ 1.80GHz</u></a>	1,297	2994	NA	NA
<a href="#"><u>Intel Celeron 3867U @ 1.80GHz</u></a>	1,483	2872	13.86	\$107.00*
<a href="#"><u>Intel Celeron 3955U @ 2.00GHz</u></a>	1,490	2868	NA	NA
<a href="#"><u>Intel Celeron 3965U @ 2.20GHz</u></a>	1,735	2695	16.22	\$107.00*
<a href="#"><u>Intel Celeron 3965Y @ 1.50GHz</u></a>	1,179	3107	11.02	\$107.00*
<a href="#"><u>Intel Celeron 4205U @ 1.80GHz</u></a>	1,347	2961	12.59	\$107.00*
<a href="#"><u>Intel Celeron 4305U @ 2.20GHz</u></a>	1,807	2650	16.89	\$107.00*
<a href="#"><u>Intel Celeron 4305UE @ 2.00GHz</u></a>	1,699	2719	NA	NA
<a href="#"><u>Intel Celeron 5205U @ 1.90GHz</u></a>	1,460	2881	13.65	\$107.00*
<a href="#"><u>Intel Celeron 6305 @ 1.80GHz</u></a>	2,075	2484	NA	NA
<a href="#"><u>Intel Celeron 6305E @ 1.80GHz</u></a>	1,946	2565	18.19	\$107.00*
<a href="#"><u>Intel Celeron 6600HE @ 2.60GHz</u></a>	3,286	1930	27.85	\$118.00*
<a href="#"><u>Intel Celeron 7305</u></a>	2,189	2434	20.46	\$107.00*
<a href="#"><u>Intel Celeron @ 1.30GHz</u></a>	548	3770	NA	NA

CPU Name	CPU Mark (higher is better)	Rank (lower is better)	CPU Value (higher is better)	Price (USD)
----------	--------------------------------	---------------------------	---------------------------------	----------------

CPU Benchmarks    Video Card Benchmarks    Hard Drive Benchmarks    RAM    PC Systems    Android    iOS / iPhone

<a href="#"><u>Intel Celeron B810 @ 1.60GHz</u></a>	775	3510	9.69	\$79.95*
<a href="#"><u>Intel Celeron B815 @ 1.60GHz</u></a>	723	3567	NA	NA
<a href="#"><u>Intel Celeron B820 @ 1.70GHz</u></a>	800	3481	27.33	\$29.29*
<a href="#"><u>Intel Celeron B830 @ 1.80GHz</u></a>	817	3460	16.33	\$49.99*
<a href="#"><u>Intel Celeron B840 @ 1.90GHz</u></a>	1,015	3263	NA	NA
<a href="#"><u>Intel Celeron D 347 @ 3.06GHz</u></a>	232	4151	NA	NA
<a href="#"><u>Intel Celeron D 352 @ 3.20GHz</u></a>	283	4071	NA	NA
<a href="#"><u>Intel Celeron D 356 @ 3.33GHz</u></a>	251	4117	NA	NA
<a href="#"><u>Intel Celeron D 360 @ 3.46GHz</u></a>	372	3954	NA	NA
<a href="#"><u>Intel Celeron D 420 @ 1.60GHz</u></a>	313	4029	NA	NA
<a href="#"><u>Intel Celeron E1200 @ 1.60GHz</u></a>	551	3768	5.51	\$99.95*
<a href="#"><u>Intel Celeron E1400 @ 2.00GHz</u></a>	671	3636	8.39	\$79.95
<a href="#"><u>Intel Celeron E1500 @ 2.20GHz</u></a>	626	3681	31.86	\$19.65*
<a href="#"><u>Intel Celeron E1600 @ 2.40GHz</u></a>	840	3432	NA	NA
<a href="#"><u>Intel Celeron E3200 @ 2.40GHz</u></a>	839	3434	41.96	\$19.99*
<a href="#"><u>Intel Celeron E3300 @ 2.50GHz</u></a>	822	3455	12.69	\$64.78
<a href="#"><u>Intel Celeron E3400 @ 2.60GHz</u></a>	844	3426	42.20	\$19.99
<a href="#"><u>Intel Celeron E3500 @ 2.70GHz</u></a>	935	3347	62.36	\$15.00
<a href="#"><u>Intel Celeron G440 @ 1.60GHz</u></a>	425	3890	4.25	\$100.00
<a href="#"><u>Intel Celeron G460 @ 1.80GHz</u></a>	469	3852	8.85	\$52.99
<a href="#"><u>Intel Celeron G465 @ 1.90GHz</u></a>	547	3772	14.81	\$36.98*
<a href="#"><u>Intel Celeron G470 @ 2.00GHz</u></a>	599	3705	17.03	\$35.15*
<a href="#"><u>Intel Celeron G530 @ 2.40GHz</u></a>	1,108	3173	13.86	\$79.99
<a href="#"><u>Intel Celeron G530T @ 2.00GHz</u></a>	1,056	3227	62.15	\$16.99*
<a href="#"><u>Intel Celeron G540 @ 2.50GHz</u></a>	1,164	3118	105.53	\$11.03*
<a href="#"><u>Intel Celeron G540T @ 2.10GHz</u></a>	1,137	3147	NA	NA
<a href="#"><u>Intel Celeron G550 @ 2.60GHz</u></a>	1,224	3062	24.98	\$49.00
<a href="#"><u>Intel Celeron G550T @ 2.20GHz</u></a>	1,102	3178	NA	NA
<a href="#"><u>Intel Celeron G555 @ 2.70GHz</u></a>	1,268	3023	16.91	\$75.00
<a href="#"><u>Intel Celeron G1101 @ 2.27GHz</u></a>	1,086	3194	54.92	\$19.77*
<a href="#"><u>Intel Celeron G1610 @ 2.60GHz</u></a>	1,517	2851	40.99	\$37.00
<a href="#"><u>Intel Celeron G1610T @ 2.30GHz</u></a>	1,373	2946	91.63	\$14.98*

CPU Name	CPU Mark (higher is better)	Rank (lower is better)	CPU Value (higher is better)	Price (USD)
----------	--------------------------------	---------------------------	---------------------------------	----------------

CPU Benchmarks    Video Card Benchmarks    Hard Drive Benchmarks    RAM    PC Systems    Android    iOS / iPhone

<a href="#"><u>Intel Celeron G1630 @ 2.80GHz</u></a>	1,707	2715	15.53	\$109.95
<a href="#"><u>Intel Celeron G1820 @ 2.70GHz</u></a>	1,691	2722	37.68	\$44.88
<a href="#"><u>Intel Celeron G1820T @ 2.40GHz</u></a>	1,614	2768	38.43	\$42.00*
<a href="#"><u>Intel Celeron G1820TE @ 2.20GHz</u></a>	1,115	3167	NA	NA
<a href="#"><u>Intel Celeron G1830 @ 2.80GHz</u></a>	1,560	2807	21.37	\$73.00
<a href="#"><u>Intel Celeron G1840 @ 2.80GHz</u></a>	1,761	2688	35.76	\$49.25
<a href="#"><u>Intel Celeron G1840T @ 2.50GHz</u></a>	1,576	2795	NA	NA
<a href="#"><u>Intel Celeron G1850 @ 2.90GHz</u></a>	1,899	2598	32.18	\$59.00
<a href="#"><u>Intel Celeron G3900 @ 2.80GHz</u></a>	2,172	2442	135.81	\$15.99
<a href="#"><u>Intel Celeron G3900E @ 2.40GHz</u></a>	2,034	2508	19.01	\$107.00*
<a href="#"><u>Intel Celeron G3900T @ 2.60GHz</u></a>	2,081	2480	18.50	\$112.46*
<a href="#"><u>Intel Celeron G3900TE @ 2.30GHz</u></a>	1,850	2624	30.86	\$59.95*
<a href="#"><u>Intel Celeron G3920 @ 2.90GHz</u></a>	2,346	2336	2.16	\$1,083.82
<a href="#"><u>Intel Celeron G3930 @ 2.90GHz</u></a>	2,242	2404	82.43	\$27.20
<a href="#"><u>Intel Celeron G3930T @ 2.70GHz</u></a>	2,051	2505	120.73	\$16.99
<a href="#"><u>Intel Celeron G3930TE @ 2.70GHz</u></a>	2,218	2418	52.82	\$42.00*
<a href="#"><u>Intel Celeron G3950 @ 3.00GHz</u></a>	2,412	2298	16.87	\$143.00*
<a href="#"><u>Intel Celeron G4900 @ 3.10GHz</u></a>	2,435	2285	74.61	\$32.63
<a href="#"><u>Intel Celeron G4900T @ 2.90GHz</u></a>	2,254	2396	32.69	\$68.95
<a href="#"><u>Intel Celeron G4920 @ 3.20GHz</u></a>	2,471	2267	57.24	\$43.17
<a href="#"><u>Intel Celeron G4930 @ 3.20GHz</u></a>	2,575	2219	40.17	\$64.10
<a href="#"><u>Intel Celeron G4930T @ 3.00GHz</u></a>	2,284	2378	54.38	\$42.00*
<a href="#"><u>Intel Celeron G4950 @ 3.30GHz</u></a>	2,714	2161	22.62	\$119.99*
<a href="#"><u>Intel Celeron G5900 @ 3.40GHz</u></a>	2,696	2165	62.71	\$43.00
<a href="#"><u>Intel Celeron G5900T @ 3.20GHz</u></a>	2,620	2196	62.39	\$42.00*
<a href="#"><u>Intel Celeron G5905 @ 3.50GHz</u></a>	2,801	2126	96.95	\$28.89
<a href="#"><u>Intel Celeron G5905T @ 3.30GHz</u></a>	2,070	2490	49.28	\$42.00*
<a href="#"><u>Intel Celeron G5920 @ 3.50GHz</u></a>	2,482	2262	62.19	\$39.91
<a href="#"><u>Intel Celeron G5925 @ 3.60GHz</u></a>	2,727	2153	60.78	\$44.87
<a href="#"><u>Intel Celeron G6900</u></a>	4,517	1594	56.53	\$79.90
<a href="#"><u>Intel Celeron G6900T</u></a>	4,003	1721	95.32	\$42.00*
<a href="#"><u>Intel Celeron J1750 @ 2.41GHz</u></a>	595	3712	NA	NA



CPU Name	CPU Mark (higher is better)	Rank (lower is better)	CPU Value (higher is better)	Price (USD)
----------	--------------------------------	---------------------------	---------------------------------	----------------

CPU Benchmarks    Video Card Benchmarks    Hard Drive Benchmarks    RAM    PC Systems    Android    iOS / iPhone

<a href="#"><u>Intel Celeron J1900 @ 1.99GHz</u></a>	1,151	3131	NA	NA
<a href="#"><u>Intel Celeron J3060 @ 1.60GHz</u></a>	677	3624	NA	NA
<a href="#"><u>Intel Celeron J3160 @ 1.60GHz</u></a>	1,266	3025	NA	NA
<a href="#"><u>Intel Celeron J3355 @ 2.00GHz</u></a>	1,189	3093	NA	NA
<a href="#"><u>Intel Celeron J3455 @ 1.50GHz</u></a>	2,254	2395	6.46	\$349.00*
<a href="#"><u>Intel Celeron J3455E @ 1.50GHz</u></a>	2,193	2429	NA	NA
<a href="#"><u>Intel Celeron J4005 @ 2.00GHz</u></a>	1,594	2785	9.45	\$168.75*
<a href="#"><u>Intel Celeron J4025 @ 2.00GHz</u></a>	1,727	2703	NA	NA
<a href="#"><u>Intel Celeron J4105 @ 1.50GHz</u></a>	2,914	2086	27.23	\$107.00*
<a href="#"><u>Intel Celeron J4115 @ 1.80GHz</u></a>	2,675	2175	NA	NA
<a href="#"><u>Intel Celeron J4125 @ 2.00GHz</u></a>	2,982	2054	NA	NA
<a href="#"><u>Intel Celeron J6412 @ 2.00GHz</u></a>	3,884	1745	71.92	\$54.00*
<a href="#"><u>Intel Celeron J6413 @ 1.80GHz</u></a>	4,269	1648	NA	NA
<a href="#"><u>Intel Celeron M 1.00GHz</u></a>	149	4270	10.65	\$13.99
<a href="#"><u>Intel Celeron M 1.30GHz</u></a>	205	4181	NA	NA
<a href="#"><u>Intel Celeron M 1.50GHz</u></a>	216	4168	NA	NA
<a href="#"><u>Intel Celeron M 1.60GHz</u></a>	190	4209	NA	NA
<a href="#"><u>Intel Celeron M 1.70GHz</u></a>	252	4113	NA	NA
<a href="#"><u>Intel Celeron M 360 1.40GHz</u></a>	221	4164	NA	NA
<a href="#"><u>Intel Celeron M 410 @ 1.46GHz</u></a>	123	4299	NA	NA
<a href="#"><u>Intel Celeron M 420 @ 1.60GHz</u></a>	139	4282	NA	NA
<a href="#"><u>Intel Celeron M 430 @ 1.73GHz</u></a>	169	4240	NA	NA
<a href="#"><u>Intel Celeron M 440 @ 1.86GHz</u></a>	169	4239	NA	NA
<a href="#"><u>Intel Celeron M 443 @ 1.20GHz</u></a>	125	4296	NA	NA
<a href="#"><u>Intel Celeron M 450 @ 2.00GHz</u></a>	230	4156	NA	NA
<a href="#"><u>Intel Celeron M 520 @ 1.60GHz</u></a>	215	4169	NA	NA
<a href="#"><u>Intel Celeron M 530 @ 1.73GHz</u></a>	291	4063	NA	NA
<a href="#"><u>Intel Celeron M 723 @ 1.20GHz</u></a>	267	4098	NA	NA
<a href="#"><u>Intel Celeron M 900MHz</u></a>	123	4300	NA	NA
<a href="#"><u>Intel Celeron M 1300MHz</u></a>	197	4193	NA	NA
<a href="#"><u>Intel Celeron M 1500MHz</u></a>	217	4167	NA	NA
<a href="#"><u>Intel Celeron N2805 @ 1.46GHz</u></a>	335	3997	NA	NA

CPU Name	CPU Mark (higher is better)	Rank (lower is better)	CPU Value (higher is better)	Price (USD)
----------	--------------------------------	---------------------------	---------------------------------	----------------

CPU Benchmarks    Video Card Benchmarks    Hard Drive Benchmarks    RAM    PC Systems    Android    iOS / iPhone

<a href="#">Intel Celeron N2807 @ 1.58GHz</a>	516	3806	NA	NA
<a href="#">Intel Celeron N2808 @ 1.58GHz</a>	516	3806	NA	NA
<a href="#">Intel Celeron N2810 @ 2.00GHz</a>	420	3896	3.00	\$139.99*
<a href="#">Intel Celeron N2815 @ 1.86GHz</a>	499	3822	NA	NA
<a href="#">Intel Celeron N2820 @ 2.13GHz</a>	495	3829	2.20	\$225.00*
<a href="#">Intel Celeron N2830 @ 2.16GHz</a>	553	3765	3.69	\$149.99*
<a href="#">Intel Celeron N2840 @ 2.16GHz</a>	587	3726	NA	NA
<a href="#">Intel Celeron N2910 @ 1.60GHz</a>	773	3512	NA	NA
<a href="#">Intel Celeron N2920 @ 1.86GHz</a>	943	3338	NA	NA
<a href="#">Intel Celeron N2930 @ 1.83GHz</a>	1,000	3286	NA	NA
<a href="#">Intel Celeron N2940 @ 1.83GHz</a>	1,045	3235	NA	NA
<a href="#">Intel Celeron N3000 @ 1.04GHz</a>	608	3695	NA	NA
<a href="#">Intel Celeron N3010 @ 1.04GHz</a>	612	3693	NA	NA
<a href="#">Intel Celeron N3050 @ 1.60GHz</a>	590	3721	3.47	\$170.00*
<a href="#">Intel Celeron N3060 @ 1.60GHz</a>	654	3653	2.32	\$282.00*
<a href="#">Intel Celeron N3150 @ 1.60GHz</a>	1,207	3078	NA	NA
<a href="#">Intel Celeron N3160 @ 1.60GHz</a>	1,168	3115	3.35	\$349.00*
<a href="#">Intel Celeron N3350 @ 1.10GHz</a>	1,113	3169	4.04	\$275.49*
<a href="#">Intel Celeron N3450 @ 1.10GHz</a>	1,979	2541	10.69	\$185.08*
<a href="#">Intel Celeron N4000 @ 1.10GHz</a>	1,422	2915	13.29	\$107.00*
<a href="#">Intel Celeron N4000C @ 1.10GHz</a>	1,403	2927	NA	NA
<a href="#">Intel Celeron N4020 @ 1.10GHz</a>	1,571	2801	NA	NA
<a href="#">Intel Celeron N4020C @ 1.10GHz</a>	1,535	2833	NA	NA
<a href="#">Intel Celeron N4100 @ 1.10GHz</a>	2,441	2282	22.81	\$107.00*
<a href="#">Intel Celeron N4120 @ 1.10GHz</a>	2,545	2231	NA	NA
<a href="#">Intel Celeron N4500 @ 1.10GHz</a>	2,014	2521	NA	NA
<a href="#">Intel Celeron N4505 @ 2.00GHz</a>	2,390	2309	NA	NA
<a href="#">Intel Celeron N5095 @ 2.00GHz</a>	4,123	1687	NA	NA
<a href="#">Intel Celeron N5095A @ 2.00GHz</a>	4,213	1666	NA	NA
<a href="#">Intel Celeron N5100 @ 1.10GHz</a>	3,351	1902	NA	NA
<a href="#">Intel Celeron N5105 @ 2.00GHz</a>	4,074	1704	13.63	\$299.00*
<a href="#">Intel Celeron N6210 @ 1.20GHz</a>	1,788	2665	33.10	\$54.00*
<a href="#">Intel Celeron N6211 @ 1.20GHz</a>	2,245	2403	41.57	\$54.00*

CPU Name	CPU Mark (higher is better)	Rank (lower is better)	CPU Value (higher is better)	Price (USD)
<a href="#">Intel Celeron P4600 @ 2.00GHz</a>	870	3401	NA	NA
<a href="#">Intel Celeron SU2300 @ 1.20GHz</a>	460	3860	NA	NA
<a href="#">Intel Celeron T1600 @ 1.66GHz</a>	562	3758	28.09	\$19.99*
<a href="#">Intel Celeron U1900 @ 1.99GHz</a>	1,028	3248	NA	NA
<a href="#">Intel Celeron U3400 @ 1.07GHz</a>	516	3807	NA	NA
<a href="#">Intel Celeron U3600 @ 1.20GHz</a>	579	3736	NA	NA
<a href="#">Intel Core2 Duo E4300 @ 1.80GHz</a>	564	3756	13.26	\$42.50*
<a href="#">Intel Core2 Duo E4400 @ 2.00GHz</a>	650	3659	15.29	\$42.50*
<a href="#">Intel Core2 Duo E4500 @ 2.20GHz</a>	737	3551	67.00	\$11.00*
<a href="#">Intel Core2 Duo E4600 @ 2.40GHz</a>	854	3419	5.41	\$157.95*
<a href="#">Intel Core2 Duo E4700 @ 2.60GHz</a>	862	3410	31.94	\$26.99*
<a href="#">Intel Core2 Duo E6300 @ 1.86GHz</a>	615	3691	4.82	\$127.61*
<a href="#">Intel Core2 Duo E6320 @ 1.86GHz</a>	717	3576	17.94	\$39.99*
<a href="#">Intel Core2 Duo E6400 @ 2.13GHz</a>	735	3556	24.56	\$29.94*
<a href="#">Intel Core2 Duo E6420 @ 2.13GHz</a>	741	3547	18.53	\$39.99*
<a href="#">Intel Core2 Duo E6540 @ 2.33GHz</a>	808	3469	NA	NA
<a href="#">Intel Core2 Duo E6550 @ 2.33GHz</a>	885	3389	66.56	\$13.30*
<a href="#">Intel Core2 Duo E6600 @ 2.40GHz</a>	933	3350	4.96	\$188.08
<a href="#">Intel Core2 Duo E6700 @ 2.66GHz</a>	987	3293	32.92	\$29.99*
<a href="#">Intel Core2 Duo E6750 @ 2.66GHz</a>	1,003	3283	97.40	\$10.30*
<a href="#">Intel Core2 Duo E6850 @ 3.00GHz</a>	1,118	3160	21.84	\$51.20*
<a href="#">Intel Core2 Duo E7200 @ 2.53GHz</a>	975	3306	20.74	\$47.00*
<a href="#">Intel Core2 Duo E7300 @ 2.66GHz</a>	955	3327	19.12	\$49.96
<a href="#">Intel Core2 Duo E7400 @ 2.80GHz</a>	1,009	3275	20.59	\$48.99*
<a href="#">Intel Core2 Duo E7500 @ 2.93GHz</a>	1,116	3166	11.20	\$99.63*
<a href="#">Intel Core2 Duo E7600 @ 3.06GHz</a>	1,148	3134	9.57	\$119.95*
<a href="#">Intel Core2 Duo E8135 @ 2.40GHz</a>	973	3307	NA	NA
<a href="#">Intel Core2 Duo E8135 @ 2.66GHz</a>	1,112	3171	NA	NA
<a href="#">Intel Core2 Duo E8200 @ 2.66GHz</a>	1,081	3199	14.22	\$75.99*
<a href="#">Intel Core2 Duo E8235 @ 2.80GHz</a>	1,053	3230	NA	NA
<a href="#">Intel Core2 Duo E8290 @ 2.83GHz</a>	1,408	2923	NA	NA
<a href="#">Intel Core2 Duo E8300 @ 2.83GHz</a>	983	3298	49.19	\$19.99*

[CPU Benchmarks](#)

[Video Card Benchmarks](#)

[Hard Drive Benchmarks](#)

[RAM](#)

[PC Systems](#)

[Android](#)

[iOS / iPhone](#)

CPU Name	CPU Mark (higher is better)	Rank (lower is better)	CPU Value (higher is better)	Price (USD)
----------	--------------------------------	---------------------------	---------------------------------	----------------

CPU Benchmarks    Video Card Benchmarks    Hard Drive Benchmarks    RAM    PC Systems    Android    iOS / iPhone

<a href="#"><u>Intel Core2 Duo E8400 @ 3.00GHz</u></a>	1,188	3095	15.43	\$76.99*
<a href="#"><u>Intel Core2 Duo E8435 @ 3.06GHz</u></a>	1,057	3225	17.61	\$59.99*
<a href="#"><u>Intel Core2 Duo E8500 @ 3.16GHz</u></a>	1,243	3043	29.81	\$41.69*
<a href="#"><u>Intel Core2 Duo E8600 @ 3.33GHz</u></a>	1,373	2945	17.96	\$76.46*
<a href="#"><u>Intel Core2 Duo L7100 @ 1.20GHz</u></a>	467	3855	NA	NA
<a href="#"><u>Intel Core2 Duo L7300 @ 1.40GHz</u></a>	513	3810	NA	NA
<a href="#"><u>Intel Core2 Duo L7400 @ 1.50GHz</u></a>	516	3808	NA	NA
<a href="#"><u>Intel Core2 Duo L7500 @ 1.60GHz</u></a>	589	3723	NA	NA
<a href="#"><u>Intel Core2 Duo L7700 @ 1.80GHz</u></a>	607	3696	NA	NA
<a href="#"><u>Intel Core2 Duo L7800 @ 2.00GHz</u></a>	680	3620	NA	NA
<a href="#"><u>Intel Core2 Duo L9300 @ 1.60GHz</u></a>	690	3610	NA	NA
<a href="#"><u>Intel Core2 Duo L9600 @ 2.13GHz</u></a>	788	3495	NA	NA
<a href="#"><u>Intel Core2 Duo P7350 @ 2.00GHz</u></a>	770	3516	38.50	\$19.99*
<a href="#"><u>Intel Core2 Duo P7370 @ 2.00GHz</u></a>	790	3491	NA	NA
<a href="#"><u>Intel Core2 Duo P7450 @ 2.13GHz</u></a>	787	3496	19.68	\$39.99*
<a href="#"><u>Intel Core2 Duo P7550 @ 2.26GHz</u></a>	867	3404	3.77	\$229.99*
<a href="#"><u>Intel Core2 Duo P7570 @ 2.26GHz</u></a>	804	3477	NA	NA
<a href="#"><u>Intel Core2 Duo P8400 @ 2.26GHz</u></a>	838	3436	2.82	\$297.01*
<a href="#"><u>Intel Core2 Duo P8600 @ 2.40GHz</u></a>	856	3416	17.40	\$49.18*
<a href="#"><u>Intel Core2 Duo P8700 @ 2.53GHz</u></a>	970	3310	11.42	\$84.95*
<a href="#"><u>Intel Core2 Duo P8800 @ 2.66GHz</u></a>	954	3330	16.74	\$56.99*
<a href="#"><u>Intel Core2 Duo P9300 @ 2.26GHz</u></a>	952	3335	NA	NA
<a href="#"><u>Intel Core2 Duo P9500 @ 2.53GHz</u></a>	1,019	3256	1.02	\$998.99*
<a href="#"><u>Intel Core2 Duo P9600 @ 2.53GHz</u></a>	1,040	3238	10.51	\$99.00*
<a href="#"><u>Intel Core2 Duo P9600 @ 2.66GHz</u></a>	1,086	3193	NA	NA
<a href="#"><u>Intel Core2 Duo P9700 @ 2.80GHz</u></a>	1,131	3150	NA	NA
<a href="#"><u>Intel Core2 Duo SL9400 @ 1.86GHz</u></a>	761	3527	3.01	\$253.00*
<a href="#"><u>Intel Core2 Duo SP9400 @ 2.40GHz</u></a>	866	3407	3.05	\$284.00*
<a href="#"><u>Intel Core2 Duo SU9400 @ 1.40GHz</u></a>	523	3797	NA	NA
<a href="#"><u>Intel Core2 Duo T5200 @ 1.60GHz</u></a>	454	3866	NA	NA
<a href="#"><u>Intel Core2 Duo T5250 @ 1.50GHz</u></a>	535	3785	5.95	\$89.95*
<a href="#"><u>Intel Core2 Duo T5270 @ 1.40GHz</u></a>	468	3854	NA	NA

CPU Name	CPU Mark (higher is better)	Rank (lower is better)	CPU Value (higher is better)	Price (USD)
----------	--------------------------------	---------------------------	---------------------------------	----------------

CPU Benchmarks    Video Card Benchmarks    Hard Drive Benchmarks    RAM    PC Systems    Android    iOS / iPhone

<a href="#"><u>Intel Core2 Duo T5470 @ 1.60GHz</u></a>	590	3720	NA	NA
<a href="#"><u>Intel Core2 Duo T5500 @ 1.66GHz</u></a>	513	3811	NA	NA
<a href="#"><u>Intel Core2 Duo T5550 @ 1.83GHz</u></a>	631	3677	NA	NA
<a href="#"><u>Intel Core2 Duo T5600 @ 1.83GHz</u></a>	650	3660	NA	NA
<a href="#"><u>Intel Core2 Duo T5670 @ 1.80GHz</u></a>	577	3739	NA	NA
<a href="#"><u>Intel Core2 Duo T5750 @ 2.00GHz</u></a>	686	3615	68.67	\$9.99*
<a href="#"><u>Intel Core2 Duo T5800 @ 2.00GHz</u></a>	629	3680	NA	NA
<a href="#"><u>Intel Core2 Duo T5850 @ 2.16GHz</u></a>	687	3613	24.73	\$27.79*
<a href="#"><u>Intel Core2 Duo T5870 @ 2.00GHz</u></a>	699	3598	NA	NA
<a href="#"><u>Intel Core2 Duo T5900 @ 2.20GHz</u></a>	652	3656	NA	NA
<a href="#"><u>Intel Core2 Duo T6400 @ 2.00GHz</u></a>	711	3582	47.44	\$14.99*
<a href="#"><u>Intel Core2 Duo T6500 @ 2.10GHz</u></a>	736	3552	49.13	\$14.99*
<a href="#"><u>Intel Core2 Duo T6570 @ 2.10GHz</u></a>	750	3537	19.48	\$38.50*
<a href="#"><u>Intel Core2 Duo T6600 @ 2.20GHz</u></a>	777	3507	19.43	\$39.97*
<a href="#"><u>Intel Core2 Duo T6670 @ 2.20GHz</u></a>	787	3498	NA	NA
<a href="#"><u>Intel Core2 Duo T7100 @ 1.80GHz</u></a>	598	3708	39.90	\$14.99*
<a href="#"><u>Intel Core2 Duo T7200 @ 2.00GHz</u></a>	722	3569	15.88	\$45.50
<a href="#"><u>Intel Core2 Duo T7250 @ 2.00GHz</u></a>	698	3599	3.47	\$201.48*
<a href="#"><u>Intel Core2 Duo T7300 @ 2.00GHz</u></a>	672	3634	7.47	\$89.95*
<a href="#"><u>Intel Core2 Duo T7400 @ 2.16GHz</u></a>	697	3600	4.65	\$149.95*
<a href="#"><u>Intel Core2 Duo T7500 @ 2.20GHz</u></a>	833	3443	14.12	\$59.00*
<a href="#"><u>Intel Core2 Duo T7600 @ 2.33GHz</u></a>	801	3480	8.01	\$99.95*
<a href="#"><u>Intel Core2 Duo T7700 @ 2.40GHz</u></a>	941	3342	7.24	\$129.95
<a href="#"><u>Intel Core2 Duo T7800 @ 2.60GHz</u></a>	976	3305	1.60	\$607.99*
<a href="#"><u>Intel Core2 Duo T8100 @ 2.10GHz</u></a>	746	3543	0.75	\$999.99*
<a href="#"><u>Intel Core2 Duo T8300 @ 2.40GHz</u></a>	879	3392	8.07	\$108.95*
<a href="#"><u>Intel Core2 Duo T9300 @ 2.50GHz</u></a>	968	3311	10.20	\$94.95*
<a href="#"><u>Intel Core2 Duo T9400 @ 2.53GHz</u></a>	987	3295	28.23	\$34.95*
<a href="#"><u>Intel Core2 Duo T9500 @ 2.60GHz</u></a>	1,050	3231	9.72	\$108.02*
<a href="#"><u>Intel Core2 Duo T9550 @ 2.66GHz</u></a>	929	3354	3.11	\$298.95*
<a href="#"><u>Intel Core2 Duo T9600 @ 2.80GHz</u></a>	1,058	3221	19.25	\$54.95*
<a href="#"><u>Intel Core2 Duo T9800 @ 2.93GHz</u></a>	1,202	3080	2.83	\$423.89*

CPU Name	CPU Mark (higher is better)	Rank (lower is better)	CPU Value (higher is better)	Price (USD)
<a href="#">Intel Core2 Duo U7500 @ 1.06GHz</a>	405	3913	NA	NA
<a href="#">Intel Core2 Duo U7600 @ 1.20GHz</a>	347	3978	NA	NA
<a href="#">Intel Core2 Duo U7700 @ 1.33GHz</a>	429	3884	NA	NA
<a href="#">Intel Core2 Duo U9300 @ 1.20GHz</a>	440	3874	NA	NA
<a href="#">Intel Core2 Duo U9600 @ 1.60GHz</a>	578	3737	NA	NA
<a href="#">Intel Core2 Extreme Q6800 @ 2.93GHz</a>	2,145	2457	1.91	\$1,125.00*
<a href="#">Intel Core2 Extreme Q6850 @ 3.00GHz</a>	2,304	2367	1.54	\$1,495.95*
<a href="#">Intel Core2 Extreme Q9200 @ 2.40GHz</a>	2,011	2524	NA	NA
<a href="#">Intel Core2 Extreme Q9300 @ 2.53GHz</a>	1,918	2581	NA	NA
<a href="#">Intel Core2 Extreme X6800 @ 2.93GHz</a>	823	3453	3.12	\$263.64*
<a href="#">Intel Core2 Extreme X7800 @ 2.60GHz</a>	1,138	3143	NA	NA
<a href="#">Intel Core2 Extreme X7900 @ 2.80GHz</a>	1,108	3174	6.92	\$159.95*
<a href="#">Intel Core2 Extreme X9000 @ 2.80GHz</a>	1,099	3182	2.68	\$409.95*
<a href="#">Intel Core2 Extreme X9100 @ 3.06GHz</a>	1,164	3119	1.37	\$851.00*
<a href="#">Intel Core2 Extreme X9650 @ 3.00GHz</a>	2,363	2322	2.75	\$859.99*
<a href="#">Intel Core2 Extreme X9750 @ 3.16GHz</a>	2,348	2332	NA	NA
<a href="#">Intel Core2 Extreme X9770 @ 3.20GHz</a>	2,658	2185	1.65	\$1,608.95*
<a href="#">Intel Core2 Extreme X9775 @ 3.20GHz</a>	2,780	2134	1.54	\$1,805.95*
<a href="#">Intel Core2 Quad Q6600 @ 2.40GHz</a>	1,803	2653	47.56	\$37.91*
<a href="#">Intel Core2 Quad Q6700 @ 2.66GHz</a>	2,083	2479	20.84	\$99.95*
<a href="#">Intel Core2 Quad Q8200 @ 2.33GHz</a>	1,785	2667	27.89	\$63.99*
<a href="#">Intel Core2 Quad Q8300 @ 2.50GHz</a>	1,869	2612	14.38	\$130.00
<a href="#">Intel Core2 Quad Q8400 @ 2.66GHz</a>	2,051	2504	15.92	\$128.88*
<a href="#">Intel Core2 Quad Q9000 @ 2.00GHz</a>	1,543	2828	12.78	\$120.79*
<a href="#">Intel Core2 Quad Q9100 @ 2.26GHz</a>	1,764	2686	4.57	\$385.89*
<a href="#">Intel Core2 Quad Q9300 @ 2.50GHz</a>	1,951	2562	51.28	\$38.04*
<a href="#">Intel Core2 Quad Q9400 @ 2.66GHz</a>	2,102	2474	55.30	\$38.01
<a href="#">Intel Core2 Quad Q9450 @ 2.66GHz</a>	2,157	2450	60.41	\$35.70*
<a href="#">Intel Core2 Quad Q9500 @ 2.83GHz</a>	2,204	2426	44.96	\$49.01*
<a href="#">Intel Core2 Quad Q9505 @ 2.83GHz</a>	2,067	2493	41.35	\$49.99*
<a href="#">Intel Core2 Quad Q9550 @ 2.83GHz</a>	2,323	2347	7.19	\$323.00
<a href="#">Intel Core2 Quad Q9650 @ 3.00GHz</a>	2,447	2277	44.95	\$54.44

CPU Benchmarks

Video Card Benchmarks

Hard Drive Benchmarks

RAM

PC Systems

Android

iOS / iPhone

CPU Name	CPU Mark (higher is better)	Rank (lower is better)	CPU Value (higher is better)	Price (USD)
----------	--------------------------------	---------------------------	---------------------------------	----------------

CPU Benchmarks    Video Card Benchmarks    Hard Drive Benchmarks    RAM    PC Systems    Android    iOS / iPhone

<a href="#"><u>Intel Core 860 @ 2.80GHz</u></a>	2,754	2144	10.20	\$270.00*
<a href="#"><u>Intel Core Duo L2300 @ 1.50GHz</u></a>	387	3941	NA	NA
<a href="#"><u>Intel Core Duo L2400 @ 1.66GHz</u></a>	348	3977	NA	NA
<a href="#"><u>Intel Core Duo L2500 @ 1.83GHz</u></a>	404	3917	NA	NA
<a href="#"><u>Intel Core Duo T2050 @ 1.60GHz</u></a>	320	4017	NA	NA
<a href="#"><u>Intel Core Duo T2250 @ 1.73GHz</u></a>	350	3974	NA	NA
<a href="#"><u>Intel Core Duo T2300 @ 1.66GHz</u></a>	326	4009	NA	NA
<a href="#"><u>Intel Core Duo T2350 @ 1.86GHz</u></a>	384	3945	NA	NA
<a href="#"><u>Intel Core Duo T2400 @ 1.83GHz</u></a>	361	3962	22.55	\$16.00*
<a href="#"><u>Intel Core Duo T2450 @ 2.00GHz</u></a>	404	3916	NA	NA
<a href="#"><u>Intel Core Duo T2500 @ 2.00GHz</u></a>	408	3909	3.40	\$119.99*
<a href="#"><u>Intel Core Duo T2600 @ 2.16GHz</u></a>	450	3871	NA	NA
<a href="#"><u>Intel Core Duo T2700 @ 2.33GHz</u></a>	498	3823	NA	NA
<a href="#"><u>Intel Core Duo U2400 @ 1.06GHz</u></a>	255	4109	NA	NA
<a href="#"><u>Intel Core Duo U2500 @ 1.20GHz</u></a>	220	4165	NA	NA
<a href="#"><u>Intel Core i3-330E @ 2.13GHz</u></a>	1,260	3031	NA	NA
<a href="#"><u>Intel Core i3-330M @ 2.13GHz</u></a>	1,016	3260	6.77	\$149.95
<a href="#"><u>Intel Core i3-330UM @ 1.20GHz</u></a>	515	3809	NA	NA
<a href="#"><u>Intel Core i3-350M @ 2.27GHz</u></a>	1,073	3204	37.00	\$29.00
<a href="#"><u>Intel Core i3-370M @ 2.40GHz</u></a>	1,138	3145	37.99	\$29.96
<a href="#"><u>Intel Core i3-380M @ 2.53GHz</u></a>	1,200	3082	24.03	\$49.95
<a href="#"><u>Intel Core i3-380UM @ 1.33GHz</u></a>	734	3558	NA	NA
<a href="#"><u>Intel Core i3-390M @ 2.67GHz</u></a>	1,178	3108	30.25	\$38.95*
<a href="#"><u>Intel Core i3-530 @ 2.93GHz</u></a>	1,492	2865	29.84	\$50.00
<a href="#"><u>Intel Core i3-540 @ 3.07GHz</u></a>	1,523	2846	13.84	\$110.00
<a href="#"><u>Intel Core i3-550 @ 3.20GHz</u></a>	1,603	2781	13.36	\$119.99
<a href="#"><u>Intel Core i3-560 @ 3.33GHz</u></a>	1,722	2708	28.70	\$60.00
<a href="#"><u>Intel Core i3-1000NG4 @ 1.10GHz</u></a>	3,744	1786	NA	NA
<a href="#"><u>Intel Core i3-1005G1 @ 1.20GHz</u></a>	5,004	1514	17.81	\$281.00*
<a href="#"><u>Intel Core i3-1110G4 @ 1.80GHz</u></a>	4,132	1685	14.70	\$281.00*
<a href="#"><u>Intel Core i3-1115G4 @ 3.00GHz</u></a>	6,172	1306	21.96	\$281.00*
<a href="#"><u>Intel Core i3-1115G4E @ 3.00GHz</u></a>	5,826	1361	20.44	\$285.00*

CPU Name	CPU Mark (higher is better)	Rank (lower is better)	CPU Value (higher is better)	Price (USD)
----------	--------------------------------	---------------------------	---------------------------------	----------------

CPU Benchmarks    Video Card Benchmarks    Hard Drive Benchmarks    RAM    PC Systems    Android    iOS / iPhone

<a href="#"><u>Intel Core i3-1210U @ 2.50GHz</u></a>	11,087	805	NA	NA
<a href="#"><u>Intel Core i3-1215U</u></a>	11,203	801	NA	NA
<a href="#"><u>Intel Core i3-1215UE</u></a>	9,159	936	29.26	\$313.00*
<a href="#"><u>Intel Core i3-1220P</u></a>	14,571	644	51.85	\$281.00*
<a href="#"><u>Intel Core i3-1305U</u></a>	9,405	915	30.44	\$309.00*
<a href="#"><u>Intel Core i3-1315U</u></a>	13,653	692	44.18	\$309.00*
<a href="#"><u>Intel Core i3-2100 @ 3.10GHz</u></a>	1,850	2625	77.03	\$24.01
<a href="#"><u>Intel Core i3-2100T @ 2.50GHz</u></a>	1,488	2869	69.29	\$21.48*
<a href="#"><u>Intel Core i3-2102 @ 3.10GHz</u></a>	2,029	2511	34.98	\$58.00*
<a href="#"><u>Intel Core i3-2105 @ 3.10GHz</u></a>	1,883	2608	16.67	\$112.97*
<a href="#"><u>Intel Core i3-2120 @ 3.30GHz</u></a>	1,952	2561	150.24	\$12.99
<a href="#"><u>Intel Core i3-2120T @ 2.60GHz</u></a>	1,532	2835	25.54	\$60.00
<a href="#"><u>Intel Core i3-2125 @ 3.30GHz</u></a>	2,084	2478	13.44	\$154.99*
<a href="#"><u>Intel Core i3-2130 @ 3.40GHz</u></a>	2,026	2514	72.07	\$28.11
<a href="#"><u>Intel Core i3-2140 @ 3.50GHz</u></a>	2,307	2360	NA	NA
<a href="#"><u>Intel Core i3-2310E @ 2.10GHz</u></a>	1,845	2629	8.20	\$225.00*
<a href="#"><u>Intel Core i3-2310M @ 2.10GHz</u></a>	1,216	3072	30.44	\$39.95*
<a href="#"><u>Intel Core i3-2312M @ 2.10GHz</u></a>	1,138	3144	NA	NA
<a href="#"><u>Intel Core i3-2328M @ 2.20GHz</u></a>	1,235	3050	8.23	\$150.11*
<a href="#"><u>Intel Core i3-2330E @ 2.20GHz</u></a>	1,823	2640	NA	NA
<a href="#"><u>Intel Core i3-2330M @ 2.20GHz</u></a>	1,226	3057	30.68	\$39.95
<a href="#"><u>Intel Core i3-2332M @ 2.20GHz</u></a>	1,353	2959	NA	NA
<a href="#"><u>Intel Core i3-2340UE @ 1.30GHz</u></a>	976	3304	NA	NA
<a href="#"><u>Intel Core i3-2348M @ 2.30GHz</u></a>	1,274	3017	NA	NA
<a href="#"><u>Intel Core i3-2350M @ 2.30GHz</u></a>	1,248	3041	46.55	\$26.81
<a href="#"><u>Intel Core i3-2357M @ 1.30GHz</u></a>	788	3494	NA	NA
<a href="#"><u>Intel Core i3-2365M @ 1.40GHz</u></a>	830	3444	NA	NA
<a href="#"><u>Intel Core i3-2367M @ 1.40GHz</u></a>	828	3446	NA	NA
<a href="#"><u>Intel Core i3-2370M @ 2.40GHz</u></a>	1,359	2953	36.73	\$36.99
<a href="#"><u>Intel Core i3-2375M @ 1.50GHz</u></a>	911	3366	NA	NA
<a href="#"><u>Intel Core i3-2377M @ 1.50GHz</u></a>	823	3454	NA	NA
<a href="#"><u>Intel Core i3-3110M @ 2.40GHz</u></a>	1,638	2756	23.42	\$69.95*



CPU Name	CPU Mark (higher is better)	Rank (lower is better)	CPU Value (higher is better)	Price (USD)
----------	--------------------------------	---------------------------	---------------------------------	----------------

CPU Benchmarks    Video Card Benchmarks    Hard Drive Benchmarks    RAM    PC Systems    Android    iOS / iPhone

<a href="#"><u>Intel Core i3-3210 @ 3.20GHz</u></a>	2,204	2425	19.17	\$115.00
<a href="#"><u>Intel Core i3-3217U @ 1.80GHz</u></a>	1,215	3073	6.11	\$199.00*
<a href="#"><u>Intel Core i3-3217UE @ 1.60GHz</u></a>	1,362	2950	NA	NA
<a href="#"><u>Intel Core i3-3220 @ 3.30GHz</u></a>	2,255	2394	91.66	\$24.60
<a href="#"><u>Intel Core i3-3220T @ 2.80GHz</u></a>	1,935	2572	14.33	\$135.00
<a href="#"><u>Intel Core i3-3225 @ 3.30GHz</u></a>	2,249	2399	13.47	\$167.00
<a href="#"><u>Intel Core i3-3227U @ 1.90GHz</u></a>	1,274	3019	NA	NA
<a href="#"><u>Intel Core i3-3229Y @ 1.40GHz</u></a>	1,004	3281	NA	NA
<a href="#"><u>Intel Core i3-3240 @ 3.40GHz</u></a>	2,311	2354	65.81	\$35.12
<a href="#"><u>Intel Core i3-3240T @ 2.90GHz</u></a>	2,025	2516	NA	NA
<a href="#"><u>Intel Core i3-3245 @ 3.40GHz</u></a>	2,337	2343	29.21	\$80.00
<a href="#"><u>Intel Core i3-3250 @ 3.50GHz</u></a>	2,421	2291	34.58	\$70.00
<a href="#"><u>Intel Core i3-3250T @ 3.00GHz</u></a>	2,650	2188	NA	NA
<a href="#"><u>Intel Core i3-4000M @ 2.40GHz</u></a>	1,771	2676	30.48	\$58.11*
<a href="#"><u>Intel Core i3-4005U @ 1.70GHz</u></a>	1,658	2740	NA	NA
<a href="#"><u>Intel Core i3-4010U @ 1.70GHz</u></a>	1,649	2751	13.20	\$124.95*
<a href="#"><u>Intel Core i3-4010Y @ 1.30GHz</u></a>	1,358	2954	NA	NA
<a href="#"><u>Intel Core i3-4012Y @ 1.50GHz</u></a>	1,219	3070	NA	NA
<a href="#"><u>Intel Core i3-4020Y @ 1.50GHz</u></a>	1,453	2887	NA	NA
<a href="#"><u>Intel Core i3-4025U @ 1.90GHz</u></a>	1,952	2560	NA	NA
<a href="#"><u>Intel Core i3-4030U @ 1.90GHz</u></a>	1,868	2613	NA	NA
<a href="#"><u>Intel Core i3-4030Y @ 1.60GHz</u></a>	1,654	2745	NA	NA
<a href="#"><u>Intel Core i3-4100E @ 2.40GHz</u></a>	1,848	2627	8.22	\$225.00*
<a href="#"><u>Intel Core i3-4100M @ 2.50GHz</u></a>	2,505	2248	11.46	\$218.57*
<a href="#"><u>Intel Core i3-4110M @ 2.60GHz</u></a>	2,678	2174	NA	NA
<a href="#"><u>Intel Core i3-4110U @ 1.90GHz</u></a>	1,860	2617	NA	NA
<a href="#"><u>Intel Core i3-4120U @ 2.00GHz</u></a>	1,948	2564	NA	NA
<a href="#"><u>Intel Core i3-4130 @ 3.40GHz</u></a>	3,316	1913	116.47	\$28.47
<a href="#"><u>Intel Core i3-4130T @ 2.90GHz</u></a>	2,871	2102	143.61	\$19.99*
<a href="#"><u>Intel Core i3-4150 @ 3.50GHz</u></a>	3,379	1892	158.70	\$21.29
<a href="#"><u>Intel Core i3-4150T @ 3.00GHz</u></a>	2,930	2081	7.02	\$417.42*
<a href="#"><u>Intel Core i3-4158U @ 2.00GHz</u></a>	1,718	2710	NA	NA

CPU Name	CPU Mark (higher is better)	Rank (lower is better)	CPU Value (higher is better)	Price (USD)
----------	--------------------------------	---------------------------	---------------------------------	----------------

CPU Benchmarks    Video Card Benchmarks    Hard Drive Benchmarks    RAM    PC Systems    Android    iOS / iPhone

<a href="#"><u>Intel Core i3-4170 @ 3.70GHz</u></a>	3,572	1830	137.83	\$25.92
<a href="#"><u>Intel Core i3-4170T @ 3.20GHz</u></a>	3,194	1963	15.98	\$199.95*
<a href="#"><u>Intel Core i3-4330 @ 3.50GHz</u></a>	3,550	1834	36.61	\$96.95*
<a href="#"><u>Intel Core i3-4330T @ 3.00GHz</u></a>	3,079	2013	NA	NA
<a href="#"><u>Intel Core i3-4330TE @ 2.40GHz</u></a>	2,012	2523	NA	NA
<a href="#"><u>Intel Core i3-4340 @ 3.60GHz</u></a>	3,545	1836	29.70	\$119.35
<a href="#"><u>Intel Core i3-4350 @ 3.60GHz</u></a>	3,459	1861	86.50	\$39.99
<a href="#"><u>Intel Core i3-4350T @ 3.10GHz</u></a>	3,046	2028	NA	NA
<a href="#"><u>Intel Core i3-4360 @ 3.70GHz</u></a>	3,587	1826	42.06	\$85.27
<a href="#"><u>Intel Core i3-4360T @ 3.20GHz</u></a>	3,265	1938	NA	NA
<a href="#"><u>Intel Core i3-4370 @ 3.80GHz</u></a>	3,842	1755	81.77	\$46.99
<a href="#"><u>Intel Core i3-4370T @ 3.30GHz</u></a>	3,361	1901	24.35	\$138.00*
<a href="#"><u>Intel Core i3-4570T @ 2.90GHz</u></a>	3,244	1944	NA	NA
<a href="#"><u>Intel Core i3-5005U @ 2.00GHz</u></a>	2,025	2515	6.58	\$308.00*
<a href="#"><u>Intel Core i3-5010U @ 2.10GHz</u></a>	2,188	2435	7.30	\$299.86*
<a href="#"><u>Intel Core i3-5015U @ 2.10GHz</u></a>	1,836	2636	NA	NA
<a href="#"><u>Intel Core i3-5020U @ 2.20GHz</u></a>	2,253	2397	4.91	\$459.00*
<a href="#"><u>Intel Core i3-5157U @ 2.50GHz</u></a>	2,593	2207	NA	NA
<a href="#"><u>Intel Core i3-6006U @ 2.00GHz</u></a>	2,286	2375	NA	NA
<a href="#"><u>Intel Core i3-6098P @ 3.60GHz</u></a>	4,044	1713	57.78	\$70.00*
<a href="#"><u>Intel Core i3-6100 @ 3.70GHz</u></a>	4,152	1676	38.62	\$107.50
<a href="#"><u>Intel Core i3-6100E @ 2.70GHz</u></a>	3,315	1914	NA	NA
<a href="#"><u>Intel Core i3-6100H @ 2.70GHz</u></a>	3,041	2031	NA	NA
<a href="#"><u>Intel Core i3-6100T @ 3.20GHz</u></a>	3,646	1812	33.15	\$110.00
<a href="#"><u>Intel Core i3-6100TE @ 2.70GHz</u></a>	3,121	1992	NA	NA
<a href="#"><u>Intel Core i3-6100U @ 2.30GHz</u></a>	2,629	2195	4.96	\$529.99*
<a href="#"><u>Intel Core i3-6102E @ 1.90GHz</u></a>	2,349	2330	10.44	\$225.00*
<a href="#"><u>Intel Core i3-6157U @ 2.40GHz</u></a>	2,799	2128	NA	NA
<a href="#"><u>Intel Core i3-6167U @ 2.70GHz</u></a>	3,156	1978	NA	NA
<a href="#"><u>Intel Core i3-6300 @ 3.80GHz</u></a>	4,353	1638	66.72	\$65.24
<a href="#"><u>Intel Core i3-6300T @ 3.30GHz</u></a>	4,026	1718	44.72	\$90.03
<a href="#"><u>Intel Core i3-6320 @ 3.90GHz</u></a>	4,398	1625	45.53	\$96.60

CPU Name	CPU Mark (higher is better)	Rank (lower is better)	CPU Value (higher is better)	Price (USD)
----------	--------------------------------	---------------------------	---------------------------------	----------------

CPU Benchmarks    Video Card Benchmarks    Hard Drive Benchmarks    RAM    PC Systems    Android    iOS / iPhone

<a href="#"><u>Intel Core i3-7100 @ 3.00GHz</u></a>	3,430	1869	15.25	\$225.00*
<a href="#"><u>Intel Core i3-7100T @ 3.40GHz</u></a>	3,797	1768	37.97	\$99.99
<a href="#"><u>Intel Core i3-7100U @ 2.40GHz</u></a>	2,720	2159	5.89	\$462.00*
<a href="#"><u>Intel Core i3-7101E @ 3.90GHz</u></a>	4,430	1612	37.87	\$117.00*
<a href="#"><u>Intel Core i3-7101TE @ 3.40GHz</u></a>	3,911	1738	33.43	\$117.00*
<a href="#"><u>Intel Core i3-7102E @ 2.10GHz</u></a>	2,521	2241	11.21	\$225.00*
<a href="#"><u>Intel Core i3-7130U @ 2.70GHz</u></a>	3,007	2039	6.54	\$459.99*
<a href="#"><u>Intel Core i3-7167U @ 2.80GHz</u></a>	3,368	1899	NA	NA
<a href="#"><u>Intel Core i3-7300 @ 4.00GHz</u></a>	4,555	1585	77.65	\$58.67
<a href="#"><u>Intel Core i3-7300T @ 3.50GHz</u></a>	4,159	1674	22.90	\$181.59*
<a href="#"><u>Intel Core i3-7320 @ 4.10GHz</u></a>	4,853	1534	45.37	\$106.98
<a href="#"><u>Intel Core i3-7350K @ 4.20GHz</u></a>	4,943	1522	82.39	\$59.99
<a href="#"><u>Intel Core i3-8100 @ 3.60GHz</u></a>	6,162	1308	95.92	\$64.24
<a href="#"><u>Intel Core i3-8100B @ 3.60GHz</u></a>	6,071	1321	45.65	\$133.00*
<a href="#"><u>Intel Core i3-8100T @ 3.10GHz</u></a>	5,320	1455	24.29	\$219.05*
<a href="#"><u>Intel Core i3-8109U @ 3.00GHz</u></a>	4,252	1658	8.50	\$499.99*
<a href="#"><u>Intel Core i3-8121U @ 2.20GHz</u></a>	4,399	1624	15.17	\$290.00*
<a href="#"><u>Intel Core i3-8130U @ 2.20GHz</u></a>	3,609	1820	12.84	\$281.00*
<a href="#"><u>Intel Core i3-8140U @ 2.10GHz</u></a>	4,227	1662	NA	NA
<a href="#"><u>Intel Core i3-8145U @ 2.10GHz</u></a>	3,817	1763	13.58	\$281.00*
<a href="#"><u>Intel Core i3-8145UE @ 2.20GHz</u></a>	4,099	1697	14.59	\$281.00*
<a href="#"><u>Intel Core i3-8300 @ 3.70GHz</u></a>	6,261	1286	52.40	\$119.50
<a href="#"><u>Intel Core i3-8300T @ 3.20GHz</u></a>	5,887	1350	37.04	\$158.95*
<a href="#"><u>Intel Core i3-8350K @ 4.00GHz</u></a>	6,939	1177	76.10	\$91.18
<a href="#"><u>Intel Core i3-9100 @ 3.60GHz</u></a>	6,666	1215	63.26	\$105.39
<a href="#"><u>Intel Core i3-9100F @ 3.60GHz</u></a>	6,767	1204	102.54	\$65.99
<a href="#"><u>Intel Core i3-9100T @ 3.10GHz</u></a>	5,566	1404	45.62	\$122.00*
<a href="#"><u>Intel Core i3-9100TE @ 2.20GHz</u></a>	4,501	1600	36.89	\$122.00*
<a href="#"><u>Intel Core i3-9300 @ 3.70GHz</u></a>	7,279	1122	28.62	\$254.35
<a href="#"><u>Intel Core i3-9300T @ 3.20GHz</u></a>	6,162	1307	43.09	\$143.00*
<a href="#"><u>Intel Core i3-9320 @ 3.70GHz</u></a>	7,358	1110	34.12	\$215.67*
<a href="#"><u>Intel Core i3-9350K @ 4.00GHz</u></a>	7,700	1060	26.26	\$293.22*

CPU Name	CPU Mark (higher is better)	Rank (lower is better)	CPU Value (higher is better)	Price (USD)
----------	--------------------------------	---------------------------	---------------------------------	----------------

CPU Benchmarks    Video Card Benchmarks    Hard Drive Benchmarks    RAM    PC Systems    Android    iOS / iPhone

<a href="#"><u>Intel Core i3-10100 @ 3.60GHz</u></a>	8,229	1012	65.83	\$125.00*
<a href="#"><u>Intel Core i3-10100E @ 3.20GHz</u></a>	8,808	963	126.73	\$69.50
<a href="#"><u>Intel Core i3-10100F @ 3.60GHz</u></a>	7,343	1113	60.19	\$122.00*
<a href="#"><u>Intel Core i3-10100T @ 3.00GHz</u></a>	6,237	1290	45.19	\$138.00*
<a href="#"><u>Intel Core i3-10100TE @ 2.30GHz</u></a>	2,955	2065	NA	NA
<a href="#"><u>Intel Core i3-10100Y @ 1.30GHz</u></a>	8,695	969	83.05	\$104.70
<a href="#"><u>Intel Core i3-10105 @ 3.70GHz</u></a>	9,050	947	122.30	\$74.00
<a href="#"><u>Intel Core i3-10105F @ 3.70GHz</u></a>	7,996	1040	65.54	\$122.00*
<a href="#"><u>Intel Core i3-10105T @ 3.00GHz</u></a>	3,942	1728	9.08	\$434.17*
<a href="#"><u>Intel Core i3-10110U @ 2.10GHz</u></a>	3,269	1937	11.39	\$287.00*
<a href="#"><u>Intel Core i3-10110Y @ 1.00GHz</u></a>	9,367	918	93.68	\$99.99
<a href="#"><u>Intel Core i3-10300 @ 3.70GHz</u></a>	8,073	1030	41.62	\$193.97*
<a href="#"><u>Intel Core i3-10300T @ 3.00GHz</u></a>	9,108	941	54.50	\$167.11
<a href="#"><u>Intel Core i3-10305 @ 3.80GHz</u></a>	8,136	1022	56.90	\$143.00*
<a href="#"><u>Intel Core i3-10305T @ 3.00GHz</u></a>	10,063	872	71.88	\$139.99
<a href="#"><u>Intel Core i3-10320 @ 3.80GHz</u></a>	10,354	856	54.47	\$190.10*
<a href="#"><u>Intel Core i3-10325 @ 3.90GHz</u></a>	11,357	793	NA	NA
<a href="#"><u>Intel Core i3-11100B @ 3.60GHz</u></a>	13,872	682	113.70	\$122.00*
<a href="#"><u>Intel Core i3-12100</u></a>	14,298	662	104.37	\$136.99
<a href="#"><u>Intel Core i3-12100F</u></a>	12,859	737	105.40	\$122.00*
<a href="#"><u>Intel Core i3-12100T</u></a>	12,961	728	103.68	\$125.00*
<a href="#"><u>Intel Core i3-12100TE</u></a>	14,706	640	102.84	\$143.00*
<a href="#"><u>Intel Core i3-12300</u></a>	13,239	714	84.33	\$157.00*
<a href="#"><u>Intel Core i3-12300T</u></a>	15,082	623	117.22	\$128.67
<a href="#"><u>Intel Core i3-13100</u></a>	15,088	622	135.94	\$110.99
<a href="#"><u>Intel Core i3-13100F</u></a>	12,733	742	95.03	\$134.00*
<a href="#"><u>Intel Core i3-13100T</u></a>	2,193	2430	NA	NA
<a href="#"><u>Intel Core i3-21050 @ 3.10GHz</u></a>	10,260	864	33.20	\$309.00*
<a href="#"><u>Intel Core i3-N305</u></a>	1,326	2974	9.47	\$140.00
<a href="#"><u>Intel Core i5 750S @ 2.40GHz</u></a>	1,619	2764	NA	NA
<a href="#"><u>Intel Core i5 E 520 @ 2.40GHz</u></a>	2,766	2141	NA	NA
<a href="#"><u>Intel Core i5-7Y54 @ 1.20GHz</u></a>	2,664	2181	NA	NA
<a href="#"><u>Intel Core i5-7Y57 @ 1.20GHz</u></a>				

CPU Name	CPU Mark (higher is better)	Rank (lower is better)	CPU Value (higher is better)	Price (USD)
----------	--------------------------------	---------------------------	---------------------------------	----------------

[CPU Benchmarks](#)  
 [Video Card Benchmarks](#)  
 [Hard Drive Benchmarks](#)  
 [RAM](#)  
 [PC Systems](#)  
 [Android](#)  
 [iOS / iPhone](#)

<a href="#">Intel Core i5-450M @ 2.40GHz</a>	1,230	3052	38.50	\$31.95*
<a href="#">Intel Core i5-460M @ 2.53GHz</a>	1,289	3004	9.92	\$129.95
<a href="#">Intel Core i5-470UM @ 1.33GHz</a>	778	3506	NA	NA
<a href="#">Intel Core i5-480M @ 2.67GHz</a>	1,320	2980	16.37	\$80.60*
<a href="#">Intel Core i5-520M @ 2.40GHz</a>	1,721	2709	61.43	\$28.02*
<a href="#">Intel Core i5-520UM @ 1.07GHz</a>	908	3370	NA	NA
<a href="#">Intel Core i5-540M @ 2.53GHz</a>	1,795	2662	11.96	\$150.00*
<a href="#">Intel Core i5-540UM @ 1.20GHz</a>	1,002	3285	NA	NA
<a href="#">Intel Core i5-560M @ 2.67GHz</a>	1,891	2602	23.64	\$79.97*
<a href="#">Intel Core i5-560UM @ 1.33GHz</a>	1,015	3265	NA	NA
<a href="#">Intel Core i5-580M @ 2.67GHz</a>	1,971	2549	19.72	\$99.95*
<a href="#">Intel Core i5-650 @ 3.20GHz</a>	2,235	2410	29.81	\$74.98
<a href="#">Intel Core i5-655K @ 3.20GHz</a>	2,017	2519	26.24	\$76.87*
<a href="#">Intel Core i5-660 @ 3.33GHz</a>	2,394	2306	104.14	\$22.99
<a href="#">Intel Core i5-661 @ 3.33GHz</a>	2,457	2273	59.93	\$41.00
<a href="#">Intel Core i5-670 @ 3.47GHz</a>	2,533	2237	9.31	\$271.99
<a href="#">Intel Core i5-680 @ 3.60GHz</a>	2,597	2205	68.35	\$38.00
<a href="#">Intel Core i5-750 @ 2.67GHz</a>	2,520	2242	22.91	\$110.00*
<a href="#">Intel Core i5-760 @ 2.80GHz</a>	2,600	2204	26.00	\$100.00
<a href="#">Intel Core i5-760S @ 2.53GHz</a>	5,440	1434	NA	NA
<a href="#">Intel Core i5-1030NG7 @ 1.10GHz</a>	5,887	1351	NA	NA
<a href="#">Intel Core i5-1035G1 @ 1.00GHz</a>	7,512	1084	25.29	\$297.00*
<a href="#">Intel Core i5-1035G4 @ 1.10GHz</a>	8,039	1034	26.02	\$309.00*
<a href="#">Intel Core i5-1035G7 @ 1.20GHz</a>	8,450	990	26.40	\$320.00*
<a href="#">Intel Core i5-1038NG7 @ 2.00GHz</a>	9,342	923	29.19	\$320.00*
<a href="#">Intel Core i5-1130G7 @ 1.10GHz</a>	8,824	962	28.56	\$309.00*
<a href="#">Intel Core i5-1135G7 @ 2.40GHz</a>	9,949	881	32.20	\$309.00*
<a href="#">Intel Core i5-1140G7 @ 1.10GHz</a>	9,547	904	NA	NA
<a href="#">Intel Core i5-1145G7 @ 2.60GHz</a>	10,010	876	NA	NA
<a href="#">Intel Core i5-1145G7E @ 2.60GHz</a>	9,457	908	30.31	\$312.00*
<a href="#">Intel Core i5-1145GRE @ 2.60GHz</a>	9,428	911	26.05	\$362.00*
<a href="#">Intel Core i5-1155G7 @ 2.50GHz</a>	10,317	862	33.39	\$309.00*

CPU Name	CPU Mark (higher is better)	Rank (lower is better)	CPU Value (higher is better)	Price (USD)
----------	--------------------------------	---------------------------	---------------------------------	----------------

CPU Benchmarks

Video Card Benchmarks

Hard Drive Benchmarks

RAM

PC Systems

Android

iOS / iPhone

<a href="#"><u>Intel Core i5-1200P</u></a>				
<a href="#"><u>Intel Core i5-1240P</u></a>	17,521	519	NA	NA
<a href="#"><u>Intel Core i5-1240U</u></a>	14,323	659	NA	NA
<a href="#"><u>Intel Core i5-1245U</u></a>	13,521	697	43.76	\$309.00*
<a href="#"><u>Intel Core i5-1245UE</u></a>	9,283	927	29.75	\$312.00*
<a href="#"><u>Intel Core i5-1250P</u></a>	20,838	407	NA	NA
<a href="#"><u>Intel Core i5-1250PE</u></a>	17,738	513	49.97	\$355.00*
<a href="#"><u>Intel Core i5-1334U</u></a>	10,366	854	30.49	\$340.00*
<a href="#"><u>Intel Core i5-1335U</u></a>	19,076	467	56.11	\$340.00*
<a href="#"><u>Intel Core i5-1340P</u></a>	20,942	401	59.33	\$353.00*
<a href="#"><u>Intel Core i5-1345U</u></a>	15,907	585	51.48	\$309.00*
<a href="#"><u>Intel Core i5-1350P</u></a>	22,544	353	70.45	\$320.00*
<a href="#"><u>Intel Core i5-2300 @ 2.80GHz</u></a>	3,387	1888	154.01	\$21.99*
<a href="#"><u>Intel Core i5-2310 @ 2.90GHz</u></a>	3,649	1811	76.68	\$47.59
<a href="#"><u>Intel Core i5-2320 @ 3.00GHz</u></a>	3,645	1813	26.94	\$135.30
<a href="#"><u>Intel Core i5-2380P @ 3.10GHz</u></a>	3,797	1769	45.84	\$82.83*
<a href="#"><u>Intel Core i5-2390T @ 2.70GHz</u></a>	2,410	2300	24.12	\$99.90*
<a href="#"><u>Intel Core i5-2400 @ 3.10GHz</u></a>	3,854	1751	94.01	\$41.00
<a href="#"><u>Intel Core i5-2400S @ 2.50GHz</u></a>	3,152	1981	28.60	\$110.19
<a href="#"><u>Intel Core i5-2405S @ 2.50GHz</u></a>	3,157	1977	14.60	\$216.18*
<a href="#"><u>Intel Core i5-2410M @ 2.30GHz</u></a>	1,943	2567	39.56	\$49.11
<a href="#"><u>Intel Core i5-2415M @ 2.30GHz</u></a>	2,072	2487	NA	NA
<a href="#"><u>Intel Core i5-2430M @ 2.40GHz</u></a>	2,005	2525	32.33	\$62.02*
<a href="#"><u>Intel Core i5-2435M @ 2.40GHz</u></a>	2,042	2506	NA	NA
<a href="#"><u>Intel Core i5-2450M @ 2.50GHz</u></a>	2,060	2499	27.83	\$74.02*
<a href="#"><u>Intel Core i5-2450P @ 3.20GHz</u></a>	4,175	1671	32.12	\$129.99*
<a href="#"><u>Intel Core i5-2467M @ 1.60GHz</u></a>	1,446	2894	NA	NA
<a href="#"><u>Intel Core i5-2500 @ 3.30GHz</u></a>	4,105	1693	316.03	\$12.99
<a href="#"><u>Intel Core i5-2500K @ 3.30GHz</u></a>	4,117	1691	90.52	\$45.48
<a href="#"><u>Intel Core i5-2500S @ 2.70GHz</u></a>	3,388	1887	61.22	\$55.34*
<a href="#"><u>Intel Core i5-2500T @ 2.30GHz</u></a>	2,942	2073	32.69	\$89.99*
<a href="#"><u>Intel Core i5-2510E @ 2.50GHz</u></a>	1,889	2603	NA	NA
<a href="#"><u>Intel Core i5-2515E @ 2.50GHz</u></a>	1,882	2609	NA	NA

CPU Name	CPU Mark (higher is better)	Rank (lower is better)	CPU Value (higher is better)	Price (USD)
----------	--------------------------------	---------------------------	---------------------------------	----------------

CPU Benchmarks    Video Card Benchmarks    Hard Drive Benchmarks    RAM    PC Systems    Android    iOS / iPhone

<a href="#"><u>Intel Core i5-2540M @ 2.60GHz</u></a>	2,344	2339	29.31	\$79.97*
<a href="#"><u>Intel Core i5-2550K @ 3.40GHz</u></a>	4,120	1689	81.17	\$50.76
<a href="#"><u>Intel Core i5-2557M @ 1.70GHz</u></a>	1,713	2712	NA	NA
<a href="#"><u>Intel Core i5-2560M @ 2.70GHz</u></a>	2,397	2305	NA	NA
<a href="#"><u>Intel Core i5-3170K @ 3.20GHz</u></a>	8,882	959	NA	NA
<a href="#"><u>Intel Core i5-3210M @ 2.50GHz</u></a>	2,472	2266	47.53	\$52.02*
<a href="#"><u>Intel Core i5-3230M @ 2.60GHz</u></a>	2,543	2232	25.43	\$99.99*
<a href="#"><u>Intel Core i5-3317U @ 1.70GHz</u></a>	2,003	2527	8.90	\$225.00*
<a href="#"><u>Intel Core i5-3320M @ 2.60GHz</u></a>	2,653	2187	60.23	\$44.04*
<a href="#"><u>Intel Core i5-3330 @ 3.00GHz</u></a>	4,086	1700	40.90	\$99.92
<a href="#"><u>Intel Core i5-3330S @ 2.70GHz</u></a>	3,857	1750	19.29	\$199.95*
<a href="#"><u>Intel Core i5-3335S @ 2.70GHz</u></a>	3,982	1722	NA	NA
<a href="#"><u>Intel Core i5-3337U @ 1.80GHz</u></a>	2,091	2477	9.29	\$225.00*
<a href="#"><u>Intel Core i5-3339Y @ 1.50GHz</u></a>	1,583	2791	NA	NA
<a href="#"><u>Intel Core i5-3340 @ 3.10GHz</u></a>	4,249	1659	32.70	\$129.95
<a href="#"><u>Intel Core i5-3340M @ 2.70GHz</u></a>	2,693	2167	38.49	\$69.95*
<a href="#"><u>Intel Core i5-3340S @ 2.80GHz</u></a>	3,918	1736	12.27	\$319.19
<a href="#"><u>Intel Core i5-3350P @ 3.10GHz</u></a>	4,256	1654	19.07	\$223.19
<a href="#"><u>Intel Core i5-3360M @ 2.80GHz</u></a>	2,873	2100	36.82	\$78.02*
<a href="#"><u>Intel Core i5-3380M @ 2.90GHz</u></a>	2,952	2067	NA	NA
<a href="#"><u>Intel Core i5-3427U @ 1.80GHz</u></a>	2,215	2419	5.27	\$420.05*
<a href="#"><u>Intel Core i5-3437U @ 1.90GHz</u></a>	2,314	2351	NA	NA
<a href="#"><u>Intel Core i5-3439Y @ 1.50GHz</u></a>	1,907	2589	NA	NA
<a href="#"><u>Intel Core i5-3450 @ 3.10GHz</u></a>	4,487	1602	18.29	\$245.33*
<a href="#"><u>Intel Core i5-3450S @ 2.80GHz</u></a>	4,369	1634	45.98	\$95.00
<a href="#"><u>Intel Core i5-3470 @ 3.20GHz</u></a>	4,682	1563	133.81	\$34.99
<a href="#"><u>Intel Core i5-3470S @ 2.90GHz</u></a>	4,395	1627	61.02	\$72.03*
<a href="#"><u>Intel Core i5-3470T @ 2.90GHz</u></a>	2,970	2060	11.00	\$269.95*
<a href="#"><u>Intel Core i5-3475S @ 2.90GHz</u></a>	4,214	1665	16.86	\$249.95*
<a href="#"><u>Intel Core i5-3550 @ 3.30GHz</u></a>	4,793	1541	14.29	\$335.31
<a href="#"><u>Intel Core i5-3550S @ 3.00GHz</u></a>	4,515	1595	13.68	\$329.95*
<a href="#"><u>Intel Core i5-3570 @ 3.40GHz</u></a>	4,920	1527	37.23	\$132.14*

CPU Name	CPU Mark (higher is better)	Rank (lower is better)	CPU Value (higher is better)	Price (USD)
----------	--------------------------------	---------------------------	---------------------------------	----------------

CPU Benchmarks    Video Card Benchmarks    Hard Drive Benchmarks    RAM    PC Systems    Android    iOS / iPhone

<a href="#"><u>Intel Core i5-3570T @ 2.30GHz</u></a>	4,057	1710	NA	NA
<a href="#"><u>Intel Core i5-3610ME @ 2.70GHz</u></a>	2,608	2201	NA	NA
<a href="#"><u>Intel Core i5-4200H @ 2.80GHz</u></a>	3,120	1993	NA	NA
<a href="#"><u>Intel Core i5-4200M @ 2.50GHz</u></a>	2,792	2131	31.39	\$88.95*
<a href="#"><u>Intel Core i5-4200U @ 1.60GHz</u></a>	2,184	2438	NA	NA
<a href="#"><u>Intel Core i5-4200Y @ 1.40GHz</u></a>	1,558	2809	NA	NA
<a href="#"><u>Intel Core i5-4202Y @ 1.60GHz</u></a>	1,493	2864	NA	NA
<a href="#"><u>Intel Core i5-4210H @ 2.90GHz</u></a>	3,063	2022	NA	NA
<a href="#"><u>Intel Core i5-4210M @ 2.60GHz</u></a>	2,896	2096	32.90	\$88.04*
<a href="#"><u>Intel Core i5-4210U @ 1.70GHz</u></a>	2,307	2359	NA	NA
<a href="#"><u>Intel Core i5-4210Y @ 1.50GHz</u></a>	1,571	2803	NA	NA
<a href="#"><u>Intel Core i5-4220Y @ 1.60GHz</u></a>	1,591	2787	NA	NA
<a href="#"><u>Intel Core i5-4230U @ 1.90GHz</u></a>	1,853	2621	NA	NA
<a href="#"><u>Intel Core i5-4250U @ 1.30GHz</u></a>	2,173	2440	6.23	\$349.00*
<a href="#"><u>Intel Core i5-4258U @ 2.40GHz</u></a>	2,584	2214	NA	NA
<a href="#"><u>Intel Core i5-4260U @ 1.40GHz</u></a>	2,326	2346	NA	NA
<a href="#"><u>Intel Core i5-4278U @ 2.60GHz</u></a>	2,833	2111	NA	NA
<a href="#"><u>Intel Core i5-4288U @ 2.60GHz</u></a>	2,660	2184	NA	NA
<a href="#"><u>Intel Core i5-4300M @ 2.60GHz</u></a>	2,997	2044	NA	NA
<a href="#"><u>Intel Core i5-4300U @ 1.90GHz</u></a>	2,500	2252	NA	NA
<a href="#"><u>Intel Core i5-4300Y @ 1.60GHz</u></a>	1,485	2871	NA	NA
<a href="#"><u>Intel Core i5-4302Y @ 1.60GHz</u></a>	1,986	2535	NA	NA
<a href="#"><u>Intel Core i5-4308U @ 2.80GHz</u></a>	2,986	2051	NA	NA
<a href="#"><u>Intel Core i5-4310M @ 2.70GHz</u></a>	3,122	1991	NA	NA
<a href="#"><u>Intel Core i5-4310U @ 2.00GHz</u></a>	2,534	2236	NA	NA
<a href="#"><u>Intel Core i5-4330M @ 2.80GHz</u></a>	3,168	1974	11.52	\$274.99*
<a href="#"><u>Intel Core i5-4340M @ 2.90GHz</u></a>	3,471	1857	NA	NA
<a href="#"><u>Intel Core i5-4350U @ 1.40GHz</u></a>	2,425	2288	NA	NA
<a href="#"><u>Intel Core i5-4400E @ 2.70GHz</u></a>	3,251	1942	12.22	\$266.00*
<a href="#"><u>Intel Core i5-4402E @ 1.60GHz</u></a>	2,681	2173	NA	NA
<a href="#"><u>Intel Core i5-4422E @ 1.80GHz</u></a>	1,907	2590	7.17	\$266.00*
<a href="#"><u>Intel Core i5-4430 @ 3.00GHz</u></a>	4,673	1564	96.45	\$48.45



CPU Name	CPU Mark (higher is better)	Rank (lower is better)	CPU Value (higher is better)	Price (USD)
----------	--------------------------------	---------------------------	---------------------------------	----------------

CPU Benchmarks    Video Card Benchmarks    Hard Drive Benchmarks    RAM    PC Systems    Android    iOS / iPhone

<a href="#"><u>Intel Core i5-4440S @ 2.80GHz</u></a>	4,405	1622	35.57	\$123.85*
<a href="#"><u>Intel Core i5-4460 @ 3.20GHz</u></a>	4,868	1532	162.31	\$29.99
<a href="#"><u>Intel Core i5-4460S @ 2.90GHz</u></a>	4,552	1586	28.46	\$159.95*
<a href="#"><u>Intel Core i5-4460T @ 1.90GHz</u></a>	3,621	1817	NA	NA
<a href="#"><u>Intel Core i5-4470 @ 3.30GHz</u></a>	1,180	3105	NA	NA
<a href="#"><u>Intel Core i5-4470S @ 3.00GHz</u></a>	4,742	1552	NA	NA
<a href="#"><u>Intel Core i5-4570 @ 3.20GHz</u></a>	5,225	1484	86.97	\$60.08
<a href="#"><u>Intel Core i5-4570R @ 2.70GHz</u></a>	4,547	1588	NA	NA
<a href="#"><u>Intel Core i5-4570S @ 2.90GHz</u></a>	4,970	1519	49.70	\$100.00
<a href="#"><u>Intel Core i5-4570T @ 2.90GHz</u></a>	3,199	1962	24.84	\$128.80
<a href="#"><u>Intel Core i5-4570TE @ 2.70GHz</u></a>	3,074	2015	8.99	\$341.99*
<a href="#"><u>Intel Core i5-4590 @ 3.30GHz</u></a>	5,361	1449	92.43	\$58.00
<a href="#"><u>Intel Core i5-4590S @ 3.00GHz</u></a>	5,129	1491	366.62	\$13.99
<a href="#"><u>Intel Core i5-4590T @ 2.00GHz</u></a>	4,042	1715	42.91	\$94.19*
<a href="#"><u>Intel Core i5-4670 @ 3.40GHz</u></a>	5,522	1416	92.04	\$60.00
<a href="#"><u>Intel Core i5-4670K @ 3.40GHz</u></a>	5,544	1410	59.61	\$93.00
<a href="#"><u>Intel Core i5-4670K CPT @ 3.40GHz</u></a>	5,034	1509	NA	NA
<a href="#"><u>Intel Core i5-4670R @ 3.00GHz</u></a>	5,233	1481	18.96	\$276.00*
<a href="#"><u>Intel Core i5-4670S @ 3.10GHz</u></a>	5,096	1502	23.93	\$213.00*
<a href="#"><u>Intel Core i5-4670T @ 2.30GHz</u></a>	4,311	1641	16.64	\$259.02*
<a href="#"><u>Intel Core i5-4690 @ 3.50GHz</u></a>	5,606	1401	92.16	\$60.83
<a href="#"><u>Intel Core i5-4690K @ 3.50GHz</u></a>	5,677	1385	89.44	\$63.47
<a href="#"><u>Intel Core i5-4690S @ 3.20GHz</u></a>	5,433	1436	90.56	\$59.99
<a href="#"><u>Intel Core i5-4690T @ 2.50GHz</u></a>	4,704	1557	NA	NA
<a href="#"><u>Intel Core i5-5200U @ 2.20GHz</u></a>	2,498	2254	8.89	\$281.00*
<a href="#"><u>Intel Core i5-5250U @ 1.60GHz</u></a>	2,493	2257	4.70	\$529.99*
<a href="#"><u>Intel Core i5-5257U @ 2.70GHz</u></a>	3,013	2038	NA	NA
<a href="#"><u>Intel Core i5-5287U @ 2.90GHz</u></a>	3,088	2004	NA	NA
<a href="#"><u>Intel Core i5-5300U @ 2.30GHz</u></a>	2,742	2150	9.45	\$289.99*
<a href="#"><u>Intel Core i5-5350U @ 1.80GHz</u></a>	2,613	2199	NA	NA
<a href="#"><u>Intel Core i5-5575R @ 2.80GHz</u></a>	5,101	1499	NA	NA
<a href="#"><u>Intel Core i5-5675C @ 3.10GHz</u></a>	5,546	1409	34.96	\$158.63*

CPU Name	CPU Mark (higher is better)	Rank (lower is better)	CPU Value (higher is better)	Price (USD)
<a href="#">Intel Core i5-6200U @ 2.30GHz</a>	3,000	2042	NA	NA
<a href="#">Intel Core i5-6260U @ 1.80GHz</a>	3,213	1957	6.44	\$499.00*
<a href="#">Intel Core i5-6267U @ 2.90GHz</a>	3,496	1851	NA	NA
<a href="#">Intel Core i5-6287U @ 3.10GHz</a>	3,833	1760	12.61	\$304.00*
<a href="#">Intel Core i5-6300HQ @ 2.30GHz</a>	4,701	1559	NA	NA
<a href="#">Intel Core i5-6300U @ 2.40GHz</a>	3,242	1945	NA	NA
<a href="#">Intel Core i5-6350HQ @ 2.30GHz</a>	4,255	1656	13.90	\$306.00*
<a href="#">Intel Core i5-6360U @ 2.00GHz</a>	3,133	1988	NA	NA
<a href="#">Intel Core i5-6400 @ 2.70GHz</a>	5,166	1490	64.73	\$79.80
<a href="#">Intel Core i5-6400T @ 2.20GHz</a>	4,309	1642	26.93	\$159.99*
<a href="#">Intel Core i5-6402P @ 2.80GHz</a>	5,445	1432	51.85	\$105.00*
<a href="#">Intel Core i5-6440EQ @ 2.70GHz</a>	5,419	1438	NA	NA
<a href="#">Intel Core i5-6440HQ @ 2.60GHz</a>	5,093	1503	NA	NA
<a href="#">Intel Core i5-6442EQ @ 1.90GHz</a>	4,548	1587	18.19	\$250.00*
<a href="#">Intel Core i5-6500 @ 3.20GHz</a>	5,644	1392	67.10	\$84.11
<a href="#">Intel Core i5-6500T @ 2.50GHz</a>	4,771	1544	21.54	\$221.52*
<a href="#">Intel Core i5-6500TE @ 2.30GHz</a>	4,742	1551	9.68	\$489.95
<a href="#">Intel Core i5-6600 @ 3.30GHz</a>	6,033	1331	191.58	\$31.49
<a href="#">Intel Core i5-6600K @ 3.50GHz</a>	6,337	1268	96.02	\$65.99
<a href="#">Intel Core i5-6600T @ 2.70GHz</a>	5,651	1391	49.93	\$113.18*
<a href="#">Intel Core i5-7200U @ 2.50GHz</a>	3,396	1883	6.81	\$499.00*
<a href="#">Intel Core i5-7260U @ 2.20GHz</a>	3,944	1727	8.39	\$469.99*
<a href="#">Intel Core i5-7267U @ 3.10GHz</a>	3,810	1764	NA	NA
<a href="#">Intel Core i5-7287U @ 3.30GHz</a>	4,132	1684	NA	NA
<a href="#">Intel Core i5-7300HQ @ 2.50GHz</a>	5,103	1497	NA	NA
<a href="#">Intel Core i5-7300U @ 2.60GHz</a>	3,693	1802	5.89	\$627.00*
<a href="#">Intel Core i5-7360U @ 2.30GHz</a>	3,954	1725	NA	NA
<a href="#">Intel Core i5-7400 @ 3.00GHz</a>	5,511	1418	64.84	\$84.99
<a href="#">Intel Core i5-7400T @ 2.40GHz</a>	4,766	1545	25.76	\$185.05*
<a href="#">Intel Core i5-7440EQ @ 2.90GHz</a>	5,711	1378	22.84	\$250.00*
<a href="#">Intel Core i5-7440HQ @ 2.80GHz</a>	5,599	1402	NA	NA
<a href="#">Intel Core i5-7442EQ @ 2.10GHz</a>	4,834	1538	19.34	\$250.00*

CPU Benchmarks

Video Card Benchmarks

Hard Drive Benchmarks

RAM

PC Systems

Android

iOS / iPhone

CPU Name	CPU Mark (higher is better)	Rank (lower is better)	CPU Value (higher is better)	Price (USD)
----------	--------------------------------	---------------------------	---------------------------------	----------------

[CPU Benchmarks](#)  
 [Video Card Benchmarks](#)  
 [Hard Drive Benchmarks](#)  
 [RAM](#)  
 [PC Systems](#)  
 [Android](#)  
 [iOS / iPhone](#)

<a href="#">Intel Core i5-7600 @ 3.50GHz</a>	6,566	1225	66.32	\$99.00
<a href="#">Intel Core i5-7600K @ 3.80GHz</a>	6,839	1187	69.79	\$98.00
<a href="#">Intel Core i5-7600T @ 2.80GHz</a>	5,841	1357	39.49	\$147.91*
<a href="#">Intel Core i5-7640X @ 4.00GHz</a>	6,791	1197	71.55	\$94.92
<a href="#">Intel Core i5-8200Y @ 1.30GHz</a>	2,270	2385	7.80	\$291.00*
<a href="#">Intel Core i5-8210Y @ 1.60GHz</a>	2,822	2119	NA	NA
<a href="#">Intel Core i5-8250U @ 1.60GHz</a>	5,896	1348	NA	NA
<a href="#">Intel Core i5-8257U @ 1.40GHz</a>	7,636	1069	23.86	\$320.00*
<a href="#">Intel Core i5-8259U @ 2.30GHz</a>	8,015	1037	15.41	\$519.99*
<a href="#">Intel Core i5-8260U @ 1.60GHz</a>	7,747	1053	17.61	\$439.99*
<a href="#">Intel Core i5-8265U @ 1.60GHz</a>	6,023	1336	12.05	\$499.88*
<a href="#">Intel Core i5-8265UC @ 1.60GHz</a>	5,988	1340	NA	NA
<a href="#">Intel Core i5-8269U @ 2.60GHz</a>	8,055	1032	25.17	\$320.00*
<a href="#">Intel Core i5-8279U @ 2.40GHz</a>	7,765	1051	24.26	\$320.00*
<a href="#">Intel Core i5-8300H @ 2.30GHz</a>	7,485	1088	29.94	\$250.00*
<a href="#">Intel Core i5-8305G @ 2.80GHz</a>	6,876	1182	NA	NA
<a href="#">Intel Core i5-8350U @ 1.70GHz</a>	6,223	1293	20.95	\$297.00*
<a href="#">Intel Core i5-8365U @ 1.60GHz</a>	6,250	1288	11.59	\$539.07*
<a href="#">Intel Core i5-8365UE @ 1.60GHz</a>	5,711	1377	19.23	\$297.00*
<a href="#">Intel Core i5-8400 @ 2.80GHz</a>	9,263	930	65.10	\$142.29
<a href="#">Intel Core i5-8400H @ 2.50GHz</a>	7,825	1049	31.30	\$250.00*
<a href="#">Intel Core i5-8400T @ 1.70GHz</a>	7,488	1087	31.22	\$239.84*
<a href="#">Intel Core i5-8500 @ 3.00GHz</a>	9,605	902	72.48	\$132.51
<a href="#">Intel Core i5-8500B @ 3.00GHz</a>	9,053	946	47.15	\$192.00*
<a href="#">Intel Core i5-8500T @ 2.10GHz</a>	7,732	1055	29.07	\$265.99*
<a href="#">Intel Core i5-8600 @ 3.10GHz</a>	9,946	883	86.07	\$115.56
<a href="#">Intel Core i5-8600K @ 3.60GHz</a>	10,229	865	86.25	\$118.60
<a href="#">Intel Core i5-8600T @ 2.30GHz</a>	8,932	956	44.66	\$199.99*
<a href="#">Intel Core i5-9300H @ 2.40GHz</a>	7,686	1062	30.74	\$250.00*
<a href="#">Intel Core i5-9300HF @ 2.40GHz</a>	7,515	1082	30.06	\$250.00*
<a href="#">Intel Core i5-9400 @ 2.90GHz</a>	9,443	909	68.83	\$137.19
<a href="#">Intel Core i5-9400F @ 2.90GHz</a>	9,520	906	63.47	\$149.99

CPU Name	CPU Mark (higher is better)	Rank (lower is better)	CPU Value (higher is better)	Price (USD)
----------	--------------------------------	---------------------------	---------------------------------	----------------

[CPU Benchmarks](#)  
 [Video Card Benchmarks](#)  
 [Hard Drive Benchmarks](#)  
 [RAM](#)  
 [PC Systems](#)  
 [Android](#)  
 [iOS / iPhone](#)

<a href="#">Intel Core i5-9500 @ 3.00GHz</a>	9,807	890	61.65	\$159.09
<a href="#">Intel Core i5-9500F @ 3.00GHz</a>	10,212	866	76.06	\$134.26
<a href="#">Intel Core i5-9500T @ 2.20GHz</a>	8,124	1023	42.31	\$192.00*
<a href="#">Intel Core i5-9500TE @ 2.20GHz</a>	9,028	949	47.02	\$192.00*
<a href="#">Intel Core i5-9600 @ 3.10GHz</a>	10,314	863	59.87	\$172.29
<a href="#">Intel Core i5-9600K @ 3.70GHz</a>	10,763	828	53.37	\$201.65
<a href="#">Intel Core i5-9600KF @ 3.70GHz</a>	10,783	827	67.39	\$159.99
<a href="#">Intel Core i5-9600T @ 2.30GHz</a>	9,403	916	44.15	\$213.00*
<a href="#">Intel Core i5-10200H @ 2.40GHz</a>	8,292	1006	33.17	\$250.00*
<a href="#">Intel Core i5-10210U @ 1.60GHz</a>	6,288	1281	8.95	\$702.62*
<a href="#">Intel Core i5-10210Y @ 1.00GHz</a>	4,764	1546	NA	NA
<a href="#">Intel Core i5-10300H @ 2.50GHz</a>	8,548	982	34.19	\$250.00*
<a href="#">Intel Core i5-10310U @ 1.70GHz</a>	6,504	1241	21.90	\$297.00*
<a href="#">Intel Core i5-10400 @ 2.90GHz</a>	12,224	758	106.31	\$114.99
<a href="#">Intel Core i5-10400F @ 2.90GHz</a>	12,313	755	112.97	\$109.00
<a href="#">Intel Core i5-10400H @ 2.60GHz</a>	8,622	977	34.49	\$250.00*
<a href="#">Intel Core i5-10400T @ 2.00GHz</a>	9,974	878	54.80	\$182.00*
<a href="#">Intel Core i5-10500 @ 3.10GHz</a>	12,839	739	56.07	\$228.99
<a href="#">Intel Core i5-10500E @ 3.10GHz</a>	10,827	826	55.52	\$195.00*
<a href="#">Intel Core i5-10500H @ 2.50GHz</a>	11,436	790	45.75	\$250.00*
<a href="#">Intel Core i5-10500T @ 2.30GHz</a>	10,096	870	100.97	\$99.99
<a href="#">Intel Core i5-10500TE @ 2.30GHz</a>	8,449	991	43.33	\$195.00*
<a href="#">Intel Core i5-10505 @ 3.20GHz</a>	12,173	760	NA	NA
<a href="#">Intel Core i5-10600 @ 3.30GHz</a>	13,740	690	62.97	\$218.21
<a href="#">Intel Core i5-10600K @ 4.10GHz</a>	14,405	654	90.55	\$159.09
<a href="#">Intel Core i5-10600KF @ 4.10GHz</a>	14,428	653	81.98	\$175.99
<a href="#">Intel Core i5-10600T @ 2.40GHz</a>	11,131	803	52.26	\$213.00*
<a href="#">Intel Core i5-11260H @ 2.60GHz</a>	15,751	592	63.00	\$250.00*
<a href="#">Intel Core i5-11300H @ 3.10GHz</a>	10,998	817	35.59	\$309.00*
<a href="#">Intel Core i5-11320H @ 3.20GHz</a>	11,070	811	35.82	\$309.00*
<a href="#">Intel Core i5-11400 @ 2.60GHz</a>	17,098	541	122.65	\$139.40
<a href="#">Intel Core i5-11400F @ 2.60GHz</a>	17,175	537	143.14	\$119.99

CPU Name	CPU Mark (higher is better)	Rank (lower is better)	CPU Value (higher is better)	Price (USD)
----------	--------------------------------	---------------------------	---------------------------------	----------------

CPU Benchmarks    Video Card Benchmarks    Hard Drive Benchmarks    RAM    PC Systems    Android    iOS / iPhone

<a href="#"><u>Intel Core i5-11500 @ 2.70GHz</u></a>	17,462	524	83.75	\$208.50
<a href="#"><u>Intel Core i5-11500B @ 3.30GHz</u></a>	17,801	510	NA	NA
<a href="#"><u>Intel Core i5-11500H @ 2.90GHz</u></a>	16,011	578	64.04	\$250.00*
<a href="#"><u>Intel Core i5-11500T @ 1.50GHz</u></a>	13,347	709	69.52	\$192.00*
<a href="#"><u>Intel Core i5-11600 @ 2.80GHz</u></a>	18,140	502	73.15	\$247.99
<a href="#"><u>Intel Core i5-11600K @ 3.90GHz</u></a>	19,737	444	110.59	\$178.48
<a href="#"><u>Intel Core i5-11600KF @ 3.90GHz</u></a>	19,714	445	91.77	\$214.82
<a href="#"><u>Intel Core i5-11600T @ 1.70GHz</u></a>	14,713	639	69.08	\$213.00*
<a href="#"><u>Intel Core i5-12400</u></a>	19,528	454	101.71	\$192.00*
<a href="#"><u>Intel Core i5-12400F</u></a>	19,738	443	131.59	\$149.99
<a href="#"><u>Intel Core i5-12400T</u></a>	16,691	554	111.28	\$149.99
<a href="#"><u>Intel Core i5-12450H</u></a>	17,878	508	57.48	\$311.00*
<a href="#"><u>Intel Core i5-12490F</u></a>	20,727	410	113.89	\$181.99
<a href="#"><u>Intel Core i5-12500</u></a>	19,914	436	98.58	\$202.00*
<a href="#"><u>Intel Core i5-12500E</u></a>	20,699	412	92.00	\$225.00*
<a href="#"><u>Intel Core i5-12500H</u></a>	21,562	380	69.33	\$311.00*
<a href="#"><u>Intel Core i5-12500T</u></a>	16,920	547	83.76	\$202.00*
<a href="#"><u>Intel Core i5-12500TE</u></a>	16,456	565	80.27	\$205.00*
<a href="#"><u>Intel Core i5-12600</u></a>	21,450	382	82.50	\$260.00
<a href="#"><u>Intel Core i5-12600H</u></a>	22,998	333	73.95	\$311.00*
<a href="#"><u>Intel Core i5-12600HE</u></a>	24,599	292	78.09	\$315.00*
<a href="#"><u>Intel Core i5-12600HX</u></a>	24,470	296	86.16	\$284.00*
<a href="#"><u>Intel Core i5-12600K</u></a>	27,823	228	139.12	\$199.99
<a href="#"><u>Intel Core i5-12600KF</u></a>	27,472	233	124.91	\$219.94
<a href="#"><u>Intel Core i5-12600T</u></a>	17,503	520	NA	NA
<a href="#"><u>Intel Core i5-13400</u></a>	25,779	268	112.94	\$228.26
<a href="#"><u>Intel Core i5-13400F</u></a>	25,894	266	156.94	\$164.99
<a href="#"><u>Intel Core i5-13400T</u></a>	19,805	441	89.62	\$221.00*
<a href="#"><u>Intel Core i5-13420H</u></a>	19,584	449	57.26	\$342.00*
<a href="#"><u>Intel Core i5-13450HX</u></a>	26,936	250	82.63	\$326.00*
<a href="#"><u>Intel Core i5-13490F</u></a>	27,675	231	104.97	\$263.66
<a href="#"><u>Intel Core i5-13500</u></a>	32,582	167	131.39	\$247.98

CPU Name	CPU Mark (higher is better)	Rank (lower is better)	CPU Value (higher is better)	Price (USD)
----------	--------------------------------	---------------------------	---------------------------------	----------------

CPU Benchmarks    Video Card Benchmarks    Hard Drive Benchmarks    RAM    PC Systems    Android    iOS / iPhone

<a href="#"><u>Intel Core i5-13500T</u></a>	23,033	331	99.28	\$232.00*
<a href="#"><u>Intel Core i5-13600</u></a>	33,911	148	132.99	\$255.00*
<a href="#"><u>Intel Core i5-13600H</u></a>	25,776	269	82.88	\$311.00*
<a href="#"><u>Intel Core i5-13600HX</u></a>	29,716	198	104.63	\$284.00*
<a href="#"><u>Intel Core i5-13600K</u></a>	38,475	121	124.12	\$309.99
<a href="#"><u>Intel Core i5-13600KF</u></a>	38,396	122	131.05	\$292.99
<a href="#"><u>Intel Core i5-13600T</u></a>	27,143	244	106.44	\$255.00*
<a href="#"><u>Intel Core i5-24050S @ 2.50GHz</u></a>	3,061	2023	NA	NA
<a href="#"><u>Intel Core i5-L16G7 @ 1.40GHz</u></a>	3,445	1867	12.26	\$281.00*
<a href="#"><u>Intel Core i7-7Y75 @ 1.30GHz</u></a>	2,665	2179	NA	NA
<a href="#"><u>Intel Core i7-610E @ 2.53GHz</u></a>	1,818	2644	NA	NA
<a href="#"><u>Intel Core i7-620LM @ 2.00GHz</u></a>	1,421	2916	NA	NA
<a href="#"><u>Intel Core i7-620M @ 2.67GHz</u></a>	1,986	2536	7.33	\$270.99
<a href="#"><u>Intel Core i7-620UM @ 1.07GHz</u></a>	1,010	3272	NA	NA
<a href="#"><u>Intel Core i7-640LM @ 2.13GHz</u></a>	1,530	2837	NA	NA
<a href="#"><u>Intel Core i7-640M @ 2.80GHz</u></a>	2,052	2502	14.47	\$141.85
<a href="#"><u>Intel Core i7-640UM @ 1.20GHz</u></a>	1,147	3135	NA	NA
<a href="#"><u>Intel Core i7-660UM @ 1.33GHz</u></a>	1,284	3006	NA	NA
<a href="#"><u>Intel Core i7-680UM @ 1.47GHz</u></a>	1,196	3088	NA	NA
<a href="#"><u>Intel Core i7-720QM @ 1.60GHz</u></a>	1,657	2742	7.53	\$219.95*
<a href="#"><u>Intel Core i7-740QM @ 1.73GHz</u></a>	1,818	2643	9.57	\$189.95*
<a href="#"><u>Intel Core i7-820QM @ 1.73GHz</u></a>	1,804	2651	13.98	\$129.00*
<a href="#"><u>Intel Core i7-840QM @ 1.87GHz</u></a>	1,926	2577	5.68	\$338.90*
<a href="#"><u>Intel Core i7-860 @ 2.80GHz</u></a>	2,965	2062	82.39	\$35.99*
<a href="#"><u>Intel Core i7-860S @ 2.53GHz</u></a>	2,796	2129	19.97	\$140.00
<a href="#"><u>Intel Core i7-870 @ 2.93GHz</u></a>	3,110	1994	31.10	\$100.00
<a href="#"><u>Intel Core i7-870S @ 2.67GHz</u></a>	2,786	2132	NA	NA
<a href="#"><u>Intel Core i7-875K @ 2.93GHz</u></a>	3,027	2033	15.15	\$199.88
<a href="#"><u>Intel Core i7-880 @ 3.07GHz</u></a>	3,105	1999	44.36	\$69.99*
<a href="#"><u>Intel Core i7-920 @ 2.67GHz</u></a>	2,813	2123	28.42	\$99.00*
<a href="#"><u>Intel Core i7-920XM @ 2.00GHz</u></a>	1,885	2604	4.72	\$398.95*
<a href="#"><u>Intel Core i7-930 @ 2.80GHz</u></a>	2,934	2079	114.22	\$25.69*

CPU Name	CPU Mark (higher is better)	Rank (lower is better)	CPU Value (higher is better)	Price (USD)
<a href="#">Intel Core i7-950 @ 3.07GHz</a>	3,188	1966	12.80	\$249.00*
<a href="#">Intel Core i7-960 @ 3.20GHz</a>	3,303	1922	67.41	\$49.00
<a href="#">Intel Core i7-965 @ 3.20GHz</a>	3,424	1872	3.04	\$1,128.00
<a href="#">Intel Core i7-970 @ 3.20GHz</a>	6,526	1235	12.55	\$520.00
<a href="#">Intel Core i7-975 @ 3.33GHz</a>	3,400	1881	7.42	\$458.10
<a href="#">Intel Core i7-980 @ 3.33GHz</a>	6,926	1179	23.81	\$290.84
<a href="#">Intel Core i7-980X @ 3.33GHz</a>	6,827	1190	62.06	\$110.00
<a href="#">Intel Core i7-985 @ 3.47GHz</a>	3,928	1733	NA	NA
<a href="#">Intel Core i7-990X @ 3.47GHz</a>	7,086	1148	40.49	\$175.00
<a href="#">Intel Core i7-995X @ 3.60GHz</a>	7,297	1118	NA	NA
<a href="#">Intel Core i7-1060NG7 @ 1.20GHz</a>	6,668	1214	NA	NA
<a href="#">Intel Core i7-1065G7 @ 1.30GHz</a>	8,472	989	19.89	\$426.00*
<a href="#">Intel Core i7-1068NG7 @ 2.30GHz</a>	9,776	894	22.95	\$426.00*
<a href="#">Intel Core i7-1160G7 @ 1.20GHz</a>	9,183	934	21.56	\$426.00*
<a href="#">Intel Core i7-1165G7 @ 2.80GHz</a>	10,393	852	24.40	\$426.00*
<a href="#">Intel Core i7-1180G7 @ 1.30GHz</a>	8,520	985	20.00	\$426.00*
<a href="#">Intel Core i7-1185G7 @ 3.00GHz</a>	10,612	835	24.91	\$426.00*
<a href="#">Intel Core i7-1185G7E @ 2.80GHz</a>	10,444	849	24.23	\$431.00*
<a href="#">Intel Core i7-1185GRE @ 2.80GHz</a>	8,203	1016	NA	NA
<a href="#">Intel Core i7-1195G7 @ 2.90GHz</a>	11,077	809	26.00	\$426.00*
<a href="#">Intel Core i7-1250U</a>	12,795	741	30.04	\$426.00*
<a href="#">Intel Core i7-1255U</a>	13,939	676	32.72	\$426.00*
<a href="#">Intel Core i7-1260P</a>	17,387	528	NA	NA
<a href="#">Intel Core i7-1260U</a>	13,019	725	NA	NA
<a href="#">Intel Core i7-1265U</a>	14,106	670	33.11	\$426.00*
<a href="#">Intel Core i7-1265UE</a>	10,573	839	22.40	\$472.00*
<a href="#">Intel Core i7-1270P</a>	17,706	515	NA	NA
<a href="#">Intel Core i7-1280P</a>	20,381	420	42.28	\$482.00*
<a href="#">Intel Core i7-1355U</a>	15,711	595	33.50	\$469.00*
<a href="#">Intel Core i7-1360P</a>	19,681	447	41.00	\$480.00*
<a href="#">Intel Core i7-1365U</a>	15,378	606	36.10	\$426.00*
<a href="#">Intel Core i7-1370P</a>	22,597	351	NA	NA

CPU Benchmarks

Video Card Benchmarks

Hard Drive Benchmarks

RAM

PC Systems

Android

iOS / iPhone

CPU Name	CPU Mark (higher is better)	Rank (lower is better)	CPU Value (higher is better)	Price (USD)
----------	--------------------------------	---------------------------	---------------------------------	----------------

CPU Benchmarks    Video Card Benchmarks    Hard Drive Benchmarks    RAM    PC Systems    Android    iOS / iPhone

<a href="#"><u>Intel Core i7-2600S @ 2.80GHz</u></a>	4,594	1578	18.45	\$249.00
<a href="#"><u>Intel Core i7-2610UE @ 1.50GHz</u></a>	1,409	2921	NA	NA
<a href="#"><u>Intel Core i7-2617M @ 1.50GHz</u></a>	1,687	2726	NA	NA
<a href="#"><u>Intel Core i7-2620M @ 2.70GHz</u></a>	2,435	2284	20.94	\$116.27
<a href="#"><u>Intel Core i7-2630QM @ 2.00GHz</u></a>	3,539	1838	18.63	\$189.95*
<a href="#"><u>Intel Core i7-2630UM @ 1.60GHz</u></a>	400	3919	NA	NA
<a href="#"><u>Intel Core i7-2635QM @ 2.00GHz</u></a>	3,286	1931	NA	NA
<a href="#"><u>Intel Core i7-2637M @ 1.70GHz</u></a>	1,783	2671	NA	NA
<a href="#"><u>Intel Core i7-2640M @ 2.80GHz</u></a>	2,499	2253	25.24	\$99.00*
<a href="#"><u>Intel Core i7-2655LE @ 2.20GHz</u></a>	1,999	2529	NA	NA
<a href="#"><u>Intel Core i7-2670QM @ 2.20GHz</u></a>	3,748	1782	29.05	\$129.00*
<a href="#"><u>Intel Core i7-2675QM @ 2.20GHz</u></a>	3,885	1744	NA	NA
<a href="#"><u>Intel Core i7-2677M @ 1.80GHz</u></a>	1,978	2543	NA	NA
<a href="#"><u>Intel Core i7-2700K @ 3.50GHz</u></a>	5,711	1376	57.69	\$99.00
<a href="#"><u>Intel Core i7-2710QE @ 2.10GHz</u></a>	4,044	1714	NA	NA
<a href="#"><u>Intel Core i7-2715QE @ 2.10GHz</u></a>	3,221	1953	NA	NA
<a href="#"><u>Intel Core i7-2720QM @ 2.20GHz</u></a>	4,072	1705	22.63	\$179.95*
<a href="#"><u>Intel Core i7-2760QM @ 2.40GHz</u></a>	4,383	1631	35.92	\$122.02
<a href="#"><u>Intel Core i7-2820QM @ 2.30GHz</u></a>	4,394	1628	11.88	\$369.95*
<a href="#"><u>Intel Core i7-2840QM @ 2.40GHz</u></a>	3,842	1756	NA	NA
<a href="#"><u>Intel Core i7-2860QM @ 2.50GHz</u></a>	4,598	1576	45.98	\$100.00*
<a href="#"><u>Intel Core i7-2920XM @ 2.50GHz</u></a>	4,384	1630	36.53	\$120.00*
<a href="#"><u>Intel Core i7-2960XM @ 2.70GHz</u></a>	4,710	1554	16.91	\$278.52*
<a href="#"><u>Intel Core i7-3517U @ 1.90GHz</u></a>	2,033	2509	NA	NA
<a href="#"><u>Intel Core i7-3517UE @ 1.70GHz</u></a>	2,320	2350	NA	NA
<a href="#"><u>Intel Core i7-3520M @ 2.90GHz</u></a>	2,867	2104	23.50	\$122.02*
<a href="#"><u>Intel Core i7-3537U @ 2.00GHz</u></a>	2,308	2358	NA	NA
<a href="#"><u>Intel Core i7-3540M @ 3.00GHz</u></a>	2,945	2071	23.01	\$128.02*
<a href="#"><u>Intel Core i7-3555LE @ 2.50GHz</u></a>	2,238	2407	NA	NA
<a href="#"><u>Intel Core i7-3610QE @ 2.30GHz</u></a>	5,026	1511	NA	NA
<a href="#"><u>Intel Core i7-3610QM @ 2.30GHz</u></a>	5,110	1496	17.04	\$299.95*
<a href="#"><u>Intel Core i7-3612QE @ 2.10GHz</u></a>	4,929	1526	NA	NA



CPU Name	CPU Mark (higher is better)	Rank (lower is better)	CPU Value (higher is better)	Price (USD)
----------	--------------------------------	---------------------------	---------------------------------	----------------

CPU Benchmarks    Video Card Benchmarks    Hard Drive Benchmarks    RAM    PC Systems    Android    iOS / iPhone

<a href="#"><u>Intel Core i7-3615QM @ 2.30GHz</u></a>	5,212	1486	NA	NA
<a href="#"><u>Intel Core i7-3630QM @ 2.40GHz</u></a>	5,126	1493	22.39	\$229.00*
<a href="#"><u>Intel Core i7-3632QM @ 2.20GHz</u></a>	4,657	1568	66.62	\$69.90
<a href="#"><u>Intel Core i7-3635QM @ 2.40GHz</u></a>	4,708	1555	NA	NA
<a href="#"><u>Intel Core i7-3667U @ 2.00GHz</u></a>	2,390	2310	NA	NA
<a href="#"><u>Intel Core i7-3687U @ 2.10GHz</u></a>	2,641	2191	NA	NA
<a href="#"><u>Intel Core i7-3689Y @ 1.50GHz</u></a>	1,967	2551	NA	NA
<a href="#"><u>Intel Core i7-3720QM @ 2.60GHz</u></a>	5,664	1389	56.67	\$99.95
<a href="#"><u>Intel Core i7-3740QM @ 2.70GHz</u></a>	5,714	1375	26.21	\$218.02
<a href="#"><u>Intel Core i7-3770 @ 3.40GHz</u></a>	6,402	1258	128.06	\$49.99
<a href="#"><u>Intel Core i7-3770K @ 3.50GHz</u></a>	6,462	1245	61.54	\$105.00
<a href="#"><u>Intel Core i7-3770S @ 3.10GHz</u></a>	6,177	1302	82.36	\$75.00
<a href="#"><u>Intel Core i7-3770T @ 2.50GHz</u></a>	5,556	1407	35.48	\$156.59*
<a href="#"><u>Intel Core i7-3820 @ 3.60GHz</u></a>	5,781	1365	58.40	\$98.99
<a href="#"><u>Intel Core i7-3820QM @ 2.70GHz</u></a>	5,707	1381	10.39	\$549.00*
<a href="#"><u>Intel Core i7-3840QM @ 2.80GHz</u></a>	5,933	1345	10.81	\$548.87*
<a href="#"><u>Intel Core i7-3920XM @ 2.90GHz</u></a>	5,651	1390	5.16	\$1,096.00*
<a href="#"><u>Intel Core i7-3930K @ 3.20GHz</u></a>	8,216	1013	20.59	\$399.10
<a href="#"><u>Intel Core i7-3940XM @ 3.00GHz</u></a>	5,774	1367	16.78	\$344.04*
<a href="#"><u>Intel Core i7-3960X @ 3.30GHz</u></a>	8,412	995	4.65	\$1,808.00
<a href="#"><u>Intel Core i7-3970X @ 3.50GHz</u></a>	8,408	996	44.28	\$189.88
<a href="#"><u>Intel Core i7-4500U @ 1.80GHz</u></a>	2,485	2259	NA	NA
<a href="#"><u>Intel Core i7-4510U @ 2.00GHz</u></a>	2,580	2216	NA	NA
<a href="#"><u>Intel Core i7-4550U @ 1.50GHz</u></a>	2,272	2384	NA	NA
<a href="#"><u>Intel Core i7-4558U @ 2.80GHz</u></a>	3,030	2032	NA	NA
<a href="#"><u>Intel Core i7-4560U @ 1.60GHz</u></a>	2,950	2068	NA	NA
<a href="#"><u>Intel Core i7-4578U @ 3.00GHz</u></a>	3,085	2007	NA	NA
<a href="#"><u>Intel Core i7-4600M @ 2.90GHz</u></a>	3,183	1970	NA	NA
<a href="#"><u>Intel Core i7-4600U @ 2.10GHz</u></a>	2,695	2166	NA	NA
<a href="#"><u>Intel Core i7-4610M @ 3.00GHz</u></a>	3,158	1976	NA	NA
<a href="#"><u>Intel Core i7-4610Y @ 1.70GHz</u></a>	2,446	2278	NA	NA
<a href="#"><u>Intel Core i7-4650U @ 1.70GHz</u></a>	2,394	2307	NA	NA

CPU Name	CPU Mark (higher is better)	Rank (lower is better)	CPU Value (higher is better)	Price (USD)
----------	--------------------------------	---------------------------	---------------------------------	----------------

CPU Benchmarks    Video Card Benchmarks    Hard Drive Benchmarks    RAM    PC Systems    Android    iOS / iPhone

<a href="#"><u>Intel Core i7-4700MQ @ 2.40GHz</u></a>	5,347	1452	28.44	\$188.02
<a href="#"><u>Intel Core i7-4702HQ @ 2.20GHz</u></a>	5,528	1415	NA	NA
<a href="#"><u>Intel Core i7-4702MQ @ 2.20GHz</u></a>	5,168	1489	14.68	\$352.05*
<a href="#"><u>Intel Core i7-4710HQ @ 2.50GHz</u></a>	5,517	1417	14.60	\$378.00*
<a href="#"><u>Intel Core i7-4710MQ @ 2.50GHz</u></a>	5,823	1362	21.44	\$271.57*
<a href="#"><u>Intel Core i7-4712HQ @ 2.30GHz</u></a>	5,307	1459	NA	NA
<a href="#"><u>Intel Core i7-4712MQ @ 2.30GHz</u></a>	5,278	1469	NA	NA
<a href="#"><u>Intel Core i7-4720HQ @ 2.60GHz</u></a>	5,757	1369	NA	NA
<a href="#"><u>Intel Core i7-4722HQ @ 2.40GHz</u></a>	5,620	1397	NA	NA
<a href="#"><u>Intel Core i7-4750HQ @ 2.00GHz</u></a>	5,640	1394	NA	NA
<a href="#"><u>Intel Core i7-4760HQ @ 2.10GHz</u></a>	6,300	1277	NA	NA
<a href="#"><u>Intel Core i7-4765T @ 2.00GHz</u></a>	5,086	1504	10.19	\$498.95*
<a href="#"><u>Intel Core i7-4770 @ 3.40GHz</u></a>	7,069	1150	94.27	\$74.99
<a href="#"><u>Intel Core i7-4770HQ @ 2.20GHz</u></a>	6,135	1312	NA	NA
<a href="#"><u>Intel Core i7-4770K @ 3.50GHz</u></a>	7,125	1141	73.54	\$96.89
<a href="#"><u>Intel Core i7-4770R @ 3.20GHz</u></a>	6,516	1239	NA	NA
<a href="#"><u>Intel Core i7-4770S @ 3.10GHz</u></a>	6,761	1205	90.15	\$75.00
<a href="#"><u>Intel Core i7-4770T @ 2.50GHz</u></a>	5,873	1353	78.32	\$74.99
<a href="#"><u>Intel Core i7-4770TE @ 2.30GHz</u></a>	4,557	1584	NA	NA
<a href="#"><u>Intel Core i7-4771 @ 3.50GHz</u></a>	7,123	1142	55.00	\$129.49
<a href="#"><u>Intel Core i7-4785T @ 2.20GHz</u></a>	5,483	1424	NA	NA
<a href="#"><u>Intel Core i7-4790 @ 3.60GHz</u></a>	7,246	1125	85.94	\$84.32
<a href="#"><u>Intel Core i7-4790K @ 4.00GHz</u></a>	8,059	1031	71.32	\$112.99
<a href="#"><u>Intel Core i7-4790S @ 3.20GHz</u></a>	7,000	1163	75.28	\$92.99
<a href="#"><u>Intel Core i7-4790T @ 2.70GHz</u></a>	6,340	1267	25.37	\$249.88*
<a href="#"><u>Intel Core i7-4800MQ @ 2.70GHz</u></a>	5,834	1359	24.31	\$239.99*
<a href="#"><u>Intel Core i7-4810MQ @ 2.80GHz</u></a>	6,049	1327	33.61	\$179.95*
<a href="#"><u>Intel Core i7-4820K @ 3.70GHz</u></a>	6,517	1238	80.91	\$80.55
<a href="#"><u>Intel Core i7-4850HQ @ 2.30GHz</u></a>	6,194	1298	14.27	\$434.00*
<a href="#"><u>Intel Core i7-4860EQ @ 1.80GHz</u></a>	5,500	1420	NA	NA
<a href="#"><u>Intel Core i7-4860HQ @ 2.40GHz</u></a>	6,236	1291	NA	NA
<a href="#"><u>Intel Core i7-4870HQ @ 2.50GHz</u></a>	6,426	1253	NA	NA

CPU Name	CPU Mark (higher is better)	Rank (lower is better)	CPU Value (higher is better)	Price (USD)
<a href="#">Intel Core i7-4930K @ 3.40GHz</a>	9,415	912	54.74	\$171.99
<a href="#">Intel Core i7-4930MX @ 3.00GHz</a>	6,677	1213	6.09	\$1,096.00*
<a href="#">Intel Core i7-4940MX @ 3.10GHz</a>	7,080	1149	10.12	\$699.95*
<a href="#">Intel Core i7-4960HQ @ 2.60GHz</a>	6,708	1210	10.77	\$623.00*
<a href="#">Intel Core i7-4960X @ 3.60GHz</a>	10,118	869	8.09	\$1,250.00
<a href="#">Intel Core i7-4980HQ @ 2.80GHz</a>	6,665	1216	NA	NA
<a href="#">Intel Core i7-5500U @ 2.40GHz</a>	2,777	2137	NA	NA
<a href="#">Intel Core i7-5550U @ 2.00GHz</a>	2,946	2070	NA	NA
<a href="#">Intel Core i7-5557U @ 3.10GHz</a>	3,103	2000	5.12	\$605.99*
<a href="#">Intel Core i7-5600U @ 2.60GHz</a>	3,017	2036	NA	NA
<a href="#">Intel Core i7-5650U @ 2.20GHz</a>	3,049	2026	NA	NA
<a href="#">Intel Core i7-5675C @ 3.10GHz</a>	6,089	1316	NA	NA
<a href="#">Intel Core i7-5700EQ @ 2.60GHz</a>	5,803	1363	NA	NA
<a href="#">Intel Core i7-5700HQ @ 2.70GHz</a>	6,063	1324	NA	NA
<a href="#">Intel Core i7-5775C @ 3.30GHz</a>	7,654	1067	35.60	\$215.00
<a href="#">Intel Core i7-5775R @ 3.30GHz</a>	7,720	1056	NA	NA
<a href="#">Intel Core i7-5820K @ 3.30GHz</a>	9,859	887	82.16	\$120.00
<a href="#">Intel Core i7-5850EQ @ 2.70GHz</a>	7,036	1153	16.17	\$435.00*
<a href="#">Intel Core i7-5850HQ @ 2.70GHz</a>	6,866	1184	15.82	\$434.00*
<a href="#">Intel Core i7-5930K @ 3.50GHz</a>	10,332	860	46.46	\$222.37
<a href="#">Intel Core i7-5950HQ @ 2.90GHz</a>	7,696	1061	NA	NA
<a href="#">Intel Core i7-5960X @ 3.00GHz</a>	12,676	746	119.54	\$106.04
<a href="#">Intel Core i7-6498DU @ 2.50GHz</a>	3,303	1923	NA	NA
<a href="#">Intel Core i7-6500U @ 2.50GHz</a>	3,275	1933	8.33	\$393.00*
<a href="#">Intel Core i7-6560U @ 2.20GHz</a>	3,312	1916	NA	NA
<a href="#">Intel Core i7-6567U @ 3.30GHz</a>	3,836	1759	NA	NA
<a href="#">Intel Core i7-6600U @ 2.60GHz</a>	3,459	1862	NA	NA
<a href="#">Intel Core i7-6650U @ 2.20GHz</a>	3,599	1823	NA	NA
<a href="#">Intel Core i7-6660U @ 2.40GHz</a>	3,681	1804	8.87	\$415.00*
<a href="#">Intel Core i7-6700 @ 3.40GHz</a>	8,082	1028	67.36	\$119.99
<a href="#">Intel Core i7-6700HQ @ 2.60GHz</a>	6,518	1237	17.24	\$378.00*
<a href="#">Intel Core i7-6700K @ 4.00GHz</a>	8,950	954	66.30	\$134.99

CPU Benchmarks

Video Card Benchmarks

Hard Drive Benchmarks

RAM

PC Systems

Android

iOS / iPhone

CPU Name	CPU Mark (higher is better)	Rank (lower is better)	CPU Value (higher is better)	Price (USD)
----------	--------------------------------	---------------------------	---------------------------------	----------------

CPU Benchmarks    Video Card Benchmarks    Hard Drive Benchmarks    RAM    PC Systems    Android    iOS / iPhone

<a href="#"><u>Intel Core i7-6770HQ @ 2.60GHz</u></a>	7,119	1143	11.50	\$619.00*
<a href="#"><u>Intel Core i7-6800K @ 3.40GHz</u></a>	10,756	829	80.75	\$133.20
<a href="#"><u>Intel Core i7-6820EQ @ 2.80GHz</u></a>	7,010	1158	NA	NA
<a href="#"><u>Intel Core i7-6820HK @ 2.70GHz</u></a>	6,978	1169	18.46	\$378.00*
<a href="#"><u>Intel Core i7-6820HQ @ 2.70GHz</u></a>	6,872	1183	NA	NA
<a href="#"><u>Intel Core i7-6822EQ @ 2.00GHz</u></a>	5,241	1477	NA	NA
<a href="#"><u>Intel Core i7-6850K @ 3.60GHz</u></a>	11,402	792	91.03	\$125.26
<a href="#"><u>Intel Core i7-6900K @ 3.20GHz</u></a>	14,496	647	90.60	\$160.00
<a href="#"><u>Intel Core i7-6920HQ @ 2.90GHz</u></a>	7,394	1105	13.02	\$568.00*
<a href="#"><u>Intel Core i7-6950X @ 3.00GHz</u></a>	17,457	525	61.59	\$283.46
<a href="#"><u>Intel Core i7-7500U @ 2.70GHz</u></a>	3,656	1809	6.78	\$539.00*
<a href="#"><u>Intel Core i7-7560U @ 2.40GHz</u></a>	3,723	1792	NA	NA
<a href="#"><u>Intel Core i7-7567U @ 3.50GHz</u></a>	4,205	1667	5.73	\$733.99*
<a href="#"><u>Intel Core i7-7600U @ 2.80GHz</u></a>	3,726	1790	NA	NA
<a href="#"><u>Intel Core i7-7660U @ 2.50GHz</u></a>	4,126	1686	NA	NA
<a href="#"><u>Intel Core i7-7700 @ 3.60GHz</u></a>	8,658	972	78.17	\$110.75
<a href="#"><u>Intel Core i7-7700HQ @ 2.80GHz</u></a>	6,944	1174	18.37	\$378.00*
<a href="#"><u>Intel Core i7-7700K @ 4.20GHz</u></a>	9,663	898	60.75	\$159.06
<a href="#"><u>Intel Core i7-7700T @ 2.90GHz</u></a>	7,570	1076	52.32	\$144.69
<a href="#"><u>Intel Core i7-7740X @ 4.30GHz</u></a>	9,867	885	44.85	\$219.99
<a href="#"><u>Intel Core i7-7800X @ 3.50GHz</u></a>	12,882	736	73.82	\$174.50
<a href="#"><u>Intel Core i7-7820EQ @ 3.00GHz</u></a>	7,453	1095	19.72	\$378.00*
<a href="#"><u>Intel Core i7-7820HK @ 2.90GHz</u></a>	7,478	1090	19.78	\$378.00*
<a href="#"><u>Intel Core i7-7820HQ @ 2.90GHz</u></a>	7,164	1137	18.95	\$378.00*
<a href="#"><u>Intel Core i7-7820X @ 3.60GHz</u></a>	17,230	534	52.23	\$329.88
<a href="#"><u>Intel Core i7-7900X @ 3.30GHz</u></a>	21,008	394	NA	NA
<a href="#"><u>Intel Core i7-7920HQ @ 3.10GHz</u></a>	7,378	1106	12.99	\$568.00*
<a href="#"><u>Intel Core i7-8086K @ 4.00GHz</u></a>	14,396	656	39.23	\$367.00
<a href="#"><u>Intel Core i7-8500Y @ 1.50GHz</u></a>	2,484	2261	6.32	\$393.00*
<a href="#"><u>Intel Core i7-8550U @ 1.80GHz</u></a>	5,930	1346	NA	NA
<a href="#"><u>Intel Core i7-8557U @ 1.70GHz</u></a>	8,003	1039	18.57	\$431.00*
<a href="#"><u>Intel Core i7-8559U @ 2.70GHz</u></a>	8,639	974	14.00	\$617.00*

CPU Name	CPU Mark (higher is better)	Rank (lower is better)	CPU Value (higher is better)	Price (USD)
<a href="#">Intel Core i7-8569U @ 2.80GHz</a>	8,259	1011	19.16	\$431.00*
<a href="#">Intel Core i7-8650U @ 1.90GHz</a>	6,299	1278	6.00	\$1,049.00*
<a href="#">Intel Core i7-8665U @ 1.90GHz</a>	6,286	1282	8.92	\$704.49*
<a href="#">Intel Core i7-8665UE @ 1.70GHz</a>	5,118	1494	12.51	\$409.00*
<a href="#">Intel Core i7-8700 @ 3.20GHz</a>	12,949	729	92.50	\$139.99
<a href="#">Intel Core i7-8700B @ 3.20GHz</a>	12,078	767	39.86	\$303.00*
<a href="#">Intel Core i7-8700K @ 3.70GHz</a>	13,739	691	54.95	\$250.00
<a href="#">Intel Core i7-8700T @ 2.40GHz</a>	10,362	855	26.57	\$389.95
<a href="#">Intel Core i7-8705G @ 3.10GHz</a>	7,760	1052	5.06	\$1,535.11*
<a href="#">Intel Core i7-8706G @ 3.10GHz</a>	8,108	1025	NA	NA
<a href="#">Intel Core i7-8709G @ 3.10GHz</a>	7,926	1044	NA	NA
<a href="#">Intel Core i7-8750H @ 2.20GHz</a>	10,009	877	25.34	\$395.00*
<a href="#">Intel Core i7-8809G @ 3.10GHz</a>	8,642	973	NA	NA
<a href="#">Intel Core i7-8850H @ 2.60GHz</a>	10,330	861	26.15	\$395.00*
<a href="#">Intel Core i7-9700 @ 3.00GHz</a>	13,303	711	79.52	\$167.29
<a href="#">Intel Core i7-9700E @ 2.60GHz</a>	12,898	735	39.93	\$323.00*
<a href="#">Intel Core i7-9700F @ 3.00GHz</a>	13,354	708	66.08	\$202.10
<a href="#">Intel Core i7-9700K @ 3.60GHz</a>	14,539	645	55.81	\$260.53
<a href="#">Intel Core i7-9700KF @ 3.60GHz</a>	14,433	652	60.14	\$239.98
<a href="#">Intel Core i7-9700T @ 2.00GHz</a>	10,731	831	33.22	\$323.00*
<a href="#">Intel Core i7-9700TE @ 1.80GHz</a>	10,647	834	32.96	\$323.00*
<a href="#">Intel Core i7-9750H @ 2.60GHz</a>	11,016	816	11.48	\$960.00*
<a href="#">Intel Core i7-9750HF @ 2.60GHz</a>	11,032	815	27.93	\$395.00*
<a href="#">Intel Core i7-9800X @ 3.80GHz</a>	18,129	503	60.70	\$298.67
<a href="#">Intel Core i7-9850H @ 2.60GHz</a>	11,304	797	8.66	\$1,305.76*
<a href="#">Intel Core i7-9850HL @ 1.90GHz</a>	9,112	939	23.07	\$395.00*
<a href="#">Intel Core i7-10510U @ 1.80GHz</a>	6,699	1212	16.38	\$409.00*
<a href="#">Intel Core i7-10510Y @ 1.20GHz</a>	5,100	1500	12.65	\$403.00*
<a href="#">Intel Core i7-10610U @ 1.80GHz</a>	6,840	1186	16.72	\$409.00*
<a href="#">Intel Core i7-10700 @ 2.90GHz</a>	16,625	559	72.97	\$227.82
<a href="#">Intel Core i7-10700E @ 2.90GHz</a>	16,418	568	49.75	\$330.00*
<a href="#">Intel Core i7-10700F @ 2.90GHz</a>	16,789	551	88.37	\$189.99

CPU Benchmarks

Video Card Benchmarks

Hard Drive Benchmarks

RAM

PC Systems

Android

iOS / iPhone

CPU Name	CPU Mark (higher is better)	Rank (lower is better)	CPU Value (higher is better)	Price (USD)
<a href="#">Intel Core i7-10700T @ 2.00GHz</a>	12,939	731	31.25	\$413.99*
<a href="#">Intel Core i7-10700TE @ 2.00GHz</a>	16,332	571	49.49	\$330.00*
<a href="#">Intel Core i7-10710U @ 1.10GHz</a>	9,830	889	15.24	\$644.99*
<a href="#">Intel Core i7-10750H @ 2.60GHz</a>	12,092	765	NA	NA
<a href="#">Intel Core i7-10810U @ 1.10GHz</a>	8,202	1018	18.52	\$443.00*
<a href="#">Intel Core i7-10850H @ 2.70GHz</a>	11,933	773	30.21	\$395.00*
<a href="#">Intel Core i7-10870H @ 2.20GHz</a>	14,753	635	35.38	\$417.00*
<a href="#">Intel Core i7-10875H @ 2.30GHz</a>	15,182	615	33.74	\$450.00*
<a href="#">Intel Core i7-11370H @ 3.30GHz</a>	11,819	774	27.74	\$426.00*
<a href="#">Intel Core i7-11375H @ 3.30GHz</a>	12,190	759	25.29	\$482.00*
<a href="#">Intel Core i7-11390H @ 3.40GHz</a>	10,470	847	24.58	\$426.00*
<a href="#">Intel Core i7-11600H @ 2.90GHz</a>	15,919	584	40.30	\$395.00*
<a href="#">Intel Core i7-11700 @ 2.50GHz</a>	19,993	432	102.53	\$194.99
<a href="#">Intel Core i7-11700B @ 3.20GHz</a>	22,910	339	NA	NA
<a href="#">Intel Core i7-11700F @ 2.50GHz</a>	21,183	387	93.73	\$225.99
<a href="#">Intel Core i7-11700K @ 3.60GHz</a>	24,673	291	89.36	\$276.10
<a href="#">Intel Core i7-11700KF @ 3.60GHz</a>	24,077	303	91.55	\$262.99
<a href="#">Intel Core i7-11700T @ 1.40GHz</a>	16,118	575	49.90	\$323.00*
<a href="#">Intel Core i7-11800H @ 2.30GHz</a>	20,890	403	52.89	\$395.00*
<a href="#">Intel Core i7-11850H @ 2.50GHz</a>	20,835	408	52.75	\$395.00*
<a href="#">Intel Core i7-11850HE @ 2.60GHz</a>	16,409	569	37.29	\$440.00*
<a href="#">Intel Core i7-12650H</a>	24,037	304	52.60	\$457.00*
<a href="#">Intel Core i7-12700</a>	31,115	180	95.59	\$325.49
<a href="#">Intel Core i7-12700E</a>	28,292	219	82.24	\$344.00*
<a href="#">Intel Core i7-12700F</a>	31,171	179	109.37	\$284.99
<a href="#">Intel Core i7-12700H</a>	26,603	254	58.21	\$457.00*
<a href="#">Intel Core i7-12700K</a>	34,797	140	85.08	\$409.00*
<a href="#">Intel Core i7-12700KF</a>	34,594	142	125.34	\$276.00
<a href="#">Intel Core i7-12700T</a>	21,767	374	64.21	\$339.00*
<a href="#">Intel Core i7-12700TE</a>	15,616	599	45.40	\$344.00*
<a href="#">Intel Core i7-12800H</a>	25,006	282	54.72	\$457.00*
<a href="#">Intel Core i7-12800HE</a>	29,805	197	58.90	\$506.00*

CPU Benchmarks

Video Card Benchmarks

Hard Drive Benchmarks

RAM

PC Systems

Android

iOS / iPhone

CPU Name	CPU Mark (higher is better)	Rank (lower is better)	CPU Value (higher is better)	Price (USD)
<a href="#">Intel Core i7-12500H</a>	33,000	100	100.00	~1,000.00
<a href="#">Intel Core i7-13620H</a>	27,386	238	54.55	\$502.00*
<a href="#">Intel Core i7-13650HX</a>	32,755	162	67.54	\$485.00*
<a href="#">Intel Core i7-13700</a>	39,120	117	111.77	\$349.99
<a href="#">Intel Core i7-13700F</a>	41,297	104	114.40	\$360.99
<a href="#">Intel Core i7-13700H</a>	29,304	206	58.37	\$502.00*
<a href="#">Intel Core i7-13700HX</a>	35,281	133	72.74	\$485.00*
<a href="#">Intel Core i7-13700K</a>	47,018	78	115.24	\$407.99
<a href="#">Intel Core i7-13700KF</a>	46,864	79	119.86	\$390.98
<a href="#">Intel Core i7-13700T</a>	32,034	171	83.42	\$384.00*
<a href="#">Intel Core i7-13705H</a>	30,020	196	59.80	\$502.00*
<a href="#">Intel Core i7-13800H</a>	27,309	240	59.76	\$457.00*
<a href="#">Intel Core i7-13850HX</a>	38,861	119	90.80	\$428.00*
<a href="#">Intel Core i9-7900X @ 3.30GHz</a>	21,241	386	89.41	\$237.56
<a href="#">Intel Core i9-7920X @ 2.90GHz</a>	23,577	317	104.29	\$226.07
<a href="#">Intel Core i9-7940X @ 3.10GHz</a>	26,345	258	52.69	\$500.00
<a href="#">Intel Core i9-7960X @ 2.80GHz</a>	27,436	236	74.56	\$367.98
<a href="#">Intel Core i9-7980XE @ 2.60GHz</a>	30,417	189	39.34	\$773.28
<a href="#">Intel Core i9-8950HK @ 2.90GHz</a>	10,608	836	18.20	\$583.00*
<a href="#">Intel Core i9-9820X @ 3.30GHz</a>	19,757	442	39.77	\$496.83
<a href="#">Intel Core i9-9880H @ 2.30GHz</a>	13,916	679	25.03	\$556.00*
<a href="#">Intel Core i9-9900 @ 3.10GHz</a>	16,710	553	33.49	\$499.00
<a href="#">Intel Core i9-9900K @ 3.60GHz</a>	18,485	489	32.72	\$565.00
<a href="#">Intel Core i9-9900KF @ 3.60GHz</a>	18,474	490	49.26	\$374.99
<a href="#">Intel Core i9-9900KS @ 4.00GHz</a>	19,569	450	20.44	\$957.60
<a href="#">Intel Core i9-9900T @ 2.10GHz</a>	13,411	706	30.55	\$439.00*
<a href="#">Intel Core i9-9900X @ 3.50GHz</a>	21,898	369	39.58	\$553.29
<a href="#">Intel Core i9-9920X @ 3.50GHz</a>	25,320	278	41.49	\$610.31
<a href="#">Intel Core i9-9940X @ 3.30GHz</a>	28,249	221	32.43	\$871.03
<a href="#">Intel Core i9-9960X @ 3.10GHz</a>	30,280	192	21.66	\$1,398.11
<a href="#">Intel Core i9-9980HK @ 2.40GHz</a>	14,443	648	24.77	\$583.00*
<a href="#">Intel Core i9-9980XE @ 3.00GHz</a>	32,102	170	29.53	\$1,087.01
<a href="#">Intel Core i9-9990XE @ 4.00GHz</a>	30,162	193	13.94	\$2,163.00*

CPU Benchmarks

Video Card Benchmarks

Hard Drive Benchmarks

RAM

PC Systems

Android

iOS / iPhone

CPU Name	CPU Mark (higher is better)	Rank (lower is better)	CPU Value (higher is better)	Price (USD)
<a href="#">Intel Core i9-10885H @ 2.40GHz</a>	15,316	609	27.55	\$556.00*
<a href="#">Intel Core i9-10900 @ 2.80GHz</a>	20,124	426	50.44	\$399.00
<a href="#">Intel Core i9-10900E @ 2.80GHz</a>	19,562	451	44.06	\$444.00*
<a href="#">Intel Core i9-10900F @ 2.80GHz</a>	20,449	418	61.45	\$332.80
<a href="#">Intel Core i9-10900K @ 3.70GHz</a>	23,255	322	72.67	\$319.99
<a href="#">Intel Core i9-10900KF @ 3.70GHz</a>	22,913	338	72.69	\$315.19
<a href="#">Intel Core i9-10900T @ 1.90GHz</a>	14,951	626	42.72	\$349.99*
<a href="#">Intel Core i9-10900TE @ 1.80GHz</a>	16,914	548	38.09	\$444.00*
<a href="#">Intel Core i9-10900X @ 3.70GHz</a>	22,483	354	37.16	\$604.97
<a href="#">Intel Core i9-10910 @ 3.60GHz</a>	21,798	372	NA	NA
<a href="#">Intel Core i9-10920X @ 3.50GHz</a>	26,369	257	34.79	\$757.90
<a href="#">Intel Core i9-10940X @ 3.30GHz</a>	27,795	229	30.99	\$897.05
<a href="#">Intel Core i9-10980HK @ 2.40GHz</a>	15,834	588	27.16	\$583.00*
<a href="#">Intel Core i9-10980XE @ 3.00GHz</a>	32,905	158	29.34	\$1,121.48
<a href="#">Intel Core i9-11900 @ 2.50GHz</a>	22,992	334	54.74	\$419.99
<a href="#">Intel Core i9-11900F @ 2.50GHz</a>	22,746	344	54.29	\$418.99
<a href="#">Intel Core i9-11900H @ 2.50GHz</a>	21,074	391	38.60	\$546.00*
<a href="#">Intel Core i9-11900K @ 3.50GHz</a>	25,490	273	79.93	\$318.90
<a href="#">Intel Core i9-11900KB @ 3.30GHz</a>	22,952	337	42.58	\$539.00*
<a href="#">Intel Core i9-11900KF @ 3.50GHz</a>	25,385	277	61.02	\$415.99
<a href="#">Intel Core i9-11900T @ 1.50GHz</a>	18,547	485	42.25	\$439.00*
<a href="#">Intel Core i9-11950H @ 2.60GHz</a>	21,592	379	38.83	\$556.00*
<a href="#">Intel Core i9-11980HK @ 2.60GHz</a>	23,087	327	39.60	\$583.00*
<a href="#">Intel Core i9-12900</a>	34,781	141	77.29	\$449.99
<a href="#">Intel Core i9-12900E</a>	25,580	271	NA	NA
<a href="#">Intel Core i9-12900F</a>	37,262	127	87.68	\$425.00
<a href="#">Intel Core i9-12900H</a>	28,880	213	46.81	\$617.00*
<a href="#">Intel Core i9-12900HK</a>	28,324	218	44.60	\$635.00*
<a href="#">Intel Core i9-12900HX</a>	35,035	137	57.81	\$606.00*
<a href="#">Intel Core i9-12900K</a>	41,612	101	117.88	\$352.99
<a href="#">Intel Core i9-12900KF</a>	41,401	103	103.76	\$398.99
<a href="#">Intel Core i9-12900KS</a>	44,303	91	110.76	\$399.99

CPU Benchmarks

Video Card Benchmarks

Hard Drive Benchmarks

RAM

PC Systems

Android

iOS / iPhone



CPU Name	CPU Mark (higher is better)	Rank (lower is better)	CPU Value (higher is better)	Price (USD)
<a href="#">Intel Core i9-12900K</a>	49,002	69	89.10	\$549.99
<a href="#">Intel Core i9-13900</a>	52,763	57	100.30	\$526.03
<a href="#">Intel Core i9-13900F</a>	30,884	183	50.05	\$617.00*
<a href="#">Intel Core i9-13900H</a>	31,068	182	44.57	\$697.00*
<a href="#">Intel Core i9-13900HK</a>	45,388	90	67.95	\$668.00*
<a href="#">Intel Core i9-13900HX</a>	59,997	40	105.26	\$569.97
<a href="#">Intel Core i9-13900K</a>	59,418	42	108.73	\$546.49
<a href="#">Intel Core i9-13900KF</a>	62,057	37	62.06	\$999.99
<a href="#">Intel Core i9-13900KS</a>	43,673	94	79.55	\$549.00*
<a href="#">Intel Core i9-13900T</a>	33,881	149	48.61	\$697.00*
<a href="#">Intel Core i9-13905H</a>	45,786	87	77.60	\$590.00*
<a href="#">Intel Core i9-13950HX</a>	48,790	71	73.04	\$668.00*
<a href="#">Intel Core i9-13980HX</a>	2,169	2443	7.72	\$281.00*
<a href="#">Intel Core m3-6Y30 @ 0.90GHz</a>	2,589	2210	NA	NA
<a href="#">Intel Core m3-7Y30 @ 1.00GHz</a>	2,749	2147	NA	NA
<a href="#">Intel Core m3-7Y32 @ 1.10GHz</a>	2,901	2095	10.32	\$281.00*
<a href="#">Intel Core m3-8100Y @ 1.10GHz</a>	2,305	2366	NA	NA
<a href="#">Intel Core m5-6Y54 @ 1.10GHz</a>	2,345	2338	NA	NA
<a href="#">Intel Core m5-6Y57 @ 1.10GHz</a>	1,475	2874	NA	NA
<a href="#">Intel Core m5-7Y54 @ 1.20GHz</a>	2,365	2321	NA	NA
<a href="#">Intel Core m7-6Y75 @ 1.20GHz</a>	1,803	2652	NA	NA
<a href="#">Intel Core M-5Y10 @ 0.80GHz</a>	1,905	2592	NA	NA
<a href="#">Intel Core M-5Y10a @ 0.80GHz</a>	1,913	2584	6.81	\$281.00*
<a href="#">Intel Core M-5Y10c @ 0.80GHz</a>	1,974	2545	NA	NA
<a href="#">Intel Core M-5Y31 @ 0.90GHz</a>	2,161	2448	NA	NA
<a href="#">Intel Core M-5Y51 @ 1.10GHz</a>	1,791	2663	NA	NA
<a href="#">Intel Core M-5Y70 @ 1.10GHz</a>	2,024	2517	7.20	\$281.00*
<a href="#">Intel Core M-5Y71 @ 1.20GHz</a>	210	4174	NA	NA
<a href="#">Intel Core Solo T1300 @ 1.66GHz</a>	194	4203	NA	NA
<a href="#">Intel Core Solo T1350 @ 1.86GHz</a>	253	4111	NA	NA
<a href="#">Intel Core Solo T1400 @ 1.83GHz</a>	127	4295	NA	NA
<a href="#">Intel Core Solo U1300 @ 1.06GHz</a>	130	4292	NA	NA
<a href="#">Intel Core Solo U1400 @ 1.20GHz</a>				

CPU Benchmarks

Video Card Benchmarks

Hard Drive Benchmarks

RAM

PC Systems

Android

iOS / iPhone

CPU Name	CPU Mark (higher is better)	Rank (lower is better)	CPU Value (higher is better)	Price (USD)
<a href="#">Intel N97</a>	6,032	1332	47.13	\$128.00*
<a href="#">Intel N100</a>	5,621	1396	43.92	\$128.00*
<a href="#">Intel N200</a>	5,483	1423	28.41	\$193.00*
<a href="#">Intel Pentium 4 1.50GHz</a>	86	4326	NA	NA
<a href="#">Intel Pentium 4 1.60GHz</a>	84	4327	NA	NA
<a href="#">Intel Pentium 4 1.70GHz</a>	86	4325	NA	NA
<a href="#">Intel Pentium 4 1.80GHz</a>	115	4310	NA	NA
<a href="#">Intel Pentium 4 1.90GHz</a>	104	4316	NA	NA
<a href="#">Intel Pentium 4 2.00GHz</a>	133	4288	NA	NA
<a href="#">Intel Pentium 4 2.20GHz</a>	157	4257	NA	NA
<a href="#">Intel Pentium 4 2.26GHz</a>	151	4267	NA	NA
<a href="#">Intel Pentium 4 2.40GHz</a>	131	4291	NA	NA
<a href="#">Intel Pentium 4 2.50GHz</a>	160	4252	NA	NA
<a href="#">Intel Pentium 4 2.53GHz</a>	162	4250	NA	NA
<a href="#">Intel Pentium 4 2.60GHz</a>	215	4170	NA	NA
<a href="#">Intel Pentium 4 2.66GHz</a>	157	4256	NA	NA
<a href="#">Intel Pentium 4 2.80GHz</a>	237	4144	NA	NA
<a href="#">Intel Pentium 4 2.93GHz</a>	150	4268	NA	NA
<a href="#">Intel Pentium 4 3.00GHz</a>	310	4035	NA	NA
<a href="#">Intel Pentium 4 3.06GHz</a>	249	4119	NA	NA
<a href="#">Intel Pentium 4 3.20GHz</a>	331	4005	NA	NA
<a href="#">Intel Pentium 4 3.40GHz</a>	295	4051	NA	NA
<a href="#">Intel Pentium 4 3.46GHz</a>	295	4049	NA	NA
<a href="#">Intel Pentium 4 3.60GHz</a>	315	4025	NA	NA
<a href="#">Intel Pentium 4 3.73GHz</a>	385	3943	NA	NA
<a href="#">Intel Pentium 4 3.80GHz</a>	358	3964	NA	NA
<a href="#">Intel Pentium 4 3.83GHz</a>	154	4261	NA	NA
<a href="#">Intel Pentium 4 1300MHz</a>	77	4331	NA	NA
<a href="#">Intel Pentium 4 1400MHz</a>	83	4328	NA	NA
<a href="#">Intel Pentium 4 1500MHz</a>	81	4329	NA	NA
<a href="#">Intel Pentium 4 1700MHz</a>	100	4320	1.00	\$99.99
<a href="#">Intel Pentium 4 1800MHz</a>	114	4312	NA	NA

CPU Benchmarks

Video Card Benchmarks

Hard Drive Benchmarks

RAM

PC Systems

Android

iOS / iPhone

CPU Name	CPU Mark (higher is better)	Rank (lower is better)	CPU Value (higher is better)	Price (USD)
----------	--------------------------------	---------------------------	---------------------------------	----------------

CPU Benchmarks    Video Card Benchmarks    Hard Drive Benchmarks    RAM    PC Systems    Android    iOS / iPhone

<a href="#"><u>Intel Pentium 4 Mobile 1.90GHz</u></a>	136	4285	NA	NA
<a href="#"><u>Intel Pentium 4 Mobile 2.00GHz</u></a>	132	4290	NA	NA
<a href="#"><u>Intel Pentium 957 @ 1.20GHz</u></a>	622	3685	4.64	\$134.00*
<a href="#"><u>Intel Pentium 967 @ 1.30GHz</u></a>	643	3664	NA	NA
<a href="#"><u>Intel Pentium 987 @ 1.50GHz</u></a>	675	3626	NA	NA
<a href="#"><u>Intel Pentium 997 @ 1.60GHz</u></a>	789	3492	NA	NA
<a href="#"><u>Intel Pentium 1403 @ 2.60GHz</u></a>	1,851	2622	NA	NA
<a href="#"><u>Intel Pentium 1403 v2 @ 2.60GHz</u></a>	2,284	2379	NA	NA
<a href="#"><u>Intel Pentium 2020M @ 2.40GHz</u></a>	1,374	2944	10.25	\$134.00*
<a href="#"><u>Intel Pentium 2030M @ 2.50GHz</u></a>	1,402	2928	10.46	\$134.00*
<a href="#"><u>Intel Pentium 2117U @ 1.80GHz</u></a>	1,021	3253	7.62	\$134.00*
<a href="#"><u>Intel Pentium 2127U @ 1.90GHz</u></a>	1,030	3245	7.69	\$134.00*
<a href="#"><u>Intel Pentium 2129Y @ 1.10GHz</u></a>	587	3727	4.38	\$134.00*
<a href="#"><u>Intel Pentium 3550M @ 2.30GHz</u></a>	1,325	2975	6.14	\$215.92*
<a href="#"><u>Intel Pentium 3556U @ 1.70GHz</u></a>	1,048	3233	NA	NA
<a href="#"><u>Intel Pentium 3558U @ 1.70GHz</u></a>	1,035	3242	NA	NA
<a href="#"><u>Intel Pentium 3560M @ 2.40GHz</u></a>	1,552	2812	NA	NA
<a href="#"><u>Intel Pentium 3560Y @ 1.20GHz</u></a>	849	3423	NA	NA
<a href="#"><u>Intel Pentium 3805U @ 1.90GHz</u></a>	1,169	3114	NA	NA
<a href="#"><u>Intel Pentium 3825U @ 1.90GHz</u></a>	1,354	2956	NA	NA
<a href="#"><u>Intel Pentium 4405U @ 2.10GHz</u></a>	2,070	2488	NA	NA
<a href="#"><u>Intel Pentium 4405Y @ 1.50GHz</u></a>	1,526	2842	NA	NA
<a href="#"><u>Intel Pentium 4410Y @ 1.50GHz</u></a>	1,444	2898	8.97	\$161.00*
<a href="#"><u>Intel Pentium 4415U @ 2.30GHz</u></a>	2,208	2421	NA	NA
<a href="#"><u>Intel Pentium 4415Y @ 1.60GHz</u></a>	1,589	2789	9.87	\$161.00*
<a href="#"><u>Intel Pentium 4417U @ 2.30GHz</u></a>	2,287	2374	14.20	\$161.00*
<a href="#"><u>Intel Pentium 4425Y @ 1.70GHz</u></a>	1,690	2723	10.49	\$161.00*
<a href="#"><u>Intel Pentium 5405U @ 2.30GHz</u></a>	2,267	2386	14.08	\$161.00*
<a href="#"><u>Intel Pentium 6405U @ 2.40GHz</u></a>	2,339	2341	14.53	\$161.00*
<a href="#"><u>Intel Pentium 6805 @ 1.10GHz</u></a>	4,424	1616	27.48	\$161.00*
<a href="#"><u>Intel Pentium A1018 @ 2.10GHz</u></a>	1,193	3090	NA	NA
<a href="#"><u>Intel Pentium A1020 @ 2.41GHz</u></a>	1,249	3039	NA	NA

CPU Name	CPU Mark (higher is better)	Rank (lower is better)	CPU Value (higher is better)	Price (USD)
<a href="#">Intel Pentium B960 @ 2.20GHz</a>	954	3331	24.66	\$38.68*
<a href="#">Intel Pentium B970 @ 2.30GHz</a>	1,088	3192	21.34	\$50.99*
<a href="#">Intel Pentium B980 @ 2.40GHz</a>	1,065	3214	29.75	\$35.81*
<a href="#">Intel Pentium D1508 @ 2.20GHz</a>	3,240	1946	25.12	\$129.00*
<a href="#">Intel Pentium D 3.40GHz</a>	736	3553	NA	NA
<a href="#">Intel Pentium D 805 @ 2.66GHz</a>	374	3953	NA	NA
<a href="#">Intel Pentium D 830 @ 3.00GHz</a>	568	3749	NA	NA
<a href="#">Intel Pentium D 915 @ 2.80GHz</a>	430	3882	NA	NA
<a href="#">Intel Pentium D 940 @ 3.20GHz</a>	498	3824	NA	NA
<a href="#">Intel Pentium D 950 @ 3.40GHz</a>	671	3637	NA	NA
<a href="#">Intel Pentium D 960 @ 3.60GHz</a>	743	3545	NA	NA
<a href="#">Intel Pentium Dual T2390 @ 1.86GHz</a>	745	3544	NA	NA
<a href="#">Intel Pentium E2140 @ 1.60GHz</a>	549	3769	3.46	\$158.99*
<a href="#">Intel Pentium E2160 @ 1.80GHz</a>	641	3667	32.04	\$20.00
<a href="#">Intel Pentium E2180 @ 2.00GHz</a>	678	3623	34.79	\$19.50*
<a href="#">Intel Pentium E2200 @ 2.20GHz</a>	712	3580	13.19	\$54.00
<a href="#">Intel Pentium E2210 @ 2.20GHz</a>	702	3595	NA	NA
<a href="#">Intel Pentium E2220 @ 2.40GHz</a>	804	3476	36.55	\$22.00
<a href="#">Intel Pentium E5200 @ 2.50GHz</a>	867	3406	17.35	\$49.94
<a href="#">Intel Pentium E5300 @ 2.60GHz</a>	916	3363	15.40	\$59.49
<a href="#">Intel Pentium E5400 @ 2.70GHz</a>	957	3324	11.29	\$84.75
<a href="#">Intel Pentium E5500 @ 2.80GHz</a>	1,011	3269	63.26	\$15.99*
<a href="#">Intel Pentium E5700 @ 3.00GHz</a>	1,071	3206	35.70	\$29.99
<a href="#">Intel Pentium E5800 @ 3.20GHz</a>	1,149	3132	11.47	\$100.19
<a href="#">Intel Pentium E6300 @ 2.80GHz</a>	1,024	3250	24.48	\$41.85*
<a href="#">Intel Pentium E6500 @ 2.93GHz</a>	1,135	3148	33.38	\$34.00
<a href="#">Intel Pentium E6600 @ 3.06GHz</a>	1,100	3180	36.74	\$29.95*
<a href="#">Intel Pentium E6700 @ 3.20GHz</a>	1,178	3109	40.61	\$29.00
<a href="#">Intel Pentium E6800 @ 3.33GHz</a>	1,166	3116	46.74	\$24.95*
<a href="#">Intel Pentium Extreme Edition 955 @ 3.46GHz</a>	469	3853	15.02	\$31.23*
<a href="#">Intel Pentium Extreme Edition 965 @ 3.73GHz</a>	987	3294	NA	NA
<a href="#">Intel Pentium G620 @ 2.60GHz</a>	1,222	3065	101.86	\$12.00

CPU Benchmarks

Video Card Benchmarks

Hard Drive Benchmarks

RAM

PC Systems

Android

iOS / iPhone

CPU Name	CPU Mark (higher is better)	Rank (lower is better)	CPU Value (higher is better)	Price (USD)
----------	--------------------------------	---------------------------	---------------------------------	----------------

[CPU Benchmarks](#)  
 [Video Card Benchmarks](#)  
 [Hard Drive Benchmarks](#)  
 [RAM](#)  
 [PC Systems](#)  
 [Android](#)  
 [iOS / iPhone](#)

<a href="#">Intel Pentium G630 @ 2.30GHz</a>	1,090	3189	12.97	\$84.07*
<a href="#">Intel Pentium G640 @ 2.80GHz</a>	1,337	2967	44.56	\$30.00
<a href="#">Intel Pentium G640T @ 2.40GHz</a>	1,139	3142	12.25	\$92.99*
<a href="#">Intel Pentium G645 @ 2.90GHz</a>	1,361	2951	16.39	\$83.00
<a href="#">Intel Pentium G645T @ 2.50GHz</a>	1,188	3094	5.31	\$223.84*
<a href="#">Intel Pentium G840 @ 2.80GHz</a>	1,238	3045	21.48	\$57.64*
<a href="#">Intel Pentium G850 @ 2.90GHz</a>	1,412	2919	42.41	\$33.29
<a href="#">Intel Pentium G860 @ 3.00GHz</a>	1,459	2882	19.99	\$72.99
<a href="#">Intel Pentium G870 @ 3.10GHz</a>	1,523	2845	19.78	\$77.00*
<a href="#">Intel Pentium G2010 @ 2.80GHz</a>	1,611	2771	70.12	\$22.97*
<a href="#">Intel Pentium G2020 @ 2.90GHz</a>	1,684	2730	57.86	\$29.10
<a href="#">Intel Pentium G2020T @ 2.50GHz</a>	1,382	2937	29.04	\$47.60*
<a href="#">Intel Pentium G2030 @ 3.00GHz</a>	1,727	2704	29.00	\$59.53
<a href="#">Intel Pentium G2030T @ 2.60GHz</a>	1,581	2792	12.12	\$130.50*
<a href="#">Intel Pentium G2100T @ 2.60GHz</a>	1,691	2721	NA	NA
<a href="#">Intel Pentium G2120 @ 3.10GHz</a>	1,883	2607	25.12	\$74.99
<a href="#">Intel Pentium G2120T @ 2.70GHz</a>	1,613	2769	NA	NA
<a href="#">Intel Pentium G2130 @ 3.20GHz</a>	1,915	2582	44.85	\$42.69
<a href="#">Intel Pentium G2140 @ 3.30GHz</a>	2,092	2476	46.48	\$45.00
<a href="#">Intel Pentium G3220 @ 3.00GHz</a>	1,891	2601	31.05	\$60.91*
<a href="#">Intel Pentium G3220T @ 2.60GHz</a>	1,593	2786	39.55	\$40.27*
<a href="#">Intel Pentium G3240 @ 3.10GHz</a>	1,937	2568	26.18	\$74.00
<a href="#">Intel Pentium G3240T @ 2.70GHz</a>	1,603	2780	NA	NA
<a href="#">Intel Pentium G3250 @ 3.20GHz</a>	1,962	2554	34.80	\$56.39
<a href="#">Intel Pentium G3250T @ 2.80GHz</a>	1,754	2692	35.10	\$49.99*
<a href="#">Intel Pentium G3258 @ 3.20GHz</a>	2,068	2492	38.81	\$53.28
<a href="#">Intel Pentium G3260 @ 3.30GHz</a>	2,070	2489	17.53	\$118.09
<a href="#">Intel Pentium G3260T @ 2.90GHz</a>	1,755	2691	35.10	\$49.99*
<a href="#">Intel Pentium G3320TE @ 2.30GHz</a>	1,570	2804	NA	NA
<a href="#">Intel Pentium G3420 @ 3.20GHz</a>	1,966	2552	37.09	\$53.00
<a href="#">Intel Pentium G3420T @ 2.70GHz</a>	1,912	2586	11.95	\$159.99*
<a href="#">Intel Pentium G3430 @ 3.30GHz</a>	2,127	2464	21.70	\$98.00

CPU Name	CPU Mark (higher is better)	Rank (lower is better)	CPU Value (higher is better)	Price (USD)
----------	--------------------------------	---------------------------	---------------------------------	----------------

CPU Benchmarks    Video Card Benchmarks    Hard Drive Benchmarks    RAM    PC Systems    Android    iOS / iPhone

<a href="#"><u>Intel Pentium G3450 @ 3.40GHz</u></a>	2,167	2444	40.20	\$53.90
<a href="#"><u>Intel Pentium G3450T @ 2.90GHz</u></a>	2,016	2520	NA	NA
<a href="#"><u>Intel Pentium G3460 @ 3.50GHz</u></a>	2,191	2432	33.97	\$64.49
<a href="#"><u>Intel Pentium G3470 @ 3.60GHz</u></a>	2,428	2287	7.73	\$314.15*
<a href="#"><u>Intel Pentium G4400 @ 3.30GHz</u></a>	2,592	2208	92.62	\$27.99
<a href="#"><u>Intel Pentium G4400T @ 2.90GHz</u></a>	2,330	2345	15.74	\$148.02
<a href="#"><u>Intel Pentium G4400TE @ 2.40GHz</u></a>	2,190	2433	34.23	\$64.00*
<a href="#"><u>Intel Pentium G4500 @ 3.50GHz</u></a>	2,774	2139	30.83	\$89.99*
<a href="#"><u>Intel Pentium G4500T @ 3.00GHz</u></a>	2,391	2308	NA	NA
<a href="#"><u>Intel Pentium G4520 @ 3.60GHz</u></a>	2,952	2066	57.18	\$51.63
<a href="#"><u>Intel Pentium G4560 @ 3.50GHz</u></a>	3,520	1843	87.95	\$40.02
<a href="#"><u>Intel Pentium G4560T @ 2.90GHz</u></a>	2,929	2084	36.62	\$79.98
<a href="#"><u>Intel Pentium G4600 @ 3.60GHz</u></a>	3,607	1821	60.72	\$59.41
<a href="#"><u>Intel Pentium G4600T @ 3.00GHz</u></a>	3,143	1986	26.64	\$117.99*
<a href="#"><u>Intel Pentium G4620 @ 3.70GHz</u></a>	3,767	1776	74.12	\$50.83
<a href="#"><u>Intel Pentium G6950 @ 2.80GHz</u></a>	1,118	3161	22.81	\$49.00
<a href="#"><u>Intel Pentium G6951 @ 2.80GHz</u></a>	1,383	2936	18.68	\$74.00*
<a href="#"><u>Intel Pentium G6960 @ 2.93GHz</u></a>	1,293	3000	NA	NA
<a href="#"><u>Intel Pentium GOLD 6500Y @ 1.10GHz</u></a>	2,977	2058	NA	NA
<a href="#"><u>Intel Pentium Gold 7505 @ 2.00GHz</u></a>	5,259	1474	NA	NA
<a href="#"><u>Intel Pentium Gold 8505</u></a>	9,024	951	NA	NA
<a href="#"><u>Intel Pentium Gold G5400 @ 3.70GHz</u></a>	3,747	1783	71.37	\$52.51
<a href="#"><u>Intel Pentium Gold G5400T @ 3.10GHz</u></a>	3,185	1969	35.41	\$89.95
<a href="#"><u>Intel Pentium Gold G5420 @ 3.80GHz</u></a>	3,662	1807	64.14	\$57.09
<a href="#"><u>Intel Pentium Gold G5420T @ 3.20GHz</u></a>	3,452	1863	53.94	\$64.00*
<a href="#"><u>Intel Pentium Gold G5500 @ 3.80GHz</u></a>	3,840	1758	70.27	\$54.64
<a href="#"><u>Intel Pentium Gold G5500T @ 3.20GHz</u></a>	3,259	1940	43.45	\$75.00*
<a href="#"><u>Intel Pentium Gold G5600 @ 3.90GHz</u></a>	3,741	1787	45.46	\$82.29
<a href="#"><u>Intel Pentium Gold G5600F @ 3.90GHz</u></a>	4,122	1688	58.89	\$69.99
<a href="#"><u>Intel Pentium Gold G5600T @ 3.30GHz</u></a>	3,601	1822	NA	NA
<a href="#"><u>Intel Pentium Gold G5620 @ 4.00GHz</u></a>	4,102	1695	23.53	\$174.31*
<a href="#"><u>Intel Pentium Gold G6400 @ 4.00GHz</u></a>	4,136	1681	66.76	\$61.95

CPU Name	CPU Mark (higher is better)	Rank (lower is better)	CPU Value (higher is better)	Price (USD)
----------	--------------------------------	---------------------------	---------------------------------	----------------

CPU Benchmarks    Video Card Benchmarks    Hard Drive Benchmarks    RAM    PC Systems    Android    iOS / iPhone

<a href="#"><u>Intel Pentium Gold G6405T @ 3.50GHz</u></a>	3,746	1784	58.53	\$64.00*
<a href="#"><u>Intel Pentium Gold G6500 @ 4.10GHz</u></a>	4,170	1672	47.39	\$87.99
<a href="#"><u>Intel Pentium Gold G6500T @ 3.50GHz</u></a>	4,005	1720	53.40	\$75.00*
<a href="#"><u>Intel Pentium Gold G6505 @ 4.20GHz</u></a>	4,378	1633	58.37	\$75.00*
<a href="#"><u>Intel Pentium Gold G6505T @ 3.60GHz</u></a>	3,698	1799	41.08	\$90.00*
<a href="#"><u>Intel Pentium Gold G6600 @ 4.20GHz</u></a>	4,396	1626	18.32	\$239.90
<a href="#"><u>Intel Pentium Gold G6605 @ 4.30GHz</u></a>	4,429	1613	30.53	\$145.08*
<a href="#"><u>Intel Pentium Gold G7400</u></a>	6,797	1194	75.54	\$89.99
<a href="#"><u>Intel Pentium Gold G7400T</u></a>	5,830	1360	91.10	\$64.00*
<a href="#"><u>Intel Pentium III 1400 @ 1400MHz</u></a>	193	4205	NA	NA
<a href="#"><u>Intel Pentium III 1400S @ 1400MHz</u></a>	194	4201	NA	NA
<a href="#"><u>Intel Pentium III Mobile 800MHz</u></a>	119	4306	1.51	\$79.00
<a href="#"><u>Intel Pentium III Mobile 866MHz</u></a>	99	4321	NA	NA
<a href="#"><u>Intel Pentium III Mobile 1066MHz</u></a>	160	4251	NA	NA
<a href="#"><u>Intel Pentium III Mobile 1133MHz</u></a>	164	4249	NA	NA
<a href="#"><u>Intel Pentium III Mobile 1200MHz</u></a>	156	4258	NA	NA
<a href="#"><u>Intel Pentium J2850 @ 2.41GHz</u></a>	1,016	3262	NA	NA
<a href="#"><u>Intel Pentium J2900 @ 2.41GHz</u></a>	1,244	3042	NA	NA
<a href="#"><u>Intel Pentium J3710 @ 1.60GHz</u></a>	1,469	2878	NA	NA
<a href="#"><u>Intel Pentium J4205 @ 1.50GHz</u></a>	2,442	2281	NA	NA
<a href="#"><u>Intel Pentium J6426 @ 2.00GHz</u></a>	4,147	1677	51.83	\$80.00*
<a href="#"><u>Intel Pentium M 1.10GHz</u></a>	184	4218	NA	NA
<a href="#"><u>Intel Pentium M 1.20GHz</u></a>	199	4188	NA	NA
<a href="#"><u>Intel Pentium M 1.30GHz</u></a>	196	4196	NA	NA
<a href="#"><u>Intel Pentium M 1.40GHz</u></a>	225	4160	NA	NA
<a href="#"><u>Intel Pentium M 1.50GHz</u></a>	240	4133	NA	NA
<a href="#"><u>Intel Pentium M 1.60GHz</u></a>	194	4202	NA	NA
<a href="#"><u>Intel Pentium M 1.70GHz</u></a>	239	4134	NA	NA
<a href="#"><u>Intel Pentium M 1.73GHz</u></a>	205	4183	NA	NA
<a href="#"><u>Intel Pentium M 1.80GHz</u></a>	280	4074	NA	NA
<a href="#"><u>Intel Pentium M 1.86GHz</u></a>	222	4163	NA	NA
<a href="#"><u>Intel Pentium M 2.00GHz</u></a>	270	4087	NA	NA

CPU Name	CPU Mark (higher is better)	Rank (lower is better)	CPU Value (higher is better)	Price (USD)
----------	--------------------------------	---------------------------	---------------------------------	----------------

CPU Benchmarks    Video Card Benchmarks    Hard Drive Benchmarks    RAM    PC Systems    Android    iOS / iPhone

<a href="#"><u>Intel Pentium M 2.26GHz</u></a>	227	4157	NA	NA
<a href="#"><u>Intel Pentium M 900MHz</u></a>	141	4279	NA	NA
<a href="#"><u>Intel Pentium M 1000MHz</u></a>	156	4259	NA	NA
<a href="#"><u>Intel Pentium M 1200MHz</u></a>	155	4260	NA	NA
<a href="#"><u>Intel Pentium M 1300MHz</u></a>	197	4192	NA	NA
<a href="#"><u>Intel Pentium M 1400MHz</u></a>	208	4176	NA	NA
<a href="#"><u>Intel Pentium M 1500MHz</u></a>	188	4213	NA	NA
<a href="#"><u>Intel Pentium M 1600MHz</u></a>	193	4206	NA	NA
<a href="#"><u>Intel Pentium M 1700MHz</u></a>	237	4140	NA	NA
<a href="#"><u>Intel Pentium N3510 @ 1.99GHz</u></a>	878	3394	NA	NA
<a href="#"><u>Intel Pentium N3520 @ 2.16GHz</u></a>	1,143	3139	NA	NA
<a href="#"><u>Intel Pentium N3530 @ 2.16GHz</u></a>	1,192	3092	NA	NA
<a href="#"><u>Intel Pentium N3540 @ 2.16GHz</u></a>	1,211	3075	4.83	\$250.87*
<a href="#"><u>Intel Pentium N3700 @ 1.60GHz</u></a>	1,248	3040	2.81	\$444.78*
<a href="#"><u>Intel Pentium N3710 @ 1.60GHz</u></a>	1,376	2941	NA	NA
<a href="#"><u>Intel Pentium N4200 @ 1.10GHz</u></a>	2,155	2453	9.42	\$228.71*
<a href="#"><u>Intel Pentium N6415 @ 1.20GHz</u></a>	3,760	1778	47.00	\$80.00*
<a href="#"><u>Intel Pentium P6000 @ 1.87GHz</u></a>	787	3497	NA	NA
<a href="#"><u>Intel Pentium P6100 @ 2.00GHz</u></a>	875	3397	47.48	\$18.44*
<a href="#"><u>Intel Pentium P6200 @ 2.13GHz</u></a>	886	3388	35.51	\$24.95*
<a href="#"><u>Intel Pentium P6300 @ 2.27GHz</u></a>	834	3442	NA	NA
<a href="#"><u>Intel Pentium Silver J5005 @ 1.50GHz</u></a>	3,080	2011	5.90	\$521.99*
<a href="#"><u>Intel Pentium Silver J5040 @ 2.00GHz</u></a>	3,460	1860	NA	NA
<a href="#"><u>Intel Pentium Silver N5000 @ 1.10GHz</u></a>	2,588	2211	16.08	\$161.00*
<a href="#"><u>Intel Pentium Silver N5020 @ 1.10GHz</u></a>	3,404	1878	NA	NA
<a href="#"><u>Intel Pentium Silver N5030 @ 1.10GHz</u></a>	2,642	2190	NA	NA
<a href="#"><u>Intel Pentium Silver N6000 @ 1.10GHz</u></a>	3,105	1998	NA	NA
<a href="#"><u>Intel Pentium Silver N6005 @ 2.00GHz</u></a>	5,398	1441	NA	NA
<a href="#"><u>Intel Pentium SU2700 @ 1.30GHz</u></a>	239	4136	NA	NA
<a href="#"><u>Intel Pentium SU4100 @ 1.30GHz</u></a>	485	3838	NA	NA
<a href="#"><u>Intel Pentium T2060 @ 1.60GHz</u></a>	330	4006	NA	NA
<a href="#"><u>Intel Pentium T2080 @ 1.73GHz</u></a>	348	3976	2.32	\$149.95*



CPU Name	CPU Mark (higher is better)	Rank (lower is better)	CPU Value (higher is better)	Price (USD)
----------	--------------------------------	---------------------------	---------------------------------	----------------

CPU Benchmarks    Video Card Benchmarks    Hard Drive Benchmarks    RAM    PC Systems    Android    iOS / iPhone

<a href="#"><u>Intel Pentium T2330 @ 1.60GHz</u></a>	538	3782	3.59	\$149.95*
<a href="#"><u>Intel Pentium T2370 @ 1.73GHz</u></a>	541	3779	21.63	\$25.00*
<a href="#"><u>Intel Pentium T2390 @ 1.86GHz</u></a>	570	3746	NA	NA
<a href="#"><u>Intel Pentium T2410 @ 2.00GHz</u></a>	565	3754	NA	NA
<a href="#"><u>Intel Pentium T3200 @ 2.00GHz</u></a>	623	3684	51.91	\$12.00*
<a href="#"><u>Intel Pentium T3400 @ 2.16GHz</u></a>	650	3658	8.14	\$79.95*
<a href="#"><u>Intel Pentium T4200 @ 2.00GHz</u></a>	720	3571	7.28	\$98.95*
<a href="#"><u>Intel Pentium T4300 @ 2.10GHz</u></a>	769	3517	7.77	\$98.95*
<a href="#"><u>Intel Pentium T4400 @ 2.20GHz</u></a>	756	3530	6.88	\$109.95*
<a href="#"><u>Intel Pentium T4500 @ 2.30GHz</u></a>	817	3459	27.27	\$29.95*
<a href="#"><u>Intel Pentium U5400 @ 1.20GHz</u></a>	538	3781	NA	NA
<a href="#"><u>Intel Pentium U5600 @ 1.33GHz</u></a>	624	3683	NA	NA
<a href="#"><u>Intel T1400 @ 1.73GHz</u></a>	475	3847	31.70	\$15.00*
<a href="#"><u>Intel T1500 @ 1.86GHz</u></a>	548	3771	NA	NA
<a href="#"><u>Intel T2050 @ 2.00GHz</u></a>	516	3805	NA	NA
<a href="#"><u>Intel Xeon 2.00GHz</u></a>	152	4266	NA	NA
<a href="#"><u>Intel XEON 2.20GHz</u></a>	164	4245	NA	NA
<a href="#"><u>Intel Xeon 2.40GHz</u></a>	180	4226	19.73	\$9.10*
<a href="#"><u>Intel Xeon 2.80GHz</u></a>	260	4106	NA	NA
<a href="#"><u>Intel Xeon 3.00GHz</u></a>	425	3891	NA	NA
<a href="#"><u>Intel Xeon 3.20GHz</u></a>	478	3842	NA	NA
<a href="#"><u>Intel Xeon 3.40GHz</u></a>	375	3952	NA	NA
<a href="#"><u>Intel Xeon 3.60GHz</u></a>	403	3918	0.47	\$851.00*
<a href="#"><u>Intel Xeon 3.73GHz</u></a>	901	3375	NA	NA
<a href="#"><u>Intel Xeon 3.80GHz</u></a>	393	3935	0.46	\$851.00*
<a href="#"><u>Intel Xeon 3040 @ 1.86GHz</u></a>	790	3490	31.53	\$25.04*
<a href="#"><u>Intel Xeon 3050 @ 2.13GHz</u></a>	841	3431	5.32	\$157.95*
<a href="#"><u>Intel Xeon 3060 @ 2.40GHz</u></a>	983	3300	42.74	\$22.99*
<a href="#"><u>Intel Xeon 3065 @ 2.33GHz</u></a>	867	3403	41.49	\$20.90*
<a href="#"><u>Intel Xeon 3070 @ 2.66GHz</u></a>	1,025	3249	35.78	\$28.65*
<a href="#"><u>Intel Xeon 3075 @ 2.66GHz</u></a>	1,096	3184	3.13	\$349.95*
<a href="#"><u>Intel Xeon 3085 @ 3.00GHz</u></a>	1,070	3209	NA	NA

CPU Name	CPU Mark (higher is better)	Rank (lower is better)	CPU Value (higher is better)	Price (USD)
<a href="#">Intel Xeon 5130 @ 2.00GHz</a>	795	3487	16.22	\$48.99*
<a href="#">Intel Xeon 5133 @ 2.20GHz</a>	887	3387	NA	NA
<a href="#">Intel Xeon 5140 @ 2.33GHz</a>	857	3413	23.16	\$36.99*
<a href="#">Intel Xeon 5148 @ 2.33GHz</a>	912	3364	45.62	\$20.00*
<a href="#">Intel Xeon 5150 @ 2.66GHz</a>	924	3358	29.80	\$30.99*
<a href="#">Intel Xeon 5160 @ 3.00GHz</a>	963	3318	22.14	\$43.50*
<a href="#">Intel Xeon @ 2.00GHz</a>	7,363	1109	NA	NA
<a href="#">Intel Xeon @ 2.20GHz</a>	1,324	2976	NA	NA
<a href="#">Intel Xeon Bronze 3104 @ 1.70GHz</a>	4,576	1581	10.91	\$419.45
<a href="#">Intel Xeon Bronze 3106 @ 1.70GHz</a>	5,769	1368	14.02	\$411.45
<a href="#">Intel Xeon Bronze 3204 @ 1.90GHz</a>	4,843	1536	29.92	\$161.83
<a href="#">Intel Xeon D-1518 @ 2.20GHz</a>	4,830	1539	NA	NA
<a href="#">Intel Xeon D-1520 @ 2.20GHz</a>	3,324	1912	NA	NA
<a href="#">Intel Xeon D-1521 @ 2.40GHz</a>	5,897	1347	NA	NA
<a href="#">Intel Xeon D-1527 @ 2.20GHz</a>	5,213	1485	24.48	\$213.00*
<a href="#">Intel Xeon D-1528 @ 1.90GHz</a>	6,396	1259	NA	NA
<a href="#">Intel Xeon D-1531 @ 2.20GHz</a>	7,483	1089	21.50	\$348.00*
<a href="#">Intel Xeon D-1537 @ 1.70GHz</a>	7,176	1133	12.57	\$571.00*
<a href="#">Intel Xeon D-1539 @ 1.60GHz</a>	7,175	1134	14.76	\$486.00*
<a href="#">Intel Xeon D-1540 @ 2.00GHz</a>	10,061	873	NA	NA
<a href="#">Intel Xeon D-1541 @ 2.10GHz</a>	10,197	867	NA	NA
<a href="#">Intel Xeon D-1548 @ 2.00GHz</a>	9,075	943	16.35	\$555.00*
<a href="#">Intel Xeon D-1557 @ 1.50GHz</a>	8,963	952	12.92	\$694.00*
<a href="#">Intel Xeon D-1559 @ 1.50GHz</a>	7,353	1111	NA	NA
<a href="#">Intel Xeon D-1567 @ 2.10GHz</a>	10,447	848	NA	NA
<a href="#">Intel Xeon D-1577 @ 1.30GHz</a>	11,645	782	9.90	\$1,176.00*
<a href="#">Intel Xeon D-1581 @ 1.80GHz</a>	13,282	712	NA	NA
<a href="#">Intel Xeon D-1587 @ 1.70GHz</a>	13,019	724	NA	NA
<a href="#">Intel Xeon D-1602 @ 2.50GHz</a>	2,459	2270	23.20	\$106.00*
<a href="#">Intel Xeon D-1622 @ 2.60GHz</a>	6,205	1296	36.50	\$170.00*
<a href="#">Intel Xeon D-1715TER @ 2.40GHz</a>	9,104	942	31.94	\$285.00*
<a href="#">Intel Xeon D-1718T @ 2.60GHz</a>	9,610	901	30.61	\$314.00*

CPU Benchmarks

Video Card Benchmarks

Hard Drive Benchmarks

RAM

PC Systems

Android

iOS / iPhone

CPU Name	CPU Mark (higher is better)	Rank (lower is better)	CPU Value (higher is better)	Price (USD)
<a href="#">Intel Xeon D-1733NT @ 2.00GHz</a>	14,849	629	20.62	\$720.00*
<a href="#">Intel Xeon D-1736NT @ 2.70GHz</a>	17,826	509	NA	NA
<a href="#">Intel Xeon D-1747NTE @ 2.50GHz</a>	19,822	439	16.50	\$1,201.00*
<a href="#">Intel Xeon D-2123IT @ 2.20GHz</a>	6,841	1185	32.12	\$213.00*
<a href="#">Intel Xeon D-2141I @ 2.20GHz</a>	12,117	764	21.83	\$555.00*
<a href="#">Intel Xeon D-2143IT @ 2.20GHz</a>	12,461	752	22.02	\$566.00*
<a href="#">Intel Xeon D-2146NT @ 2.30GHz</a>	11,736	781	18.31	\$641.00*
<a href="#">Intel Xeon D-2166NT @ 2.00GHz</a>	15,105	620	15.03	\$1,005.00*
<a href="#">Intel Xeon D-2183IT @ 2.20GHz</a>	18,385	492	10.42	\$1,764.00*
<a href="#">Intel Xeon D-2187NT @ 2.00GHz</a>	18,070	506	9.08	\$1,989.00*
<a href="#">Intel Xeon D-2712T @ 1.90GHz</a>	7,166	1136	19.74	\$363.00*
<a href="#">Intel Xeon D-2733NT @ 2.10GHz</a>	15,799	590	19.75	\$800.00*
<a href="#">Intel Xeon D-2796TE @ 2.00GHz</a>	21,463	381	9.83	\$2,184.00*
<a href="#">Intel Xeon D-2799 @ 2.40GHz</a>	33,792	150	17.48	\$1,933.00*
<a href="#">Intel Xeon E3-1205 v6 @ 3.00GHz</a>	5,682	1383	29.44	\$193.00*
<a href="#">Intel Xeon E3-1220 @ 3.10GHz</a>	3,854	1752	148.29	\$25.99
<a href="#">Intel Xeon E3-1220 V2 @ 3.10GHz</a>	4,652	1569	273.82	\$16.99
<a href="#">Intel Xeon E3-1220 v3 @ 3.10GHz</a>	5,181	1488	57.57	\$90.00
<a href="#">Intel Xeon E3-1220 v5 @ 3.00GHz</a>	5,750	1370	57.56	\$99.89
<a href="#">Intel Xeon E3-1220 v6 @ 3.00GHz</a>	5,711	1379	15.86	\$360.00
<a href="#">Intel Xeon E3-1220L @ 2.20GHz</a>	2,274	2383	NA	NA
<a href="#">Intel Xeon E3-1220L V2 @ 2.30GHz</a>	2,452	2275	13.80	\$177.66*
<a href="#">Intel Xeon E3-1220L v3 @ 1.10GHz</a>	1,407	2924	NA	NA
<a href="#">Intel Xeon E3-1225 @ 3.10GHz</a>	3,846	1753	18.68	\$205.88
<a href="#">Intel Xeon E3-1225 V2 @ 3.20GHz</a>	4,753	1547	22.65	\$209.86
<a href="#">Intel Xeon E3-1225 v3 @ 3.20GHz</a>	5,308	1458	39.50	\$134.37
<a href="#">Intel Xeon E3-1225 v5 @ 3.30GHz</a>	5,936	1344	57.08	\$104.00
<a href="#">Intel Xeon E3-1225 v6 @ 3.30GHz</a>	6,321	1271	16.04	\$394.00
<a href="#">Intel Xeon E3-1226 v3 @ 3.30GHz</a>	5,552	1408	20.57	\$269.86
<a href="#">Intel Xeon E3-1230 @ 3.20GHz</a>	5,085	1505	19.37	\$262.45
<a href="#">Intel Xeon E3-1230 V2 @ 3.30GHz</a>	6,205	1295	47.75	\$129.95
<a href="#">Intel Xeon E3-1230 v3 @ 3.30GHz</a>	6,789	1199	119.59	\$56.77

CPU Benchmarks

Video Card Benchmarks

Hard Drive Benchmarks

RAM

PC Systems

Android

iOS / iPhone

CPU Name	CPU Mark (higher is better)	Rank (lower is better)	CPU Value (higher is better)	Price (USD)
----------	--------------------------------	---------------------------	---------------------------------	----------------

CPU Benchmarks    Video Card Benchmarks    Hard Drive Benchmarks    RAM    PC Systems    Android    iOS / iPhone

<a href="#"><u>Intel Xeon E3-1230 v3 @ 3.00GHz</u></a>	5,268	1471	21.07	\$250.00
<a href="#"><u>Intel Xeon E3-1231 v3 @ 3.40GHz</u></a>	7,026	1154	94.95	\$74.00
<a href="#"><u>Intel Xeon E3-1235 @ 3.20GHz</u></a>	5,030	1510	22.97	\$219.00
<a href="#"><u>Intel Xeon E3-1235L v5 @ 2.00GHz</u></a>	5,013	1513	NA	NA
<a href="#"><u>Intel Xeon E3-1240 @ 3.30GHz</u></a>	5,388	1445	40.82	\$132.00
<a href="#"><u>Intel Xeon E3-1240 V2 @ 3.40GHz</u></a>	6,349	1265	31.96	\$198.65
<a href="#"><u>Intel Xeon E3-1240 v3 @ 3.40GHz</u></a>	7,087	1147	38.82	\$182.56
<a href="#"><u>Intel Xeon E3-1240 v5 @ 3.50GHz</u></a>	8,286	1007	47.76	\$173.49
<a href="#"><u>Intel Xeon E3-1240 v6 @ 3.70GHz</u></a>	8,721	967	28.59	\$305.00
<a href="#"><u>Intel Xeon E3-1240L v3 @ 2.00GHz</u></a>	5,481	1425	6.12	\$895.50*
<a href="#"><u>Intel Xeon E3-1240L v5 @ 2.10GHz</u></a>	6,173	1304	22.21	\$278.00*
<a href="#"><u>Intel Xeon E3-1241 v3 @ 3.50GHz</u></a>	7,145	1139	28.58	\$250.00
<a href="#"><u>Intel Xeon E3-1245 @ 3.30GHz</u></a>	5,342	1453	21.80	\$245.00
<a href="#"><u>Intel Xeon E3-1245 V2 @ 3.40GHz</u></a>	6,312	1273	17.18	\$367.50
<a href="#"><u>Intel Xeon E3-1245 v3 @ 3.40GHz</u></a>	7,056	1151	22.26	\$317.00
<a href="#"><u>Intel Xeon E3-1245 v5 @ 3.50GHz</u></a>	8,042	1033	23.77	\$338.27
<a href="#"><u>Intel Xeon E3-1245 v6 @ 3.70GHz</u></a>	8,676	971	14.71	\$589.95
<a href="#"><u>Intel Xeon E3-1246 v3 @ 3.50GHz</u></a>	7,293	1119	21.16	\$344.59
<a href="#"><u>Intel Xeon E3-1260L @ 2.40GHz</u></a>	4,057	1711	15.02	\$269.99*
<a href="#"><u>Intel Xeon E3-1260L v5 @ 2.90GHz</u></a>	8,208	1015	31.73	\$258.70*
<a href="#"><u>Intel Xeon E3-1265L @ 2.40GHz</u></a>	3,411	1876	12.68	\$268.98*
<a href="#"><u>Intel Xeon E3-1265L V2 @ 2.50GHz</u></a>	5,022	1512	10.84	\$463.39
<a href="#"><u>Intel Xeon E3-1265L v3 @ 2.50GHz</u></a>	6,173	1305	21.54	\$286.54
<a href="#"><u>Intel Xeon E3-1265L v4 @ 2.30GHz</u></a>	6,954	1173	NA	NA
<a href="#"><u>Intel Xeon E3-1268L v3 @ 2.30GHz</u></a>	5,475	1427	NA	NA
<a href="#"><u>Intel Xeon E3-1268L v5 @ 2.40GHz</u></a>	6,079	1319	13.32	\$456.54*
<a href="#"><u>Intel Xeon E3-1270 @ 3.40GHz</u></a>	5,388	1446	30.27	\$178.00
<a href="#"><u>Intel Xeon E3-1270 V2 @ 3.50GHz</u></a>	6,469	1243	33.60	\$192.53
<a href="#"><u>Intel Xeon E3-1270 v3 @ 3.50GHz</u></a>	7,319	1116	18.55	\$394.45
<a href="#"><u>Intel Xeon E3-1270 v5 @ 3.60GHz</u></a>	8,349	1001	40.08	\$208.32
<a href="#"><u>Intel Xeon E3-1270 v6 @ 3.80GHz</u></a>	8,939	955	20.04	\$446.00
<a href="#"><u>Intel Xeon E3-1270L v4 @ 3.00GHz</u></a>	7,662	1064	NA	NA

CPU Name	CPU Mark (higher is better)	Rank (lower is better)	CPU Value (higher is better)	Price (USD)
<a href="#">Intel Xeon E3-1275 V2 @ 3.50GHz</a>	6,561	1227	18.93	\$346.58
<a href="#">Intel Xeon E3-1275 v3 @ 3.50GHz</a>	7,238	1126	20.32	\$356.21
<a href="#">Intel Xeon E3-1275 v5 @ 3.60GHz</a>	8,445	993	37.55	\$224.89
<a href="#">Intel Xeon E3-1275 v6 @ 3.80GHz</a>	9,284	926	26.02	\$356.83
<a href="#">Intel Xeon E3-1275L v3 @ 2.70GHz</a>	6,176	1303	NA	NA
<a href="#">Intel Xeon E3-1276 v3 @ 3.60GHz</a>	7,408	1103	8.96	\$827.00*
<a href="#">Intel Xeon E3-1280 @ 3.50GHz</a>	5,615	1398	15.69	\$358.00
<a href="#">Intel Xeon E3-1280 V2 @ 3.60GHz</a>	6,545	1230	17.08	\$383.25
<a href="#">Intel Xeon E3-1280 v3 @ 3.60GHz</a>	7,371	1107	29.60	\$249.00*
<a href="#">Intel Xeon E3-1280 v5 @ 3.70GHz</a>	8,377	999	5.86	\$1,429.00
<a href="#">Intel Xeon E3-1280 v6 @ 3.90GHz</a>	9,028	950	16.41	\$550.00
<a href="#">Intel Xeon E3-1281 v3 @ 3.70GHz</a>	7,410	1101	13.57	\$546.25
<a href="#">Intel Xeon E3-1285 v3 @ 3.60GHz</a>	6,974	1170	NA	NA
<a href="#">Intel Xeon E3-1285 v4 @ 3.50GHz</a>	7,712	1057	NA	NA
<a href="#">Intel Xeon E3-1285 v6 @ 4.10GHz</a>	8,536	984	8.99	\$949.95
<a href="#">Intel Xeon E3-1285L v3 @ 3.10GHz</a>	6,819	1191	7.59	\$898.50*
<a href="#">Intel Xeon E3-1285L v4 @ 3.40GHz</a>	8,074	1029	8.25	\$979.00
<a href="#">Intel Xeon E3-1286 v3 @ 3.70GHz</a>	7,418	1099	8.84	\$839.00*
<a href="#">Intel Xeon E3-1286L v3 @ 3.20GHz</a>	6,450	1248	8.33	\$774.00*
<a href="#">Intel Xeon E3-1290 @ 3.60GHz</a>	4,988	1516	5.64	\$885.00*
<a href="#">Intel Xeon E3-1290 V2 @ 3.70GHz</a>	6,529	1234	7.38	\$885.00*
<a href="#">Intel Xeon E3-1505L v5 @ 2.00GHz</a>	5,301	1462	NA	NA
<a href="#">Intel Xeon E3-1505L v6 @ 2.20GHz</a>	6,088	1317	NA	NA
<a href="#">Intel Xeon E3-1505M v5 @ 2.80GHz</a>	6,999	1164	NA	NA
<a href="#">Intel Xeon E3-1505M v6 @ 3.00GHz</a>	7,367	1108	NA	NA
<a href="#">Intel Xeon E3-1515M v5 @ 2.80GHz</a>	7,938	1043	NA	NA
<a href="#">Intel Xeon E3-1535M v5 @ 2.90GHz</a>	7,514	1083	12.06	\$623.00*
<a href="#">Intel Xeon E3-1535M v6 @ 3.10GHz</a>	8,103	1026	13.01	\$623.00*
<a href="#">Intel Xeon E3-1545M v5 @ 2.90GHz</a>	8,008	1038	NA	NA
<a href="#">Intel Xeon E3-1575M v5 @ 3.00GHz</a>	7,887	1045	6.53	\$1,207.00*
<a href="#">Intel Xeon E3-1585 v5 @ 3.50GHz</a>	8,408	997	15.12	\$556.00*
<a href="#">Intel Xeon E3-1585L v5 @ 3.00GHz</a>	8,021	1036	18.02	\$445.00*

CPU Benchmarks

Video Card Benchmarks

Hard Drive Benchmarks

RAM

PC Systems

Android

iOS / iPhone

CPU Name	CPU Mark (higher is better)	Rank (lower is better)	CPU Value (higher is better)	Price (USD)
<a href="#">Intel Xeon E5-1428L v2 @ 2.20GHz</a>	6,255	1287	307.05	\$20.37*
<a href="#">Intel Xeon E5-1603 @ 2.80GHz</a>	3,464	1858	102.21	\$33.89*
<a href="#">Intel Xeon E5-1603 v3 @ 2.80GHz</a>	4,482	1603	348.01	\$12.88*
<a href="#">Intel Xeon E5-1603 v4 @ 2.80GHz</a>	4,812	1540	NA	NA
<a href="#">Intel Xeon E5-1607 @ 3.00GHz</a>	3,725	1791	323.06	\$11.53*
<a href="#">Intel Xeon E5-1607 v2 @ 3.00GHz</a>	4,240	1661	18.44	\$229.95*
<a href="#">Intel Xeon E5-1607 v3 @ 3.10GHz</a>	4,964	1520	NA	NA
<a href="#">Intel Xeon E5-1607 v4 @ 3.10GHz</a>	5,238	1479	29.42	\$178.02*
<a href="#">Intel Xeon E5-1620 @ 3.60GHz</a>	5,864	1356	13.24	\$443.00*
<a href="#">Intel Xeon E5-1620 v2 @ 3.70GHz</a>	6,539	1232	21.47	\$304.55
<a href="#">Intel Xeon E5-1620 v3 @ 3.50GHz</a>	6,992	1165	65.96	\$106.00
<a href="#">Intel Xeon E5-1620 v4 @ 3.50GHz</a>	7,430	1098	49.87	\$149.00
<a href="#">Intel Xeon E5-1630 v3 @ 3.70GHz</a>	7,399	1104	5.46	\$1,354.00*
<a href="#">Intel Xeon E5-1630 v4 @ 3.70GHz</a>	7,652	1068	NA	NA
<a href="#">Intel Xeon E5-1650 @ 3.20GHz</a>	8,092	1027	77.81	\$104.00
<a href="#">Intel Xeon E5-1650 v2 @ 3.50GHz</a>	9,345	921	39.26	\$238.02
<a href="#">Intel Xeon E5-1650 v3 @ 3.50GHz</a>	10,436	850	75.35	\$138.51
<a href="#">Intel Xeon E5-1650 v4 @ 3.60GHz</a>	11,470	789	26.68	\$429.95
<a href="#">Intel Xeon E5-1660 @ 3.30GHz</a>	8,379	998	31.36	\$267.19
<a href="#">Intel Xeon E5-1660 v2 @ 3.70GHz</a>	10,335	859	20.71	\$498.95
<a href="#">Intel Xeon E5-1660 v3 @ 3.00GHz</a>	12,611	749	31.61	\$398.95
<a href="#">Intel Xeon E5-1660 v4 @ 3.20GHz</a>	13,500	700	9.04	\$1,494.00*
<a href="#">Intel Xeon E5-1680 v2 @ 3.00GHz</a>	12,717	743	NA	NA
<a href="#">Intel Xeon E5-1680 v3 @ 3.20GHz</a>	13,162	722	22.31	\$589.99*
<a href="#">Intel Xeon E5-1680 v4 @ 3.40GHz</a>	13,773	688	9.19	\$1,498.95*
<a href="#">Intel Xeon E5-1681 v3 @ 2.90GHz</a>	14,820	632	NA	NA
<a href="#">Intel Xeon E5-2403 @ 1.80GHz</a>	2,321	2349	8.64	\$268.50*
<a href="#">Intel Xeon E5-2403 v2 @ 1.80GHz</a>	2,873	2099	52.23	\$55.00
<a href="#">Intel Xeon E5-2407 @ 2.20GHz</a>	2,658	2186	68.14	\$39.00
<a href="#">Intel Xeon E5-2407 v2 @ 2.40GHz</a>	3,504	1848	23.62	\$148.35
<a href="#">Intel Xeon E5-2418L @ 2.00GHz</a>	3,518	1845	NA	NA
<a href="#">Intel Xeon E5-2418L v2 @ 2.00GHz</a>	5,380	1447	8.86	\$607.00*

CPU Benchmarks

Video Card Benchmarks

Hard Drive Benchmarks

RAM

PC Systems

Android

iOS / iPhone

CPU Name	CPU Mark (higher is better)	Rank (lower is better)	CPU Value (higher is better)	Price (USD)
<a href="#">Intel Xeon E5-2430 @ 2.20GHz</a>	5,541	1412	142.06	\$39.00
<a href="#">Intel Xeon E5-2430 v2 @ 2.50GHz</a>	7,039	1152	143.65	\$49.00
<a href="#">Intel Xeon E5-2430L @ 2.00GHz</a>	5,539	1413	26.21	\$211.31*
<a href="#">Intel Xeon E5-2430L v2 @ 2.40GHz</a>	6,332	1270	NA	NA
<a href="#">Intel Xeon E5-2440 @ 2.40GHz</a>	6,091	1315	35.83	\$170.00
<a href="#">Intel Xeon E5-2440 v2 @ 1.90GHz</a>	6,927	1178	11.46	\$604.50*
<a href="#">Intel Xeon E5-2448L v2 @ 1.80GHz</a>	6,774	1202	4.76	\$1,424.00*
<a href="#">Intel Xeon E5-2450 @ 2.10GHz</a>	7,534	1079	153.75	\$49.00*
<a href="#">Intel Xeon E5-2450 v2 @ 2.50GHz</a>	9,060	945	31.79	\$284.95
<a href="#">Intel Xeon E5-2450L @ 1.80GHz</a>	5,880	1352	75.39	\$78.00*
<a href="#">Intel Xeon E5-2470 @ 2.30GHz</a>	8,295	1005	66.01	\$125.66
<a href="#">Intel Xeon E5-2470 v2 @ 2.40GHz</a>	10,535	842	351.29	\$29.99
<a href="#">Intel Xeon E5-2603 @ 1.80GHz</a>	2,362	2324	81.46	\$29.00
<a href="#">Intel Xeon E5-2603 v2 @ 1.80GHz</a>	2,751	2146	53.94	\$51.00
<a href="#">Intel Xeon E5-2603 v3 @ 1.60GHz</a>	3,772	1773	726.69	\$5.19
<a href="#">Intel Xeon E5-2603 v4 @ 1.70GHz</a>	4,695	1560	26.53	\$177.00
<a href="#">Intel Xeon E5-2608L v3 @ 2.00GHz</a>	6,415	1255	14.55	\$441.00*
<a href="#">Intel Xeon E5-2608L v4 @ 1.60GHz</a>	7,447	1097	20.51	\$363.00*
<a href="#">Intel Xeon E5-2609 @ 2.40GHz</a>	2,794	2130	96.36	\$29.00
<a href="#">Intel Xeon E5-2609 v2 @ 2.50GHz</a>	3,500	1850	120.68	\$29.00
<a href="#">Intel Xeon E5-2609 v3 @ 1.90GHz</a>	4,444	1607	153.24	\$29.00
<a href="#">Intel Xeon E5-2609 v4 @ 1.70GHz</a>	5,443	1433	139.56	\$39.00
<a href="#">Intel Xeon E5-2618L v3 @ 2.30GHz</a>	10,881	824	10.56	\$1,029.95*
<a href="#">Intel Xeon E5-2618L v4 @ 2.20GHz</a>	12,406	753	13.75	\$902.20*
<a href="#">Intel Xeon E5-2620 @ 2.00GHz</a>	5,281	1466	68.59	\$77.00
<a href="#">Intel Xeon E5-2620 v2 @ 2.10GHz</a>	6,263	1285	215.96	\$29.00
<a href="#">Intel Xeon E5-2620 v3 @ 2.40GHz</a>	7,838	1048	603.38	\$12.99
<a href="#">Intel Xeon E5-2620 v4 @ 2.10GHz</a>	9,210	933	187.96	\$49.00
<a href="#">Intel Xeon E5-2623 v3 @ 3.00GHz</a>	6,790	1198	29.53	\$229.95
<a href="#">Intel Xeon E5-2623 v4 @ 2.60GHz</a>	7,111	1144	719.01	\$9.89
<a href="#">Intel Xeon E5-2628 v3 @ 2.50GHz</a>	8,447	992	NA	NA
<a href="#">Intel Xeon E5-2628L v2 @ 1.90GHz</a>	7,181	1131	NA	NA

CPU Benchmarks

Video Card Benchmarks

Hard Drive Benchmarks

RAM

PC Systems

Android

iOS / iPhone

CPU Name	CPU Mark (higher is better)	Rank (lower is better)	CPU Value (higher is better)	Price (USD)
<a href="#">Intel Xeon E5-2629 v3 @ 2.40GHz</a>	9,139	937	18.28	\$499.88*
<a href="#">Intel Xeon E5-2630 @ 2.30GHz</a>	6,117	1313	210.92	\$29.00
<a href="#">Intel Xeon E5-2630 v2 @ 2.60GHz</a>	7,478	1091	575.70	\$12.99
<a href="#">Intel Xeon E5-2630 v3 @ 2.40GHz</a>	10,395	851	693.46	\$14.99
<a href="#">Intel Xeon E5-2630 v4 @ 2.20GHz</a>	11,801	775	787.24	\$14.99
<a href="#">Intel Xeon E5-2630L @ 2.00GHz</a>	5,305	1461	102.37	\$51.82*
<a href="#">Intel Xeon E5-2630L v2 @ 2.40GHz</a>	6,701	1211	80.68	\$83.06*
<a href="#">Intel Xeon E5-2630L v3 @ 1.80GHz</a>	8,800	965	111.40	\$79.00*
<a href="#">Intel Xeon E5-2630L v4 @ 1.80GHz</a>	10,491	845	81.33	\$129.00
<a href="#">Intel Xeon E5-2637 @ 3.00GHz</a>	2,978	2057	37.69	\$79.00*
<a href="#">Intel Xeon E5-2637 v2 @ 3.50GHz</a>	6,416	1254	71.32	\$89.95
<a href="#">Intel Xeon E5-2637 v3 @ 3.50GHz</a>	7,455	1094	191.15	\$39.00
<a href="#">Intel Xeon E5-2637 v4 @ 3.50GHz</a>	7,339	1114	188.18	\$39.00
<a href="#">Intel Xeon E5-2640 @ 2.50GHz</a>	6,301	1276	217.28	\$29.00
<a href="#">Intel Xeon E5-2640 v2 @ 2.00GHz</a>	7,628	1070	76.28	\$100.00
<a href="#">Intel Xeon E5-2640 v3 @ 2.60GHz</a>	11,278	798	868.24	\$12.99
<a href="#">Intel Xeon E5-2640 v4 @ 2.40GHz</a>	12,085	766	60.42	\$200.00
<a href="#">Intel Xeon E5-2643 @ 3.30GHz</a>	5,506	1419	2.89	\$1,905.15
<a href="#">Intel Xeon E5-2643 v2 @ 3.50GHz</a>	9,134	938	457.83	\$19.95
<a href="#">Intel Xeon E5-2643 v3 @ 3.40GHz</a>	10,472	846	498.91	\$20.99*
<a href="#">Intel Xeon E5-2643 v4 @ 3.40GHz</a>	11,081	806	35.75	\$310.00
<a href="#">Intel Xeon E5-2648L @ 1.80GHz</a>	5,262	1473	NA	NA
<a href="#">Intel Xeon E5-2648L v2 @ 1.90GHz</a>	8,828	961	9.34	\$945.00*
<a href="#">Intel Xeon E5-2648L v3 @ 1.80GHz</a>	9,847	888	16.40	\$600.53*
<a href="#">Intel Xeon E5-2648L v4 @ 1.80GHz</a>	11,547	786	8.34	\$1,384.57*
<a href="#">Intel Xeon E5-2649 v3 @ 2.30GHz</a>	12,399	754	NA	NA
<a href="#">Intel Xeon E5-2650 @ 2.00GHz</a>	7,412	1100	255.58	\$29.00
<a href="#">Intel Xeon E5-2650 v2 @ 2.60GHz</a>	9,959	880	255.36	\$39.00
<a href="#">Intel Xeon E5-2650 v3 @ 2.30GHz</a>	12,013	770	751.27	\$15.99
<a href="#">Intel Xeon E5-2650 v4 @ 2.20GHz</a>	13,930	678	357.18	\$39.00
<a href="#">Intel Xeon E5-2650L @ 1.80GHz</a>	6,005	1338	207.06	\$29.00
<a href="#">Intel Xeon E5-2650L v2 @ 1.70GHz</a>	7,586	1075	194.51	\$39.00

CPU Benchmarks

Video Card Benchmarks

Hard Drive Benchmarks

RAM

PC Systems

Android

iOS / iPhone



CPU Name	CPU Mark (higher is better)	Rank (lower is better)	CPU Value (higher is better)	Price (USD)
<a href="#">Intel Xeon E5-2651 v2 @ 1.80GHz</a>	9,408	914	33.83	\$278.10*
<a href="#">Intel Xeon E5-2658 @ 2.10GHz</a>	6,073	1320	4.50	\$1,350.70*
<a href="#">Intel Xeon E5-2658 v2 @ 2.40GHz</a>	10,559	840	83.31	\$126.74*
<a href="#">Intel Xeon E5-2658 v3 @ 2.20GHz</a>	13,487	702	NA	NA
<a href="#">Intel Xeon E5-2658 v4 @ 2.30GHz</a>	14,434	651	NA	NA
<a href="#">Intel Xeon E5-2658A v3 @ 2.20GHz</a>	14,879	628	8.12	\$1,832.00*
<a href="#">Intel Xeon E5-2660 @ 2.20GHz</a>	8,152	1021	1,347.42	\$6.05
<a href="#">Intel Xeon E5-2660 v2 @ 2.20GHz</a>	10,583	838	75.56	\$140.07*
<a href="#">Intel Xeon E5-2660 v3 @ 2.60GHz</a>	13,193	720	139.93	\$94.28
<a href="#">Intel Xeon E5-2660 v4 @ 2.00GHz</a>	16,005	579	231.95	\$69.00
<a href="#">Intel Xeon E5-2663 v3 @ 2.80GHz</a>	11,777	776	NA	NA
<a href="#">Intel Xeon E5-2665 @ 2.40GHz</a>	8,277	1008	56.61	\$146.21
<a href="#">Intel Xeon E5-2666 v3 @ 2.90GHz</a>	14,314	660	NA	NA
<a href="#">Intel Xeon E5-2667 @ 2.90GHz</a>	7,496	1086	80.10	\$93.58
<a href="#">Intel Xeon E5-2667 v2 @ 3.30GHz</a>	12,264	757	42.30	\$289.95
<a href="#">Intel Xeon E5-2667 v3 @ 3.20GHz</a>	12,677	745	67.07	\$189.00*
<a href="#">Intel Xeon E5-2667 v4 @ 3.20GHz</a>	13,945	674	18.96	\$735.32
<a href="#">Intel Xeon E5-2669 v3 @ 2.30GHz</a>	16,107	576	NA	NA
<a href="#">Intel Xeon E5-2670 @ 2.60GHz</a>	8,924	957	496.06	\$17.99
<a href="#">Intel Xeon E5-2670 v2 @ 2.50GHz</a>	11,325	795	435.75	\$25.99
<a href="#">Intel Xeon E5-2670 v3 @ 2.30GHz</a>	13,827	686	354.54	\$39.00
<a href="#">Intel Xeon E5-2673 v2 @ 3.30GHz</a>	12,128	762	NA	NA
<a href="#">Intel Xeon E5-2673 v3 @ 2.40GHz</a>	14,171	668	20.24	\$700.00*
<a href="#">Intel Xeon E5-2673 v4 @ 2.30GHz</a>	21,056	393	10.80	\$1,950.00*
<a href="#">Intel Xeon E5-2675 v3 @ 1.80GHz</a>	11,960	771	NA	NA
<a href="#">Intel Xeon E5-2676 v3 @ 2.40GHz</a>	13,964	673	NA	NA
<a href="#">Intel Xeon E5-2676 v4 @ 2.40GHz</a>	18,978	470	NA	NA
<a href="#">Intel Xeon E5-2678 v3 @ 2.50GHz</a>	14,733	637	138.74	\$106.19*
<a href="#">Intel Xeon E5-2679 v4 @ 2.50GHz</a>	24,131	301	8.93	\$2,702.00*
<a href="#">Intel Xeon E5-2680 @ 2.70GHz</a>	9,410	913	324.50	\$29.00
<a href="#">Intel Xeon E5-2680 v2 @ 2.80GHz</a>	12,594	750	322.92	\$39.00
<a href="#">Intel Xeon E5-2680 v3 @ 2.50GHz</a>	15,340	608	85.22	\$180.00

CPU Benchmarks

Video Card Benchmarks

Hard Drive Benchmarks

RAM

PC Systems

Android

iOS / iPhone

CPU Name	CPU Mark (higher is better)	Rank (lower is better)	CPU Value (higher is better)	Price (USD)
----------	--------------------------------	---------------------------	---------------------------------	----------------

CPU Benchmarks    Video Card Benchmarks    Hard Drive Benchmarks    RAM    PC Systems    Android    iOS / iPhone

<a href="#"><u>Intel Xeon E5-2682 v4 @ 2.50GHz</u></a>	19,702	446	NA	NA
<a href="#"><u>Intel Xeon E5-2683 v3 @ 2.00GHz</u></a>	14,830	631	17.01	\$871.99*
<a href="#"><u>Intel Xeon E5-2683 v4 @ 2.10GHz</u></a>	17,604	517	71.85	\$245.00
<a href="#"><u>Intel Xeon E5-2685 v3 @ 2.60GHz</u></a>	12,944	730	NA	NA
<a href="#"><u>Intel Xeon E5-2686 v3 @ 2.00GHz</u></a>	18,148	501	NA	NA
<a href="#"><u>Intel Xeon E5-2686 v4 @ 2.30GHz</u></a>	21,084	390	NA	NA
<a href="#"><u>Intel Xeon E5-2687W @ 3.10GHz</u></a>	9,961	879	15.34	\$649.45
<a href="#"><u>Intel Xeon E5-2687W v2 @ 3.40GHz</u></a>	12,161	761	30.16	\$403.19
<a href="#"><u>Intel Xeon E5-2687W v3 @ 3.10GHz</u></a>	14,716	638	24.63	\$597.45
<a href="#"><u>Intel Xeon E5-2687W v4 @ 3.00GHz</u></a>	18,208	499	19.58	\$930.00
<a href="#"><u>Intel Xeon E5-2689 @ 2.60GHz</u></a>	9,744	896	53.32	\$182.75*
<a href="#"><u>Intel Xeon E5-2689 v4 @ 3.10GHz</u></a>	17,040	542	NA	NA
<a href="#"><u>Intel Xeon E5-2690 @ 2.90GHz</u></a>	9,788	892	250.98	\$39.00
<a href="#"><u>Intel Xeon E5-2690 v2 @ 3.00GHz</u></a>	13,500	699	182.45	\$73.99
<a href="#"><u>Intel Xeon E5-2690 v3 @ 2.60GHz</u></a>	16,475	563	336.23	\$49.00
<a href="#"><u>Intel Xeon E5-2690 v4 @ 2.60GHz</u></a>	19,947	433	42.31	\$471.45
<a href="#"><u>Intel Xeon E5-2692 v2 @ 2.20GHz</u></a>	12,119	763	NA	NA
<a href="#"><u>Intel Xeon E5-2695 v2 @ 2.40GHz</u></a>	13,201	718	178.42	\$73.99
<a href="#"><u>Intel Xeon E5-2695 v3 @ 2.30GHz</u></a>	16,734	552	78.49	\$213.19
<a href="#"><u>Intel Xeon E5-2695 v4 @ 2.10GHz</u></a>	19,862	437	41.60	\$477.45
<a href="#"><u>Intel Xeon E5-2696 v2 @ 2.50GHz</u></a>	14,254	666	NA	NA
<a href="#"><u>Intel Xeon E5-2696 v3 @ 2.30GHz</u></a>	23,182	325	42.38	\$546.99*
<a href="#"><u>Intel Xeon E5-2696 v4 @ 2.20GHz</u></a>	24,596	293	12.57	\$1,957.18
<a href="#"><u>Intel Xeon E5-2697 v2 @ 2.70GHz</u></a>	14,362	658	87.04	\$165.00
<a href="#"><u>Intel Xeon E5-2697 v3 @ 2.60GHz</u></a>	18,891	475	111.13	\$170.00
<a href="#"><u>Intel Xeon E5-2697 v4 @ 2.30GHz</u></a>	20,186	424	47.83	\$422.00
<a href="#"><u>Intel Xeon E5-2697A v4 @ 2.60GHz</u></a>	21,769	373	NA	NA
<a href="#"><u>Intel Xeon E5-2697R v4 @ 2.30GHz</u></a>	20,843	406	NA	NA
<a href="#"><u>Intel Xeon E5-2698 v3 @ 2.30GHz</u></a>	18,893	474	2.41	\$7,840.00*
<a href="#"><u>Intel Xeon E5-2698 v4 @ 2.20GHz</u></a>	23,048	330	25.36	\$908.70*
<a href="#"><u>Intel Xeon E5-2698B v3 @ 2.00GHz</u></a>	16,633	558	NA	NA
<a href="#"><u>Intel Xeon E5-2698R v4 @ 2.20GHz</u></a>	25,605	270	NA	NA

CPU Name	CPU Mark (higher is better)	Rank (lower is better)	CPU Value (higher is better)	Price (USD)
<a href="#">Intel Xeon E5-2699A v4 @ 2.40GHz</a>	18,966	471	3.84	\$4,938.00*
<a href="#">Intel Xeon E5-2699C v4 @ 2.20GHz</a>	22,308	356	NA	NA
<a href="#">Intel Xeon E5-4603 @ 2.00GHz</a>	3,391	1885	25.65	\$132.19
<a href="#">Intel Xeon E5-4607 v2 @ 2.60GHz</a>	6,986	1167	95.96	\$72.80*
<a href="#">Intel Xeon E5-4610 @ 2.40GHz</a>	6,460	1246	30.58	\$211.23
<a href="#">Intel Xeon E5-4610 v3 @ 1.70GHz</a>	7,229	1128	5.93	\$1,219.00*
<a href="#">Intel Xeon E5-4617 @ 2.90GHz</a>	6,298	1279	175.52	\$35.88*
<a href="#">Intel Xeon E5-4620 @ 2.20GHz</a>	6,830	1188	136.59	\$50.00
<a href="#">Intel Xeon E5-4620 v2 @ 2.60GHz</a>	9,540	905	104.83	\$91.00*
<a href="#">Intel Xeon E5-4620 v3 @ 2.00GHz</a>	10,525	843	521.58	\$20.18*
<a href="#">Intel Xeon E5-4627 v2 @ 3.30GHz</a>	9,320	924	18.68	\$498.95*
<a href="#">Intel Xeon E5-4627 v3 @ 2.60GHz</a>	11,344	794	4.73	\$2,400.00*
<a href="#">Intel Xeon E5-4627 v4 @ 2.60GHz</a>	12,969	727	12.97	\$999.99*
<a href="#">Intel Xeon E5-4640 @ 2.40GHz</a>	7,012	1155	179.81	\$39.00
<a href="#">Intel Xeon E5-4640 v3 @ 1.90GHz</a>	10,372	853	NA	NA
<a href="#">Intel Xeon E5-4648 v3 @ 1.70GHz</a>	9,061	944	NA	NA
<a href="#">Intel Xeon E5-4650 @ 2.70GHz</a>	8,630	976	69.60	\$124.00*
<a href="#">Intel Xeon E5-4650 v2 @ 2.40GHz</a>	11,064	812	22.17	\$498.95*
<a href="#">Intel Xeon E5-4650 v3 @ 2.10GHz</a>	10,838	825	2.82	\$3,838.00*
<a href="#">Intel Xeon E5-4650L @ 2.60GHz</a>	8,472	988	42.36	\$200.00
<a href="#">Intel Xeon E5-4655 v3 @ 2.90GHz</a>	9,377	917	2.03	\$4,616.00*
<a href="#">Intel Xeon E5-4657L v2 @ 2.40GHz</a>	11,553	785	15.38	\$751.19*
<a href="#">Intel Xeon E5-4660 v3 @ 2.10GHz</a>	14,256	664	2.97	\$4,800.00*
<a href="#">Intel Xeon E5-4660 v4 @ 2.20GHz</a>	15,375	607	4.26	\$3,609.00*
<a href="#">Intel Xeon E5-4667 v3 @ 2.00GHz</a>	15,397	604	2.69	\$5,729.00*
<a href="#">Intel Xeon E5-4667 v4 @ 2.20GHz</a>	20,319	421	3.55	\$5,729.00*
<a href="#">Intel Xeon E5-4669 v3 @ 2.10GHz</a>	17,430	527	3.23	\$5,400.00*
<a href="#">Intel Xeon E5-4669 v4 @ 2.20GHz</a>	11,523	788	NA	NA
<a href="#">Intel Xeon E7-8880 v3 @ 2.30GHz</a>	18,244	496	137.17	\$133.00*
<a href="#">Intel Xeon E7-8891 v3 @ 2.80GHz</a>	21,615	377	3.16	\$6,841.00*
<a href="#">Intel Xeon E7-2830 @ 2.13GHz</a>	2,027	2512	1.14	\$1,779.00*
<a href="#">Intel Xeon E3110 @ 3.00GHz</a>	1,242	3044	6.21	\$199.95*

CPU Benchmarks

Video Card Benchmarks

Hard Drive Benchmarks

RAM

PC Systems

Android

iOS / iPhone

CPU Name	CPU Mark (higher is better)	Rank (lower is better)	CPU Value (higher is better)	Price (USD)
----------	--------------------------------	---------------------------	---------------------------------	----------------

CPU Benchmarks    Video Card Benchmarks    Hard Drive Benchmarks    RAM    PC Systems    Android    iOS / iPhone

<a href="#"><u>Intel Xeon E5120 @ 3.10GHz</u></a>	838	3437	58.75	\$14.27*
<a href="#"><u>Intel Xeon E5205 @ 1.86GHz</u></a>	1,448	2890	16.32	\$88.78*
<a href="#"><u>Intel Xeon E5310 @ 1.60GHz</u></a>	1,306	2990	26.65	\$49.00*
<a href="#"><u>Intel Xeon E5320 @ 1.86GHz</u></a>	1,469	2877	37.91	\$38.75*
<a href="#"><u>Intel Xeon E5335 @ 2.00GHz</u></a>	1,549	2821	87.15	\$17.77*
<a href="#"><u>Intel Xeon E5345 @ 2.33GHz</u></a>	1,868	2614	124.61	\$14.99
<a href="#"><u>Intel Xeon E5405 @ 2.00GHz</u></a>	1,702	2717	7.23	\$235.49*
<a href="#"><u>Intel Xeon E5410 @ 2.33GHz</u></a>	1,990	2533	186.12	\$10.69*
<a href="#"><u>Intel Xeon E5420 @ 2.50GHz</u></a>	2,005	2526	8.02	\$249.95*
<a href="#"><u>Intel Xeon E5430 @ 2.66GHz</u></a>	2,224	2416	9.67	\$229.95*
<a href="#"><u>Intel Xeon E5440 @ 2.83GHz</u></a>	2,355	2327	62.00	\$37.99*
<a href="#"><u>Intel Xeon E5450 @ 3.00GHz</u></a>	2,503	2250	67.67	\$36.99*
<a href="#"><u>Intel Xeon E5462 @ 2.80GHz</u></a>	2,101	2475	9.30	\$226.00*
<a href="#"><u>Intel Xeon E5472 @ 3.00GHz</u></a>	2,286	2376	114.06	\$20.04*
<a href="#"><u>Intel Xeon E5502 @ 1.87GHz</u></a>	837	3438	21.47	\$39.00
<a href="#"><u>Intel Xeon E5503 @ 2.00GHz</u></a>	804	3475	6.28	\$128.00*
<a href="#"><u>Intel Xeon E5504 @ 2.00GHz</u></a>	1,519	2849	52.39	\$29.00
<a href="#"><u>Intel Xeon E5506 @ 2.13GHz</u></a>	1,967	2550	22.19	\$88.63*
<a href="#"><u>Intel Xeon E5507 @ 2.27GHz</u></a>	1,928	2576	19.28	\$100.00
<a href="#"><u>Intel Xeon E5520 @ 2.27GHz</u></a>	2,517	2244	29.79	\$84.49
<a href="#"><u>Intel Xeon E5530 @ 2.40GHz</u></a>	2,707	2164	90.28	\$29.99
<a href="#"><u>Intel Xeon E5540 @ 2.53GHz</u></a>	2,738	2151	30.79	\$88.93
<a href="#"><u>Intel Xeon E5603 @ 1.60GHz</u></a>	1,935	2573	21.74	\$89.00
<a href="#"><u>Intel Xeon E5606 @ 2.13GHz</u></a>	2,365	2320	81.54	\$29.00
<a href="#"><u>Intel Xeon E5607 @ 2.27GHz</u></a>	2,686	2170	77.02	\$34.88
<a href="#"><u>Intel Xeon E5620 @ 2.40GHz</u></a>	3,502	1849	120.77	\$29.00
<a href="#"><u>Intel Xeon E5630 @ 2.53GHz</u></a>	3,754	1780	24.38	\$154.00
<a href="#"><u>Intel Xeon E5640 @ 2.67GHz</u></a>	3,842	1757	132.47	\$29.00
<a href="#"><u>Intel Xeon E5645 @ 2.40GHz</u></a>	4,929	1525	35.98	\$137.00
<a href="#"><u>Intel Xeon E5649 @ 2.53GHz</u></a>	5,265	1472	405.32	\$12.99
<a href="#"><u>Intel Xeon E7320 @ 2.13GHz</u></a>	1,469	2876	NA	NA
<a href="#"><u>Intel Xeon E-2104G @ 3.20GHz</u></a>	5,944	1343	11.66	\$510.00*

CPU Name	CPU Mark (higher is better)	Rank (lower is better)	CPU Value (higher is better)	Price (USD)
<a href="#">Intel Xeon E-2126G @ 3.30GHz</a>	10,729	832	31.56	\$339.99*
<a href="#">Intel Xeon E-2134 @ 3.50GHz</a>	8,960	953	48.55	\$184.56
<a href="#">Intel Xeon E-2136 @ 3.30GHz</a>	13,429	705	31.48	\$426.56
<a href="#">Intel Xeon E-2144G @ 3.60GHz</a>	9,265	929	27.92	\$331.84*
<a href="#">Intel Xeon E-2146G @ 3.50GHz</a>	13,255	713	26.74	\$495.64
<a href="#">Intel Xeon E-2174G @ 3.80GHz</a>	9,712	897	31.79	\$305.46
<a href="#">Intel Xeon E-2176G @ 3.70GHz</a>	13,586	695	34.84	\$389.99
<a href="#">Intel Xeon E-2176M @ 2.70GHz</a>	10,906	822	24.24	\$450.00*
<a href="#">Intel Xeon E-2186G @ 3.80GHz</a>	13,940	675	32.42	\$429.99
<a href="#">Intel Xeon E-2186M @ 2.90GHz</a>	11,433	791	18.35	\$623.00*
<a href="#">Intel Xeon E-2224 @ 3.40GHz</a>	7,285	1120	29.01	\$251.14
<a href="#">Intel Xeon E-2224G @ 3.50GHz</a>	7,624	1071	28.44	\$268.02*
<a href="#">Intel Xeon E-2226G @ 3.40GHz</a>	11,073	810	33.42	\$331.37
<a href="#">Intel Xeon E-2234 @ 3.60GHz</a>	9,903	884	31.95	\$309.99*
<a href="#">Intel Xeon E-2236 @ 3.40GHz</a>	14,255	665	28.51	\$499.95
<a href="#">Intel Xeon E-2244G @ 3.80GHz</a>	9,582	903	28.62	\$334.73*
<a href="#">Intel Xeon E-2246G @ 3.60GHz</a>	13,865	683	44.58	\$311.00*
<a href="#">Intel Xeon E-2254ML @ 1.70GHz</a>	6,333	1269	NA	NA
<a href="#">Intel Xeon E-2274G @ 4.00GHz</a>	9,760	895	22.62	\$431.54*
<a href="#">Intel Xeon E-2276G @ 3.80GHz</a>	13,803	687	29.99	\$460.29*
<a href="#">Intel Xeon E-2276M @ 2.80GHz</a>	11,756	778	26.12	\$450.00*
<a href="#">Intel Xeon E-2276ME @ 2.80GHz</a>	8,167	1019	18.15	\$450.00*
<a href="#">Intel Xeon E-2276ML @ 2.00GHz</a>	6,353	1264	NA	NA
<a href="#">Intel Xeon E-2278G @ 3.40GHz</a>	16,964	545	34.34	\$494.00*
<a href="#">Intel Xeon E-2278GE @ 3.30GHz</a>	15,895	586	32.18	\$494.00*
<a href="#">Intel Xeon E-2278GEL @ 2.00GHz</a>	12,024	769	24.34	\$494.00*
<a href="#">Intel Xeon E-2286G @ 4.00GHz</a>	13,938	677	11.12	\$1,253.00*
<a href="#">Intel Xeon E-2286M @ 2.40GHz</a>	15,120	619	11.01	\$1,373.18*
<a href="#">Intel Xeon E-2288G @ 3.70GHz</a>	17,351	530	32.19	\$539.00*
<a href="#">Intel Xeon E-2314 @ 2.80GHz</a>	8,261	1009	33.74	\$244.88*
<a href="#">Intel Xeon E-2324G @ 3.10GHz</a>	10,603	837	39.27	\$269.99
<a href="#">Intel Xeon E-2334 @ 3.40GHz</a>	13,189	721	43.24	\$304.99

CPU Benchmarks

Video Card Benchmarks

Hard Drive Benchmarks

RAM

PC Systems

Android

iOS / iPhone

CPU Name	CPU Mark (higher is better)	Rank (lower is better)	CPU Value (higher is better)	Price (USD)
<a href="#">Intel Xeon E-2374G @ 3.70GHz</a>	13,860	685	34.65	\$399.99
<a href="#">Intel Xeon E-2378 @ 2.60GHz</a>	17,215	535	36.72	\$468.81
<a href="#">Intel Xeon E-2378G @ 2.80GHz</a>	22,755	343	34.50	\$659.53*
<a href="#">Intel Xeon E-2386G @ 3.50GHz</a>	19,490	456	40.44	\$482.00*
<a href="#">Intel Xeon E-2388G @ 3.20GHz</a>	23,739	313	44.04	\$539.00*
<a href="#">Intel Xeon Gold 5115 @ 2.40GHz</a>	14,649	642	21.70	\$675.00
<a href="#">Intel Xeon Gold 5117 @ 2.00GHz</a>	15,816	589	NA	NA
<a href="#">Intel Xeon Gold 5118 @ 2.30GHz</a>	16,570	560	36.91	\$448.95
<a href="#">Intel Xeon Gold 5120 @ 2.20GHz</a>	17,686	516	11.33	\$1,561.00*
<a href="#">Intel Xeon Gold 5120T @ 2.20GHz</a>	18,127	504	10.50	\$1,727.00*
<a href="#">Intel Xeon Gold 5122 @ 3.60GHz</a>	8,878	960	22.25	\$399.00
<a href="#">Intel Xeon Gold 5215 @ 2.50GHz</a>	15,608	600	16.40	\$951.43
<a href="#">Intel Xeon Gold 5217 @ 3.00GHz</a>	15,429	603	14.77	\$1,044.58
<a href="#">Intel Xeon Gold 5218 @ 2.30GHz</a>	22,376	355	22.90	\$977.00
<a href="#">Intel Xeon Gold 5218R @ 2.10GHz</a>	25,916	264	32.72	\$792.14
<a href="#">Intel Xeon Gold 5218T @ 2.10GHz</a>	21,433	383	15.89	\$1,349.00*
<a href="#">Intel Xeon Gold 5220 @ 2.20GHz</a>	24,154	300	23.70	\$1,019.05
<a href="#">Intel Xeon Gold 5220R @ 2.20GHz</a>	33,370	154	25.28	\$1,320.00
<a href="#">Intel Xeon Gold 5222 @ 3.80GHz</a>	9,436	910	7.76	\$1,216.41
<a href="#">Intel Xeon Gold 5315Y @ 3.20GHz</a>	20,724	411	10.37	\$1,998.95*
<a href="#">Intel Xeon Gold 5317 @ 3.00GHz</a>	27,402	237	28.27	\$969.38
<a href="#">Intel Xeon Gold 5318Y @ 2.10GHz</a>	33,283	155	19.58	\$1,700.00*
<a href="#">Intel Xeon Gold 5320 @ 2.20GHz</a>	37,558	124	22.83	\$1,645.00
<a href="#">Intel Xeon Gold 5415+</a>	25,033	280	23.48	\$1,066.00*
<a href="#">Intel Xeon Gold 5416S</a>	36,391	131	38.55	\$944.00*
<a href="#">Intel Xeon Gold 5420+</a>	57,593	47	31.16	\$1,848.00*
<a href="#">Intel Xeon Gold 6122 @ 1.80GHz</a>	23,781	312	11.88	\$2,002.00*
<a href="#">Intel Xeon Gold 6126 @ 2.60GHz</a>	19,223	464	106.23	\$180.96
<a href="#">Intel Xeon Gold 6128 @ 3.40GHz</a>	13,605	694	78.73	\$172.80
<a href="#">Intel Xeon Gold 6130 @ 2.10GHz</a>	20,956	399	18.23	\$1,149.45
<a href="#">Intel Xeon Gold 6130T @ 2.10GHz</a>	21,804	371	8.55	\$2,550.00
<a href="#">Intel Xeon Gold 6132 @ 2.60GHz</a>	22,640	349	89.84	\$252.00

CPU Benchmarks

Video Card Benchmarks

Hard Drive Benchmarks

RAM

PC Systems

Android

iOS / iPhone

CPU Name	CPU Mark (higher is better)	Rank (lower is better)	CPU Value (higher is better)	Price (USD)
<a href="#">Intel Xeon Gold 6136 @ 3.00GHz</a>	21,413	384	53.67	\$398.95
<a href="#">Intel Xeon Gold 6137 @ 3.90GHz</a>	19,365	459	NA	NA
<a href="#">Intel Xeon Gold 6138 @ 2.00GHz</a>	20,017	431	47.01	\$425.81
<a href="#">Intel Xeon Gold 6138T @ 2.00GHz</a>	24,800	286	7.41	\$3,345.78
<a href="#">Intel Xeon Gold 6140 @ 2.30GHz</a>	23,937	306	100.79	\$237.50
<a href="#">Intel Xeon Gold 6142 @ 2.60GHz</a>	27,114	245	114.16	\$237.50
<a href="#">Intel Xeon Gold 6143 @ 2.80GHz</a>	24,786	287	NA	NA
<a href="#">Intel Xeon Gold 6144 @ 3.50GHz</a>	20,852	404	11.03	\$1,890.00
<a href="#">Intel Xeon Gold 6146 @ 3.20GHz</a>	23,296	320	15.70	\$1,483.95
<a href="#">Intel Xeon Gold 6148 @ 2.40GHz</a>	28,993	209	73.24	\$395.85
<a href="#">Intel Xeon Gold 6150 @ 2.70GHz</a>	26,905	251	59.92	\$449.00
<a href="#">Intel Xeon Gold 6152 @ 2.10GHz</a>	24,680	290	72.38	\$341.00
<a href="#">Intel Xeon Gold 6154 @ 3.00GHz</a>	29,488	201	17.38	\$1,697.00
<a href="#">Intel Xeon Gold 6208U @ 2.90GHz</a>	27,085	247	37.74	\$717.78
<a href="#">Intel Xeon Gold 6210U @ 2.50GHz</a>	28,915	212	12.34	\$2,343.23*
<a href="#">Intel Xeon Gold 6212U @ 2.40GHz</a>	27,470	234	13.73	\$2,000.00*
<a href="#">Intel Xeon Gold 6226 @ 2.70GHz</a>	19,810	440	18.89	\$1,048.57
<a href="#">Intel Xeon Gold 6226R @ 2.90GHz</a>	27,092	246	22.60	\$1,199.00
<a href="#">Intel Xeon Gold 6230 @ 2.10GHz</a>	27,069	249	21.20	\$1,276.75
<a href="#">Intel Xeon Gold 6230R @ 2.10GHz</a>	34,183	146	24.96	\$1,369.41
<a href="#">Intel Xeon Gold 6238 @ 2.10GHz</a>	27,617	232	3.75	\$7,360.00
<a href="#">Intel Xeon Gold 6238R @ 2.20GHz</a>	37,511	125	16.02	\$2,341.99
<a href="#">Intel Xeon Gold 6240R @ 2.40GHz</a>	34,206	145	24.44	\$1,399.38
<a href="#">Intel Xeon Gold 6242 @ 2.80GHz</a>	26,288	260	19.50	\$1,348.24
<a href="#">Intel Xeon Gold 6242R @ 3.10GHz</a>	34,963	138	17.50	\$1,998.33
<a href="#">Intel Xeon Gold 6244 @ 3.60GHz</a>	19,500	455	6.57	\$2,970.00*
<a href="#">Intel Xeon Gold 6246 @ 3.30GHz</a>	24,446	297	7.85	\$3,113.22*
<a href="#">Intel Xeon Gold 6246R @ 3.40GHz</a>	30,468	188	15.30	\$1,991.93
<a href="#">Intel Xeon Gold 6248 @ 2.50GHz</a>	29,504	200	20.42	\$1,445.00
<a href="#">Intel Xeon Gold 6248R @ 3.00GHz</a>	38,710	120	19.42	\$1,993.65
<a href="#">Intel Xeon Gold 6250 @ 3.90GHz</a>	20,915	402	9.51	\$2,200.00
<a href="#">Intel Xeon Gold 6252 @ 2.10GHz</a>	27,148	243	15.21	\$1,785.00

CPU Benchmarks

Video Card Benchmarks

Hard Drive Benchmarks

RAM

PC Systems

Android

iOS / iPhone

CPU Name	CPU Mark (higher is better)	Rank (lower is better)	CPU Value (higher is better)	Price (USD)
<a href="#">Intel Xeon Gold 6262V @ 1.90GHz</a>	3,155	1979	0.95	\$3,321.00*
<a href="#">Intel Xeon Gold 6278C @ 2.60GHz</a>	32,835	159	NA	NA
<a href="#">Intel Xeon Gold 6312U @ 2.40GHz</a>	43,710	93	24.15	\$1,809.59*
<a href="#">Intel Xeon Gold 6314U @ 2.30GHz</a>	51,014	61	18.34	\$2,782.00*
<a href="#">Intel Xeon Gold 6326 @ 2.90GHz</a>	35,224	134	26.10	\$1,349.34
<a href="#">Intel Xeon Gold 6330 @ 2.00GHz</a>	43,056	97	35.00	\$1,230.00
<a href="#">Intel Xeon Gold 6334 @ 3.60GHz</a>	22,160	359	9.54	\$2,322.50
<a href="#">Intel Xeon Gold 6336Y @ 2.40GHz</a>	45,517	89	23.58	\$1,929.95
<a href="#">Intel Xeon Gold 6338N @ 2.20GHz</a>	46,583	80	9.97	\$4,671.69*
<a href="#">Intel Xeon Gold 6342 @ 2.80GHz</a>	47,320	77	19.82	\$2,388.05*
<a href="#">Intel Xeon Gold 6346 @ 3.10GHz</a>	37,722	123	24.43	\$1,544.16
<a href="#">Intel Xeon Gold 6348 @ 2.60GHz</a>	52,276	59	24.59	\$2,126.33
<a href="#">Intel Xeon Gold 6354 @ 3.00GHz</a>	41,445	102	15.03	\$2,757.99*
<a href="#">Intel Xeon Gold 6414U</a>	57,200	48	24.91	\$2,296.00*
<a href="#">Intel Xeon L3110 @ 3.00GHz</a>	1,338	2966	NA	NA
<a href="#">Intel Xeon L3360 @ 2.83GHz</a>	2,306	2363	25.84	\$89.23*
<a href="#">Intel Xeon L3406 @ 2.27GHz</a>	928	3357	3.60	\$257.88
<a href="#">Intel Xeon L3426 @ 1.87GHz</a>	2,590	2209	12.95	\$199.99
<a href="#">Intel Xeon L5240 @ 3.00GHz</a>	1,337	2968	42.57	\$31.40*
<a href="#">Intel Xeon L5310 @ 1.60GHz</a>	1,385	2935	12.31	\$112.50*
<a href="#">Intel Xeon L5320 @ 1.86GHz</a>	1,118	3163	15.97	\$69.99*
<a href="#">Intel Xeon L5335 @ 2.00GHz</a>	1,678	2731	89.29	\$18.79*
<a href="#">Intel Xeon L5408 @ 2.13GHz</a>	1,769	2682	NA	NA
<a href="#">Intel Xeon L5410 @ 2.33GHz</a>	1,921	2579	19.19	\$100.08*
<a href="#">Intel Xeon L5420 @ 2.50GHz</a>	2,076	2483	75.50	\$27.50*
<a href="#">Intel Xeon L5430 @ 2.66GHz</a>	2,260	2391	10.32	\$219.00*
<a href="#">Intel Xeon L5520 @ 2.27GHz</a>	2,274	2382	78.43	\$29.00
<a href="#">Intel Xeon L5530 @ 2.40GHz</a>	2,522	2240	40.68	\$62.00
<a href="#">Intel Xeon L5609 @ 1.87GHz</a>	3,298	1926	NA	NA
<a href="#">Intel Xeon L5630 @ 2.13GHz</a>	2,985	2053	26.59	\$112.26*
<a href="#">Intel Xeon L5638 @ 2.00GHz</a>	3,707	1797	53.03	\$69.90*
<a href="#">Intel Xeon L5639 @ 2.13GHz</a>	4,419	1619	NA	NA

CPU Benchmarks

Video Card Benchmarks

Hard Drive Benchmarks

RAM

PC Systems

Android

iOS / iPhone



CPU Name	CPU Mark (higher is better)	Rank (lower is better)	CPU Value (higher is better)	Price (USD)
<a href="#">Intel Xeon MV 3.20GHz</a>	582	3734	NA	NA
<a href="#">Intel Xeon Platinum 8124M @ 3.00GHz</a>	27,336	239	NA	NA
<a href="#">Intel Xeon Platinum 8151 @ 3.40GHz</a>	6,591	1222	NA	NA
<a href="#">Intel Xeon Platinum 8160 @ 2.10GHz</a>	27,968	226	12.19	\$2,295.00
<a href="#">Intel Xeon Platinum 8167M @ 2.00GHz</a>	25,396	276	NA	NA
<a href="#">Intel Xeon Platinum 8168 @ 2.70GHz</a>	32,606	166	14.23	\$2,292.00
<a href="#">Intel Xeon Platinum 8171M @ 2.60GHz</a>	30,632	185	NA	NA
<a href="#">Intel Xeon Platinum 8173M @ 2.00GHz</a>	31,837	173	NA	NA
<a href="#">Intel Xeon Platinum 8175M @ 2.50GHz</a>	26,659	253	NA	NA
<a href="#">Intel Xeon Platinum 8176 @ 2.10GHz</a>	23,179	326	8.30	\$2,793.70*
<a href="#">Intel Xeon Platinum 8180 @ 2.50GHz</a>	35,208	135	8.85	\$3,980.00
<a href="#">Intel Xeon Platinum 8259CL @ 2.50GHz</a>	33,279	156	NA	NA
<a href="#">Intel Xeon Platinum 8260 @ 2.40GHz</a>	29,360	202	10.73	\$2,735.00
<a href="#">Intel Xeon Platinum 8260M @ 2.30GHz</a>	33,970	147	4.41	\$7,705.00*
<a href="#">Intel Xeon Platinum 8268 @ 2.90GHz</a>	31,632	175	5.27	\$6,005.98*
<a href="#">Intel Xeon Platinum 8275CL @ 3.00GHz</a>	40,794	109	NA	NA
<a href="#">Intel Xeon Platinum 8280 @ 2.70GHz</a>	32,781	161	7.43	\$4,410.10
<a href="#">Intel Xeon Platinum 8347C @ 2.10GHz</a>	49,386	66	NA	NA
<a href="#">Intel Xeon Platinum 8358 @ 2.60GHz</a>	54,416	56	10.67	\$5,097.75*
<a href="#">Intel Xeon Platinum 8375C @ 2.90GHz</a>	56,642	50	NA	NA
<a href="#">Intel Xeon Platinum 8380 @ 2.30GHz</a>	62,318	36	6.94	\$8,978.00*
<a href="#">Intel Xeon Platinum P-8124 @ 3.00GHz</a>	22,674	346	NA	NA
<a href="#">Intel Xeon Silver 4108 @ 1.80GHz</a>	8,808	964	35.24	\$249.95
<a href="#">Intel Xeon Silver 4109T @ 2.00GHz</a>	10,348	857	14.95	\$692.02*
<a href="#">Intel Xeon Silver 4110 @ 2.10GHz</a>	10,028	875	110.20	\$91.00
<a href="#">Intel Xeon Silver 4112 @ 2.60GHz</a>	6,379	1261	29.00	\$219.95
<a href="#">Intel Xeon Silver 4114 @ 2.20GHz</a>	12,988	726	58.22	\$223.07
<a href="#">Intel Xeon Silver 4116 @ 2.10GHz</a>	15,146	616	51.52	\$294.00
<a href="#">Intel Xeon Silver 4116T @ 2.10GHz</a>	15,187	614	13.66	\$1,112.00*
<a href="#">Intel Xeon Silver 4123 @ 3.00GHz</a>	14,405	655	NA	NA
<a href="#">Intel Xeon Silver 4208 @ 2.10GHz</a>	11,136	802	56.27	\$197.91
<a href="#">Intel Xeon Silver 4209T @ 2.20GHz</a>	11,080	807	17.07	\$649.25*

CPU Name	CPU Mark (higher is better)	Rank (lower is better)	CPU Value (higher is better)	Price (USD)
<a href="#">Intel Xeon Silver 4214 @ 2.20GHz</a>	16,074	577	40.25	\$399.40
<a href="#">Intel Xeon Silver 4214R @ 2.40GHz</a>	18,227	497	36.84	\$494.79
<a href="#">Intel Xeon Silver 4214Y @ 2.20GHz</a>	16,442	566	29.35	\$560.22
<a href="#">Intel Xeon Silver 4215 @ 2.50GHz</a>	14,439	650	27.37	\$527.58
<a href="#">Intel Xeon Silver 4215R @ 3.20GHz</a>	15,056	624	21.66	\$695.00
<a href="#">Intel Xeon Silver 4216 @ 2.10GHz</a>	20,613	414	27.48	\$750.00
<a href="#">Intel Xeon Silver 4309Y @ 2.80GHz</a>	19,227	463	44.27	\$434.31
<a href="#">Intel Xeon Silver 4310 @ 2.10GHz</a>	22,797	342	54.34	\$419.56
<a href="#">Intel Xeon Silver 4310T @ 2.30GHz</a>	20,973	396	26.75	\$783.99*
<a href="#">Intel Xeon Silver 4314 @ 2.40GHz</a>	29,347	204	55.82	\$525.75
<a href="#">Intel Xeon Silver 4316 @ 2.30GHz</a>	37,264	126	40.29	\$925.00
<a href="#">Intel Xeon Silver 4410T</a>	28,859	214	46.25	\$624.00*
<a href="#">Intel Xeon Silver 4410Y</a>	29,585	199	52.55	\$563.00*
<a href="#">Intel Xeon w3-2423</a>	16,330	572	NA	NA
<a href="#">Intel Xeon w3-2435</a>	27,258	241	40.74	\$669.00*
<a href="#">Intel Xeon w5-2445</a>	33,616	151	40.07	\$839.00*
<a href="#">Intel Xeon w5-2465X</a>	46,504	82	33.48	\$1,389.00*
<a href="#">Intel Xeon w5-3435X</a>	47,372	76	29.81	\$1,589.00*
<a href="#">Intel Xeon w7-2495X</a>	63,441	31	24.36	\$2,603.96*
<a href="#">Intel Xeon w7-3465X</a>	68,389	24	23.67	\$2,889.00*
<a href="#">Intel Xeon w9-3475X</a>	70,850	21	18.95	\$3,739.00*
<a href="#">Intel Xeon w9-3495X</a>	102,308	3	17.37	\$5,889.00*
<a href="#">Intel Xeon W3503 @ 2.40GHz</a>	1,065	3215	106.61	\$9.99*
<a href="#">Intel Xeon W3505 @ 2.53GHz</a>	1,153	3128	77.58	\$14.86*
<a href="#">Intel Xeon W3520 @ 2.67GHz</a>	2,912	2088	49.35	\$59.00*
<a href="#">Intel Xeon W3530 @ 2.80GHz</a>	3,051	2025	9.02	\$338.14*
<a href="#">Intel Xeon W3540 @ 2.93GHz</a>	3,070	2019	6.16	\$498.00
<a href="#">Intel Xeon W3550 @ 3.07GHz</a>	3,215	1955	64.37	\$49.95*
<a href="#">Intel Xeon W3565 @ 3.20GHz</a>	3,369	1898	56.20	\$59.95*
<a href="#">Intel Xeon W3570 @ 3.20GHz</a>	3,185	1968	6.78	\$469.95*
<a href="#">Intel Xeon W3580 @ 3.33GHz</a>	3,593	1824	16.75	\$214.50*
<a href="#">Intel Xeon W3670 @ 3.20GHz</a>	6,429	1252	21.78	\$295.19

CPU Benchmarks

Video Card Benchmarks

Hard Drive Benchmarks

RAM

PC Systems

Android

iOS / iPhone

CPU Name	CPU Mark (higher is better)	Rank (lower is better)	CPU Value (higher is better)	Price (USD)
<a href="#">Intel Xeon W5580 @ 3.20GHz</a>	3,386	1889	5.84	\$579.45
<a href="#">Intel Xeon W5590 @ 3.33GHz</a>	3,342	1905	2.38	\$1,406.34*
<a href="#">Intel Xeon W-1250 @ 3.30GHz</a>	13,746	689	41.22	\$333.48
<a href="#">Intel Xeon W-1250E @ 3.50GHz</a>	13,888	681	53.42	\$260.00*
<a href="#">Intel Xeon W-1250P @ 4.10GHz</a>	14,440	649	44.91	\$321.50*
<a href="#">Intel Xeon W-1270 @ 3.40GHz</a>	17,755	512	49.05	\$362.00*
<a href="#">Intel Xeon W-1270E @ 3.40GHz</a>	18,635	484	50.78	\$367.00*
<a href="#">Intel Xeon W-1270P @ 3.80GHz</a>	19,245	461	24.36	\$789.99
<a href="#">Intel Xeon W-1270TE @ 2.00GHz</a>	13,553	696	36.93	\$367.00*
<a href="#">Intel Xeon W-1290 @ 3.20GHz</a>	20,157	425	34.24	\$588.67*
<a href="#">Intel Xeon W-1290E @ 3.50GHz</a>	18,786	479	37.57	\$500.00*
<a href="#">Intel Xeon W-1290P @ 3.70GHz</a>	22,730	345	35.00	\$649.40*
<a href="#">Intel Xeon W-1290T @ 1.90GHz</a>	18,409	491	37.27	\$494.00*
<a href="#">Intel Xeon W-1350 @ 3.30GHz</a>	19,015	468	56.59	\$335.99
<a href="#">Intel Xeon W-1350P @ 4.00GHz</a>	19,853	438	53.33	\$372.23
<a href="#">Intel Xeon W-1370 @ 2.90GHz</a>	23,908	308	50.98	\$468.99
<a href="#">Intel Xeon W-1370P @ 3.60GHz</a>	24,961	283	49.04	\$508.99
<a href="#">Intel Xeon W-1390 @ 2.80GHz</a>	23,902	309	41.64	\$573.99
<a href="#">Intel Xeon W-1390P @ 3.50GHz</a>	25,451	275	NA	NA
<a href="#">Intel Xeon W-2102 @ 2.90GHz</a>	5,117	1495	17.83	\$286.99*
<a href="#">Intel Xeon W-2104 @ 3.20GHz</a>	5,726	1373	22.45	\$255.00*
<a href="#">Intel Xeon W-2123 @ 3.60GHz</a>	8,494	987	19.89	\$427.11*
<a href="#">Intel Xeon W-2125 @ 4.00GHz</a>	10,039	874	17.77	\$564.95*
<a href="#">Intel Xeon W-2133 @ 3.60GHz</a>	12,625	748	20.46	\$617.00*
<a href="#">Intel Xeon W-2135 @ 3.70GHz</a>	14,293	663	14.18	\$1,007.70*
<a href="#">Intel Xeon W-2140B @ 3.20GHz</a>	17,289	531	NA	NA
<a href="#">Intel Xeon W-2145 @ 3.70GHz</a>	18,217	498	14.88	\$1,224.67*
<a href="#">Intel Xeon W-2150B @ 3.00GHz</a>	20,430	419	NA	NA
<a href="#">Intel Xeon W-2155 @ 3.30GHz</a>	20,968	397	13.70	\$1,530.39*
<a href="#">Intel Xeon W-2170B @ 2.50GHz</a>	24,082	302	NA	NA
<a href="#">Intel Xeon W-2175 @ 2.50GHz</a>	23,071	329	28.84	\$800.00*
<a href="#">Intel Xeon W-2191B @ 2.30GHz</a>	28,765	215	NA	NA

CPU Benchmarks

Video Card Benchmarks

Hard Drive Benchmarks

RAM

PC Systems

Android

iOS / iPhone

CPU Name	CPU Mark (higher is better)	Rank (lower is better)	CPU Value (higher is better)	Price (USD)
<a href="#">Intel Xeon W-2225 @ 4.10GHz</a>	10,650	833	18.82	\$566.05*
<a href="#">Intel Xeon W-2235 @ 3.80GHz</a>	14,376	657	23.19	\$619.99
<a href="#">Intel Xeon W-2245 @ 3.90GHz</a>	19,468	457	23.13	\$841.75*
<a href="#">Intel Xeon W-2255 @ 3.70GHz</a>	22,228	357	28.57	\$778.00*
<a href="#">Intel Xeon W-2265 @ 3.50GHz</a>	25,965	263	22.15	\$1,172.31*
<a href="#">Intel Xeon W-2275 @ 3.30GHz</a>	27,921	227	13.57	\$2,058.00*
<a href="#">Intel Xeon W-2295 @ 3.00GHz</a>	30,374	190	18.19	\$1,670.26*
<a href="#">Intel Xeon W-3175X @ 3.10GHz</a>	37,167	128	13.97	\$2,660.69
<a href="#">Intel Xeon W-3223 @ 3.50GHz</a>	17,435	526	21.25	\$820.55*
<a href="#">Intel Xeon W-3235 @ 3.30GHz</a>	26,092	262	13.05	\$1,998.95*
<a href="#">Intel Xeon W-3245 @ 3.20GHz</a>	30,317	191	11.30	\$2,683.99*
<a href="#">Intel Xeon W-3245M @ 3.20GHz</a>	29,277	207	5.85	\$5,002.00*
<a href="#">Intel Xeon W-3265 @ 2.70GHz</a>	30,105	194	6.61	\$4,551.37*
<a href="#">Intel Xeon W-3265M @ 2.70GHz</a>	32,025	172	5.04	\$6,353.00*
<a href="#">Intel Xeon W-3275 @ 2.50GHz</a>	43,344	95	8.86	\$4,894.00*
<a href="#">Intel Xeon W-3275M @ 2.50GHz</a>	39,979	113	5.36	\$7,453.00*
<a href="#">Intel Xeon W-3323 @ 3.50GHz</a>	25,875	267	27.27	\$949.00*
<a href="#">Intel Xeon W-3335 @ 3.40GHz</a>	39,317	115	30.27	\$1,299.00*
<a href="#">Intel Xeon W-3345 @ 3.00GHz</a>	48,261	74	19.31	\$2,499.00*
<a href="#">Intel Xeon W-3365 @ 2.70GHz</a>	59,038	44	15.33	\$3,851.00*
<a href="#">Intel Xeon W-3375 @ 2.50GHz</a>	59,069	43	13.13	\$4,499.00*
<a href="#">Intel Xeon W-10855M @ 2.80GHz</a>	12,905	734	28.68	\$450.00*
<a href="#">Intel Xeon W-10885M @ 2.40GHz</a>	15,774	591	25.32	\$623.00*
<a href="#">Intel Xeon W-11555MLE @ 1.90GHz</a>	12,591	751	36.18	\$348.00*
<a href="#">Intel Xeon W-11555MRE @ 2.60GHz</a>	17,484	522	53.63	\$326.00*
<a href="#">Intel Xeon W-11855M @ 3.20GHz</a>	18,324	494	40.72	\$450.00*
<a href="#">Intel Xeon W-11865MLE @ 1.50GHz</a>	15,958	580	34.17	\$467.00*
<a href="#">Intel Xeon W-11865MRE @ 2.60GHz</a>	23,702	316	49.38	\$480.00*
<a href="#">Intel Xeon W-11955M @ 2.60GHz</a>	22,967	336	36.87	\$623.00*
<a href="#">Intel Xeon X3210 @ 2.13GHz</a>	1,293	3001	6.96	\$185.71*
<a href="#">Intel Xeon X3220 @ 2.40GHz</a>	1,937	2570	29.29	\$66.14*
<a href="#">Intel Xeon X3230 @ 2.66GHz</a>	2,052	2503	5.86	\$349.95*

CPU Benchmarks

Video Card Benchmarks

Hard Drive Benchmarks

RAM

PC Systems

Android

iOS / iPhone

CPU Name	CPU Mark (higher is better)	Rank (lower is better)	CPU Value (higher is better)	Price (USD)
<a href="#">Intel Xeon X3330 @ 2.66GHz</a>	2,069	2491	9.85	\$210.00*
<a href="#">Intel Xeon X3350 @ 2.66GHz</a>	2,245	2402	37.42	\$59.99*
<a href="#">Intel Xeon X3353 @ 2.66GHz</a>	2,229	2413	30.33	\$73.50*
<a href="#">Intel Xeon X3360 @ 2.83GHz</a>	2,369	2317	59.25	\$39.99*
<a href="#">Intel Xeon X3363 @ 2.83GHz</a>	2,307	2361	26.33	\$87.60*
<a href="#">Intel Xeon X3370 @ 3.00GHz</a>	2,417	2296	60.43	\$40.00*
<a href="#">Intel Xeon X3380 @ 3.16GHz</a>	2,308	2357	4.53	\$509.95*
<a href="#">Intel Xeon X3430 @ 2.40GHz</a>	2,302	2369	31.08	\$74.08
<a href="#">Intel Xeon X3440 @ 2.53GHz</a>	2,742	2149	63.77	\$43.00
<a href="#">Intel Xeon X3450 @ 2.67GHz</a>	2,823	2118	72.37	\$39.00
<a href="#">Intel Xeon X3460 @ 2.80GHz</a>	2,967	2061	40.62	\$73.04
<a href="#">Intel Xeon X3470 @ 2.93GHz</a>	3,237	1947	34.23	\$94.56
<a href="#">Intel Xeon X3480 @ 3.07GHz</a>	3,255	1941	NA	NA
<a href="#">Intel Xeon X5260 @ 3.33GHz</a>	1,238	3046	95.20	\$13.00*
<a href="#">Intel Xeon X5270 @ 3.50GHz</a>	1,524	2844	NA	NA
<a href="#">Intel Xeon X5272 @ 3.40GHz</a>	1,451	2888	10.36	\$140.00*
<a href="#">Intel Xeon X5355 @ 2.66GHz</a>	1,979	2542	6.60	\$299.95*
<a href="#">Intel Xeon X5365 @ 3.00GHz</a>	2,331	2344	37.01	\$62.99*
<a href="#">Intel Xeon X5450 @ 3.00GHz</a>	2,458	2271	49.21	\$49.96*
<a href="#">Intel Xeon X5460 @ 3.16GHz</a>	2,568	2222	11.70	\$219.55*
<a href="#">Intel Xeon X5470 @ 3.33GHz</a>	2,874	2097	15.97	\$179.95*
<a href="#">Intel Xeon X5472 @ 3.00GHz</a>	2,197	2428	9.76	\$225.00*
<a href="#">Intel Xeon X5482 @ 3.20GHz</a>	2,755	2143	27.56	\$99.95*
<a href="#">Intel Xeon X5492 @ 3.40GHz</a>	2,912	2087	2.09	\$1,391.29*
<a href="#">Intel Xeon X5550 @ 2.67GHz</a>	2,997	2043	103.36	\$29.00
<a href="#">Intel Xeon X5560 @ 2.80GHz</a>	3,124	1990	31.24	\$100.00
<a href="#">Intel Xeon X5570 @ 2.93GHz</a>	3,261	1939	32.61	\$100.00
<a href="#">Intel Xeon X5647 @ 2.93GHz</a>	4,441	1609	222.81	\$19.93*
<a href="#">Intel Xeon X5650 @ 2.67GHz</a>	5,709	1380	59.13	\$96.55
<a href="#">Intel Xeon X5660 @ 2.80GHz</a>	6,065	1323	61.97	\$97.86
<a href="#">Intel Xeon X5667 @ 3.07GHz</a>	4,579	1580	253.81	\$18.04*
<a href="#">Intel Xeon X5670 @ 2.93GHz</a>	6,086	1318	60.86	\$100.00

CPU Benchmarks

Video Card Benchmarks

Hard Drive Benchmarks

RAM

PC Systems

Android

iOS / iPhone

CPU Name	CPU Mark (higher is better)	Rank (lower is better)	CPU Value (higher is better)	Price (USD)
<a href="#">Intel Xeon X5677 @ 3.47GHz</a>	4,972	1518	45.20	\$110.00*
<a href="#">Intel Xeon X5679 @ 3.20GHz</a>	7,095	1145	NA	NA
<a href="#">Intel Xeon X5680 @ 3.33GHz</a>	6,828	1189	284.61	\$23.99
<a href="#">Intel Xeon X5687 @ 3.60GHz</a>	5,274	1470	27.77	\$189.95*
<a href="#">Intel Xeon X5690 @ 3.47GHz</a>	6,986	1166	37.52	\$186.20*
<a href="#">Intel Xeon X5698 @ 4.40GHz</a>	3,447	1866	NA	NA
<a href="#">Intel Xeon X6550 @ 2.00GHz</a>	1,936	2571	24.50	\$79.00*
<a href="#">JLQ JR510</a>	1,048	3232	NA	NA
<a href="#">lisa based Qualcomm Technologies, Inc. SM7325</a>	5,456	1431	NA	NA
<a href="#">M7221</a>	775	3509	NA	NA
<a href="#">Manta</a>	356	3969	NA	NA
<a href="#">Mars based on Qualcomm Technologies, Inc SM8350</a>	5,230	1483	NA	NA
<a href="#">MediaTek MT6735</a>	507	3817	NA	NA
<a href="#">MediaTek MT6737</a>	457	3863	NA	NA
<a href="#">MediaTek MT6737M</a>	355	3971	NA	NA
<a href="#">MediaTek MT6737T</a>	653	3654	NA	NA
<a href="#">MediaTek MT6739WA</a>	397	3929	NA	NA
<a href="#">MediaTek MT6739WW</a>	421	3894	NA	NA
<a href="#">MediaTek MT6750</a>	1,023	3251	NA	NA
<a href="#">MediaTek MT6750T</a>	1,183	3099	NA	NA
<a href="#">MediaTek MT6750V/WT</a>	1,112	3170	NA	NA
<a href="#">MediaTek MT6753</a>	984	3296	NA	NA
<a href="#">MediaTek MT6753T</a>	1,149	3133	NA	NA
<a href="#">MediaTek MT6757CD</a>	1,657	2741	NA	NA
<a href="#">MediaTek MT6757V</a>	1,550	2819	NA	NA
<a href="#">Mediatek MT6761V/CAB</a>	1,207	3079	NA	NA
<a href="#">MediaTek MT6761V/WBB</a>	721	3570	NA	NA
<a href="#">MediaTek MT6761V/WE</a>	710	3583	NA	NA
<a href="#">MediaTek MT6762G</a>	1,181	3104	NA	NA
<a href="#">MediaTek MT6762V/CA</a>	1,126	3153	NA	NA
<a href="#">MediaTek MT6762V/CB</a>	1,530	2838	NA	NA
<a href="#">MediaTek MT6762V/CN</a>	597	3710	NA	NA

CPU Benchmarks

Video Card Benchmarks

Hard Drive Benchmarks

RAM

PC Systems

Android

iOS / iPhone

CPU Name	CPU Mark (higher is better)	Rank (lower is better)	CPU Value (higher is better)	Price (USD)
----------	--------------------------------	---------------------------	---------------------------------	----------------

CPU Benchmarks    Video Card Benchmarks    Hard Drive Benchmarks    RAM    PC Systems    Android    iOS / iPhone

<a href="#"><u>MediaTek MT6762V/TE</u></a>	1,528	2839	NA	NA
<a href="#"><u>MediaTek MT6762V/WD</u></a>	1,528	2839	NA	NA
<a href="#"><u>MediaTek MT6762V/WR</u></a>	1,520	2848	NA	NA
<a href="#"><u>MediaTek MT6763V/CE</u></a>	2,130	2463	NA	NA
<a href="#"><u>MediaTek MT6763V/V</u></a>	1,553	2811	NA	NA
<a href="#"><u>Mediatek MT6765</u></a>	2,293	2373	NA	NA
<a href="#"><u>MediaTek MT6765G</u></a>	1,572	2799	NA	NA
<a href="#"><u>Mediatek MT6765H</u></a>	2,061	2498	NA	NA
<a href="#"><u>MediaTek MT6765V/CA</u></a>	1,764	2685	NA	NA
<a href="#"><u>MediaTek MT6765V/CB</u></a>	1,802	2655	NA	NA
<a href="#"><u>Mediatek MT6765V/WB</u></a>	1,724	2706	NA	NA
<a href="#"><u>Mediatek MT6768G</u></a>	3,232	1948	NA	NA
<a href="#"><u>MediaTek MT6768V/CA</u></a>	2,263	2390	NA	NA
<a href="#"><u>Mediatek MT6769H</u></a>	2,994	2045	NA	NA
<a href="#"><u>MediaTek MT6769T</u></a>	2,444	2280	NA	NA
<a href="#"><u>MediaTek MT6769V/CB</u></a>	2,349	2331	NA	NA
<a href="#"><u>Mediatek MT6769V/CT</u></a>	2,173	2441	NA	NA
<a href="#"><u>MediaTek MT6769V/CU</u></a>	2,566	2225	NA	NA
<a href="#"><u>Mediatek MT6769V/CZ</u></a>	2,930	2082	NA	NA
<a href="#"><u>MediaTek MT6769V/WB</u></a>	2,192	2431	NA	NA
<a href="#"><u>MediaTek MT6769Z</u></a>	2,424	2289	NA	NA
<a href="#"><u>MediaTek MT6771V/C</u></a>	2,569	2221	NA	NA
<a href="#"><u>MediaTek MT6771V/CT</u></a>	2,569	2220	NA	NA
<a href="#"><u>MediaTek MT6771V/W</u></a>	2,386	2312	NA	NA
<a href="#"><u>MediaTek MT6771V/WM</u></a>	2,166	2445	NA	NA
<a href="#"><u>MediaTek MT6771V/WT</u></a>	2,309	2356	NA	NA
<a href="#"><u>Mediatek MT6779</u></a>	3,018	2035	NA	NA
<a href="#"><u>MediaTek MT6779V/CE</u></a>	2,902	2093	NA	NA
<a href="#"><u>MediaTek MT6779V/CU</u></a>	2,556	2227	NA	NA
<a href="#"><u>MediaTek MT6779V/CV</u></a>	2,712	2162	NA	NA
<a href="#"><u>Mediatek MT6781</u></a>	3,520	1842	NA	NA
<a href="#"><u>Mediatek MT6781V/CD</u></a>	4,071	1708	NA	NA
<a href="#"><u>Mediatek MT6781V/CDZAMB-H</u></a>	4,514	1596	NA	NA

CPU Name	CPU Mark (higher is better)	Rank (lower is better)	CPU Value (higher is better)	Price (USD)
----------	--------------------------------	---------------------------	---------------------------------	----------------

CPU Benchmarks    Video Card Benchmarks    Hard Drive Benchmarks    RAM    PC Systems    Android    iOS / iPhone

<a href="#"><u>MediaTek MT6700V/CD</u></a>	4,240	1660	NA	NA
<a href="#"><u>MediaTek MT6789</u></a>	4,428	1614	NA	NA
<a href="#"><u>Mediatek MT6789V/CD</u></a>	1,733	2698	NA	NA
<a href="#"><u>MediaTek MT6797</u></a>	1,599	2783	NA	NA
<a href="#"><u>MediaTek MT6797T</u></a>	2,140	2458	NA	NA
<a href="#"><u>MediaTek MT6797X</u></a>	3,891	1742	NA	NA
<a href="#"><u>Mediatek MT6833</u></a>	3,929	1732	NA	NA
<a href="#"><u>Mediatek MT6833GP</u></a>	4,423	1617	NA	NA
<a href="#"><u>Mediatek MT6833P</u></a>	3,384	1890	NA	NA
<a href="#"><u>Mediatek MT6833V/NZA</u></a>	4,478	1604	NA	NA
<a href="#"><u>Mediatek MT6833V/PNZA</u></a>	4,197	1668	NA	NA
<a href="#"><u>Mediatek MT6833V/ZA</u></a>	3,348	1904	NA	NA
<a href="#"><u>MediaTek MT6853T</u></a>	3,913	1737	NA	NA
<a href="#"><u>Mediatek MT6853V/NZA</u></a>	4,403	1623	NA	NA
<a href="#"><u>Mediatek MT6853V/TNZA</u></a>	3,818	1762	NA	NA
<a href="#"><u>Mediatek MT6855V/AZA</u></a>	4,050	1712	NA	NA
<a href="#"><u>MediaTek MT6873</u></a>	5,211	1487	NA	NA
<a href="#"><u>Mediatek MT6877</u></a>	4,648	1570	NA	NA
<a href="#"><u>Mediatek MT6877V/TTZA</u></a>	5,066	1508	NA	NA
<a href="#"><u>Mediatek MT6877V/TZA</u></a>	5,311	1457	NA	NA
<a href="#"><u>Mediatek MT6877V/ZA</u></a>	6,413	1256	NA	NA
<a href="#"><u>Mediatek MT6883Z/CZA</u></a>	4,420	1618	NA	NA
<a href="#"><u>Mediatek MT6886</u></a>	6,274	1283	NA	NA
<a href="#"><u>Mediatek MT6891Z_Z/CZA</u></a>	5,723	1374	NA	NA
<a href="#"><u>Mediatek MT6893</u></a>	7,611	1072	NA	NA
<a href="#"><u>MediaTek MT6895</u></a>	4,275	1647	NA	NA
<a href="#"><u>Mediatek MT6895Z/TCZA</u></a>	7,701	1059	NA	NA
<a href="#"><u>Mediatek MT6895Z_A/TCZA</u></a>	7,191	1130	NA	NA
<a href="#"><u>Mediatek MT6895Z_B/TCZA</u></a>	8,565	981	NA	NA
<a href="#"><u>Mediatek MT6896Z/CZA</u></a>	7,473	1092	NA	NA
<a href="#"><u>MediaTek MT6983</u></a>	604	3697	NA	NA
<a href="#"><u>MediaTek MT8163</u></a>	947	3337	NA	NA
<a href="#"><u>MediaTek MT8166B</u></a>				



CPU Name	CPU Mark (higher is better)	Rank (lower is better)	CPU Value (higher is better)	Price (USD)
----------	--------------------------------	---------------------------	---------------------------------	----------------

CPU Benchmarks    Video Card Benchmarks    Hard Drive Benchmarks    RAM    PC Systems    Android    iOS / iPhone

<a href="#"><u>MediaTek MT8125</u></a>	664	3648	NA	NA
<a href="#"><u>MediaTek MT8168A</u></a>	664	3648	NA	NA
<a href="#"><u>MediaTek MT8183</u></a>	2,219	2417	NA	NA
<a href="#"><u>MediaTek MT8735B</u></a>	371	3955	NA	NA
<a href="#"><u>Mediatek MT8766A</u></a>	1,151	3130	NA	NA
<a href="#"><u>Mediatek MT8766B</u></a>	1,220	3068	NA	NA
<a href="#"><u>MediaTek MT8768CT</u></a>	1,986	2537	NA	NA
<a href="#"><u>MediaTek MT8768WA</u></a>	1,653	2748	NA	NA
<a href="#"><u>MediaTek MT8768WT</u></a>	1,923	2578	NA	NA
<a href="#"><u>Mediatek MT8771V/PZA</u></a>	4,414	1620	NA	NA
<a href="#"><u>Mediatek MT8781V/CA</u></a>	4,523	1593	NA	NA
<a href="#"><u>Mediatek MT8781V/NA</u></a>	4,464	1606	NA	NA
<a href="#"><u>Mediatek MT8786V/CT</u></a>	3,378	1893	NA	NA
<a href="#"><u>Mediatek MT8786V/N</u></a>	3,146	1984	NA	NA
<a href="#"><u>Mediatek MT8788</u></a>	3,506	1847	NA	NA
<a href="#"><u>Mediatek MT8789</u></a>	6,640	1217	NA	NA
<a href="#"><u>Mediatek MT8789V/T</u></a>	4,133	1683	NA	NA
<a href="#"><u>Mediatek MT8797Z/CNZA</u></a>	7,011	1157	NA	NA
<a href="#"><u>Microsoft ARM SQ1 @ 3.0 GHz</u></a>	5,398	1442	NA	NA
<a href="#"><u>Microsoft SQ2 @ 3.15 GHz</u></a>	5,872	1354	NA	NA
<a href="#"><u>Mobile AMD Athlon 4 2400+</u></a>	233	4149	NA	NA
<a href="#"><u>Mobile AMD Athlon 64 3200+</u></a>	326	4010	NA	NA
<a href="#"><u>Mobile AMD Athlon 64 3400+</u></a>	333	4002	NA	NA
<a href="#"><u>Mobile AMD Athlon 64 3700+</u></a>	356	3968	NA	NA
<a href="#"><u>Mobile AMD Athlon 64 4000+</u></a>	313	4030	NA	NA
<a href="#"><u>Mobile AMD Athlon 2500+</u></a>	241	4131	NA	NA
<a href="#"><u>Mobile AMD Athlon MP-M 1800+</u></a>	173	4238	NA	NA
<a href="#"><u>Mobile AMD Athlon MP-M 2400+</u></a>	192	4207	NA	NA
<a href="#"><u>Mobile AMD Athlon XP-M 1600+</u></a>	169	4241	NA	NA
<a href="#"><u>Mobile AMD Athlon XP-M 1800+</u></a>	193	4204	NA	NA
<a href="#"><u>Mobile AMD Athlon XP-M 2000+</u></a>	196	4197	NA	NA
<a href="#"><u>Mobile AMD Athlon XP-M 2200+</u></a>	237	4142	NA	NA
<a href="#"><u>Mobile AMD Athlon XP-M 2400+</u></a>	225	4159	NA	NA

CPU Name	CPU Mark (higher is better)	Rank (lower is better)	CPU Value (higher is better)	Price (USD)
----------	--------------------------------	---------------------------	---------------------------------	----------------

[CPU Benchmarks](#)  
 [Video Card Benchmarks](#)  
 [Hard Drive Benchmarks](#)  
 [RAM](#)  
 [PC Systems](#)  
 [Android](#)  
 [iOS / iPhone](#)

<a href="#">Mobile AMD Athlon XP-M 2800+</a>	238	4139	NA	NA
<a href="#">Mobile AMD Athlon XP-M 3000+</a>	238	4137	NA	NA
<a href="#">Mobile AMD Sempron 2100+</a>	164	4247	NA	NA
<a href="#">Mobile AMD Sempron 2600+</a>	256	4107	NA	NA
<a href="#">Mobile AMD Sempron 2800+</a>	237	4143	NA	NA
<a href="#">Mobile AMD Sempron 3000+</a>	269	4091	NA	NA
<a href="#">Mobile AMD Sempron 3100+</a>	277	4079	NA	NA
<a href="#">Mobile AMD Sempron 3200+</a>	245	4125	NA	NA
<a href="#">Mobile AMD Sempron 3300+</a>	294	4054	NA	NA
<a href="#">Mobile AMD Sempron 3400+</a>	269	4089	NA	NA
<a href="#">Mobile AMD Sempron 3500+</a>	237	4141	NA	NA
<a href="#">Mobile AMD Sempron 3600+</a>	302	4040	NA	NA
<a href="#">Mobile AMD Sempron 3800+</a>	335	3995	NA	NA
<a href="#">Mobile Intel Celeron 1.70GHz</a>	118	4307	NA	NA
<a href="#">Mobile Intel Celeron 1.80GHz</a>	121	4303	NA	NA
<a href="#">Mobile Intel Celeron 2.00GHz</a>	133	4289	NA	NA
<a href="#">Mobile Intel Celeron 2.20GHz</a>	147	4272	NA	NA
<a href="#">Mobile Intel Celeron 2.40GHz</a>	154	4264	NA	NA
<a href="#">Mobile Intel Celeron 1333MHz</a>	183	4223	NA	NA
<a href="#">Mobile Intel Pentium 4 2.66GHz</a>	182	4224	NA	NA
<a href="#">Mobile Intel Pentium 4 2.80GHz</a>	205	4182	NA	NA
<a href="#">Mobile Intel Pentium 4 3.06GHz</a>	220	4166	NA	NA
<a href="#">Mobile Intel Pentium 4 3.20GHz</a>	232	4152	NA	NA
<a href="#">Mobile Intel Pentium 4 3.33GHz</a>	344	3980	NA	NA
<a href="#">Mobile Intel Pentium 4 - M 1.70GHz</a>	121	4302	0.89	\$135.85
<a href="#">Mobile Intel Pentium 4 - M 1.80GHz</a>	119	4305	NA	NA
<a href="#">Mobile Intel Pentium 4 - M 2.00GHz</a>	138	4284	NA	NA
<a href="#">Mobile Intel Pentium 4 - M 2.20GHz</a>	143	4275	NA	NA
<a href="#">Mobile Intel Pentium 4 - M 2.40GHz</a>	139	4280	NA	NA
<a href="#">Mobile Intel Pentium III - M 933MHz</a>	130	4293	NA	NA
<a href="#">Mobile Intel Pentium III - M 1200MHz</a>	146	4273	NA	NA
<a href="#">mocha</a>	1,125	3154	NA	NA

CPU Name	CPU Mark (higher is better)	Rank (lower is better)	CPU Value (higher is better)	Price (USD)
<a href="#">MT5893</a>	702	3596	NA	NA
<a href="#">MT6592</a>	521	3800	NA	NA
<a href="#">MT6592T</a>	1,056	3226	NA	NA
<a href="#">MT6735M</a>	308	4036	NA	NA
<a href="#">MT6735P</a>	326	4011	NA	NA
<a href="#">MT6738</a>	692	3606	NA	NA
<a href="#">MT6739CH</a>	533	3788	NA	NA
<a href="#">MT6739WM</a>	310	4034	NA	NA
<a href="#">MT6750V/C</a>	1,389	2932	NA	NA
<a href="#">MT6750V/CS</a>	955	3326	NA	NA
<a href="#">MT6750V/DN</a>	1,271	3021	NA	NA
<a href="#">MT6750V/W</a>	845	3425	NA	NA
<a href="#">MT6750V/WS</a>	972	3308	NA	NA
<a href="#">MT6752</a>	1,728	2702	NA	NA
<a href="#">MT6755</a>	1,278	3013	NA	NA
<a href="#">MT6755BM</a>	1,070	3208	NA	NA
<a href="#">MT6755M</a>	1,229	3054	NA	NA
<a href="#">MT6755V/BM</a>	1,219	3069	NA	NA
<a href="#">MT6755V/W</a>	1,640	2755	NA	NA
<a href="#">MT6755V/WM</a>	1,090	3188	NA	NA
<a href="#">MT6755V/WS</a>	1,389	2931	NA	NA
<a href="#">MT6757W</a>	1,904	2594	NA	NA
<a href="#">MT6757WD</a>	1,771	2678	NA	NA
<a href="#">MT6757WH</a>	1,161	3121	NA	NA
<a href="#">MT6761V/CAB</a>	827	3447	NA	NA
<a href="#">MT6761V/CBB</a>	910	3368	NA	NA
<a href="#">MT6761V/CD</a>	784	3500	NA	NA
<a href="#">MT6761V/WAB</a>	769	3518	NA	NA
<a href="#">MT6761V/WD</a>	580	3735	NA	NA
<a href="#">MT6762</a>	1,735	2694	NA	NA
<a href="#">mt6762m</a>	538	3780	NA	NA
<a href="#">MT6762V/CR</a>	1,194	3089	NA	NA

CPU Name	CPU Mark (higher is better)	Rank (lower is better)	CPU Value (higher is better)	Price (USD)
<a href="#">MT6735V/CL</a>	1,313	2986	NA	NA
<a href="#">MT6763V/WT</a>	1,313	2986	NA	NA
<a href="#">MT6765</a>	1,842	2634	NA	NA
<a href="#">MT6765H</a>	2,132	2462	NA	NA
<a href="#">MT6765V/WA</a>	1,734	2696	NA	NA
<a href="#">MT6765V/WB</a>	1,857	2619	NA	NA
<a href="#">MT6768G</a>	2,838	2108	NA	NA
<a href="#">MT6769H</a>	2,684	2171	NA	NA
<a href="#">MT6769V</a>	2,229	2414	NA	NA
<a href="#">MT6769V/CT</a>	2,474	2265	NA	NA
<a href="#">MT6769V/CZ</a>	2,736	2152	NA	NA
<a href="#">MT6771V/CL</a>	3,079	2012	NA	NA
<a href="#">MT6771V/WL</a>	2,366	2319	NA	NA
<a href="#">mt6779</a>	2,266	2388	NA	NA
<a href="#">MT6781</a>	3,936	1729	NA	NA
<a href="#">MT6781V/CD</a>	3,969	1723	NA	NA
<a href="#">MT6785</a>	3,541	1837	NA	NA
<a href="#">MT6795</a>	1,290	3003	NA	NA
<a href="#">MT6795M</a>	968	3313	NA	NA
<a href="#">MT6795MM</a>	618	3690	NA	NA
<a href="#">MT6797D</a>	758	3529	NA	NA
<a href="#">MT6797M</a>	2,035	2507	NA	NA
<a href="#">MT6833</a>	3,777	1772	NA	NA
<a href="#">MT6833P</a>	4,158	1675	NA	NA
<a href="#">MT6833V/NZA</a>	3,612	1819	NA	NA
<a href="#">MT6833V/PNZA</a>	4,138	1680	NA	NA
<a href="#">MT6833V/ZA</a>	4,078	1703	NA	NA
<a href="#">MT6853V/NZA</a>	3,314	1915	NA	NA
<a href="#">MT6853V/TNZA</a>	3,616	1818	NA	NA
<a href="#">MT6853V/ZA</a>	3,577	1827	NA	NA
<a href="#">MT6875</a>	4,393	1629	NA	NA
<a href="#">MT6877T</a>	4,534	1591	NA	NA
<a href="#">MT6877V/TTZA</a>	5,253	1475	NA	NA

CPU Benchmarks

Video Card Benchmarks

Hard Drive Benchmarks

RAM

PC Systems

Android

iOS / iPhone

CPU Name	CPU Mark (higher is better)	Rank (lower is better)	CPU Value (higher is better)	Price (USD)
<a href="#">MT6883Z/CZA</a>	5,665	1387	NA	NA
<a href="#">MT6889Z/CZA</a>	4,504	1598	NA	NA
<a href="#">MT6891</a>	5,791	1364	NA	NA
<a href="#">MT6891Z/CZA</a>	6,025	1334	NA	NA
<a href="#">MT6893</a>	5,102	1498	NA	NA
<a href="#">MT6893Z/CZA</a>	6,467	1244	NA	NA
<a href="#">MT6893Z_A/CZA</a>	6,043	1329	NA	NA
<a href="#">MT6893Z_B/CZA</a>	6,371	1262	NA	NA
<a href="#">MT6893Z_C/CZA</a>	6,139	1310	NA	NA
<a href="#">MT6893Z_D/CZA</a>	5,701	1382	NA	NA
<a href="#">MT6893Z_Z/CZA</a>	6,485	1242	NA	NA
<a href="#">MT6969T</a>	2,228	2415	NA	NA
<a href="#">MT8161A</a>	800	3482	NA	NA
<a href="#">MT8161AA</a>	857	3412	NA	NA
<a href="#">MT8161P</a>	508	3815	NA	NA
<a href="#">MT8165</a>	928	3355	NA	NA
<a href="#">MT8167A</a>	478	3843	NA	NA
<a href="#">MT8167D</a>	517	3802	NA	NA
<a href="#">MT8168B</a>	1,033	3243	NA	NA
<a href="#">MT8168M</a>	812	3465	NA	NA
<a href="#">MT8169A</a>	1,844	2631	NA	NA
<a href="#">MT8173</a>	755	3532	NA	NA
<a href="#">MT8176</a>	1,380	2939	NA	NA
<a href="#">MT8195AV/ZA</a>	5,735	1372	NA	NA
<a href="#">MT8365</a>	889	3384	NA	NA
<a href="#">MT8395AV/ZA</a>	2,410	2301	NA	NA
<a href="#">MT8667</a>	3,230	1950	NA	NA
<a href="#">MT8696</a>	738	3549	NA	NA
<a href="#">MT8732T</a>	1,081	3197	NA	NA
<a href="#">MT8735</a>	495	3828	NA	NA
<a href="#">MT8735A</a>	527	3793	NA	NA
<a href="#">MT8735M</a>	358	3965	NA	NA

CPU Name	CPU Mark (higher is better)	Rank (lower is better)	CPU Value (higher is better)	Price (USD)
<a href="#">MT8765A</a>	552	3766	NA	NA
<a href="#">MT8765WA</a>	552	3766	NA	NA
<a href="#">MT8765WB</a>	419	3897	NA	NA
<a href="#">MT8766A</a>	935	3348	NA	NA
<a href="#">MT8766B</a>	818	3457	NA	NA
<a href="#">MT8768WD</a>	1,017	3258	NA	NA
<a href="#">MT8768WE</a>	1,314	2983	NA	NA
<a href="#">MT8771V/PZA</a>	4,723	1553	NA	NA
<a href="#">MT8783</a>	1,039	3239	NA	NA
<a href="#">MT8786V/CA</a>	3,083	2009	NA	NA
<a href="#">MT8786V/N</a>	2,992	2047	NA	NA
<a href="#">MT8788</a>	2,726	2154	NA	NA
<a href="#">MT8789V/CT</a>	4,060	1709	NA	NA
<a href="#">MT8789V/T</a>	4,102	1696	NA	NA
<a href="#">MT8797Z/CNZA</a>	6,550	1229	NA	NA
<a href="#">MT9950</a>	845	3424	NA	NA
<a href="#">MTK6757</a>	1,158	3123	NA	NA
<a href="#">MTK8257</a>	842	3429	NA	NA
<a href="#">Nvidia Tegra T132</a>	1,200	3081	NA	NA
<a href="#">Nvidia Tegra T210</a>	1,635	2758	NA	NA
<a href="#">nxp IMX8MQ</a>	803	3478	NA	NA
<a href="#">Odin based on Qualcomm Technologies, Inc SM8350</a>	6,456	1247	NA	NA
<a href="#">P22</a>	1,802	2654	NA	NA
<a href="#">Pentium Dual-Core E6000 @ 3.46GHz</a>	1,472	2875	NA	NA
<a href="#">Pentium Dual-Core T4200 @ 2.00GHz</a>	775	3508	NA	NA
<a href="#">Pentium Dual-Core T4500 @ 2.30GHz</a>	921	3360	NA	NA
<a href="#">QCT APQ8064 AWIFI</a>	382	3947	NA	NA
<a href="#">QCT APQ8064 DEB</a>	453	3867	NA	NA
<a href="#">QCT APQ8064 FLO</a>	497	3825	NA	NA
<a href="#">QCT APQ8064 MAKO</a>	399	3923	NA	NA
<a href="#">QCT APQ8064 MTP</a>	389	3940	NA	NA
<a href="#">QTI SDM450</a>	1,283	3007	NA	NA
<a href="#">QTI SDM660</a>	1,973	2547	NA	NA

[CPU Benchmarks](#)

[Video Card Benchmarks](#)

[Hard Drive Benchmarks](#)

[RAM](#)

[PC Systems](#)

[Android](#)

[iOS / iPhone](#)

CPU Name	CPU Mark (higher is better)	Rank (lower is better)	CPU Value (higher is better)	Price (USD)
<a href="#">QTI SM6115</a>	2,874	2098	NA	NA
<a href="#">QTI SM6150</a>	3,333	1907	NA	NA
<a href="#">QTI SM6225</a>	3,636	1815	NA	NA
<a href="#">QTI SM6350</a>	4,120	1690	NA	NA
<a href="#">QTI SM6375</a>	4,288	1644	NA	NA
<a href="#">QTI SM6450</a>	6,212	1294	NA	NA
<a href="#">QTI SM7125</a>	3,858	1749	NA	NA
<a href="#">QTI SM7150</a>	3,745	1785	NA	NA
<a href="#">QTI SM7225</a>	4,506	1597	NA	NA
<a href="#">QTI SM7250</a>	4,435	1610	NA	NA
<a href="#">QTI SM7325</a>	5,608	1400	NA	NA
<a href="#">QTI SM7350</a>	5,680	1384	NA	NA
<a href="#">QTI SM7475</a>	7,736	1054	NA	NA
<a href="#">QTI SM8150</a>	4,935	1524	NA	NA
<a href="#">QTI SM8250</a>	6,563	1226	NA	NA
<a href="#">QTI SM8350</a>	6,628	1219	NA	NA
<a href="#">QTI SM8450</a>	6,521	1236	NA	NA
<a href="#">QTI SM8475</a>	7,409	1102	NA	NA
<a href="#">QTI SM8550</a>	9,228	932	NA	NA
<a href="#">Qualcomm</a>	1,354	2958	NA	NA
<a href="#">Qualcomm APQ8026</a>	291	4061	NA	NA
<a href="#">Qualcomm APQ8084</a>	589	3724	NA	NA
<a href="#">Qualcomm APQ 8084 (Flattened Device Tree)</a>	596	3711	NA	NA
<a href="#">Qualcomm MSM8226</a>	322	4016	NA	NA
<a href="#">Qualcomm MSM8228</a>	332	4004	NA	NA
<a href="#">Qualcomm MSM8626</a>	294	4053	NA	NA
<a href="#">Qualcomm MSM8916</a>	424	3892	NA	NA
<a href="#">Qualcomm MSM8917</a>	634	3673	NA	NA
<a href="#">Qualcomm MSM8926</a>	300	4044	NA	NA
<a href="#">Qualcomm MSM8928</a>	337	3992	NA	NA
<a href="#">Qualcomm MSM8937</a>	1,020	3254	NA	NA
<a href="#">Qualcomm MSM8939</a>	1,105	3177	NA	NA

CPU Benchmarks

Video Card Benchmarks

Hard Drive Benchmarks

RAM

PC Systems

Android

iOS / iPhone

CPU Name	CPU Mark (higher is better)	Rank (lower is better)	CPU Value (higher is better)	Price (USD)
----------	--------------------------------	---------------------------	---------------------------------	----------------

[CPU Benchmarks](#)  
 [Video Card Benchmarks](#)  
 [Hard Drive Benchmarks](#)  
 [RAM](#)  
 [PC Systems](#)  
 [Android](#)  
 [iOS / iPhone](#)

<a href="#">Qualcomm MSM8974</a>	672	3635	NA	NA
<a href="#">Qualcomm MSM8974PRO-AA</a>	672	3635	NA	NA
<a href="#">Qualcomm MSM8974PRO-AB</a>	665	3647	NA	NA
<a href="#">Qualcomm MSM8974PRO-AC</a>	630	3679	NA	NA
<a href="#">Qualcomm MSM8992</a>	1,255	3033	NA	NA
<a href="#">Qualcomm MSM8994</a>	805	3474	NA	NA
<a href="#">Qualcomm MSM8996</a>	1,322	2977	NA	NA
<a href="#">Qualcomm MSM8996PRO-AB</a>	1,638	2757	NA	NA
<a href="#">Qualcomm MSM8998</a>	3,660	1808	NA	NA
<a href="#">Qualcomm MSM 8939 HUAWEI KIW-L21</a>	1,088	3191	NA	NA
<a href="#">Qualcomm MSM 8939 HUAWEI KIW-L24</a>	1,065	3217	NA	NA
<a href="#">Qualcomm MSM 8939 HUAWEI TEXAS-A1</a>	1,085	3195	NA	NA
<a href="#">Qualcomm MSM 8974 HAMMERHEAD (Flattened Device Tre</a>	566	3750	NA	NA
<a href="#">Qualcomm SC7180P</a>	4,558	1583	NA	NA
<a href="#">Qualcomm SDM450</a>	2,940	2074	NA	NA
<a href="#">Qualcomm SDM660</a>	2,300	2370	NA	NA
<a href="#">Qualcomm SDM845</a>	4,622	1573	NA	NA
<a href="#">Qualcomm SM4350</a>	3,564	1833	NA	NA
<a href="#">Qualcomm SM6125</a>	2,801	2127	NA	NA
<a href="#">Qualcomm SM6150</a>	3,789	1771	NA	NA
<a href="#">Qualcomm SM7125</a>	3,202	1961	NA	NA
<a href="#">Qualcomm SM7150</a>	4,298	1643	NA	NA
<a href="#">Qualcomm SM7250</a>	3,662	1805	NA	NA
<a href="#">Qualcomm SM7325</a>	5,985	1341	NA	NA
<a href="#">Qualcomm SM8150</a>	5,280	1467	NA	NA
<a href="#">Qualcomm SM8250</a>	6,544	1231	NA	NA
<a href="#">Qualcomm SM8350</a>	6,940	1176	NA	NA
<a href="#">Qualcomm Technologies, Inc</a>	3,935	1730	NA	NA
<a href="#">Qualcomm Technologies, Inc 450</a>	1,978	2544	NA	NA
<a href="#">Qualcomm Technologies, Inc APQ8009</a>	317	4020	NA	NA
<a href="#">Qualcomm Technologies, Inc APQ8016</a>	378	3950	NA	NA
<a href="#">Qualcomm Technologies, Inc APQ8017</a>	492	3830	NA	NA
<a href="#">Qualcomm Technologies, Inc APQ8053</a>	1,992	2531	NA	NA



CPU Name	CPU Mark (higher is better)	Rank (lower is better)	CPU Value (higher is better)	Price (USD)
----------	--------------------------------	---------------------------	---------------------------------	----------------

CPU Benchmarks   Video Card Benchmarks   Hard Drive Benchmarks   RAM   PC Systems   Android   iOS / iPhone














<a href="#">Qualcomm Technologies, Inc APQ8096</a>	1,685	2728	NA	NA
<a href="#">Qualcomm Technologies, Inc APQ8096pro</a>	730	3561	NA	NA
<a href="#">Qualcomm Technologies, Inc ATOLL-AB</a>	3,484	1855	NA	NA
<a href="#">Qualcomm Technologies, Inc BENGAL</a>	2,423	2290	NA	NA
<a href="#">Qualcomm Technologies, Inc BENGAL-IOT</a>	1,912	2585	NA	NA
<a href="#">Qualcomm Technologies, Inc BENGALP</a>	2,547	2229	NA	NA
<a href="#">Qualcomm Technologies, Inc BENGALP-IOT</a>	3,084	2008	NA	NA
<a href="#">Qualcomm Technologies, Inc KHAJE</a>	3,397	1882	NA	NA
<a href="#">Qualcomm Technologies, Inc KONA</a>	5,643	1393	NA	NA
<a href="#">Qualcomm Technologies, Inc KONA-IOT</a>	7,592	1074	NA	NA
<a href="#">Qualcomm Technologies, Inc LAGOON</a>	3,350	1903	NA	NA
<a href="#">Qualcomm Technologies, Inc LITO</a>	3,307	1919	NA	NA
<a href="#">Qualcomm Technologies, Inc MSM8216</a>	292	4059	NA	NA
<a href="#">Qualcomm Technologies, Inc MSM8909</a>	271	4084	NA	NA
<a href="#">Qualcomm Technologies, Inc MSM8916</a>	391	3938	NA	NA
<a href="#">Qualcomm Technologies, Inc MSM8917</a>	509	3814	NA	NA
<a href="#">Qualcomm Technologies, Inc MSM8920</a>	451	3870	NA	NA
<a href="#">Qualcomm Technologies, Inc MSM8929</a>	560	3762	NA	NA
<a href="#">Qualcomm Technologies, Inc MSM8937</a>	1,068	3212	NA	NA
<a href="#">Qualcomm Technologies, Inc MSM8939</a>	959	3322	NA	NA
<a href="#">Qualcomm Technologies, Inc MSM8952</a>	905	3372	NA	NA
<a href="#">Qualcomm Technologies, Inc MSM8953</a>	1,779	2673	NA	NA
<a href="#">Qualcomm Technologies, Inc MSM8956</a>	1,468	2879	NA	NA
<a href="#">Qualcomm Technologies, Inc MSM8976</a>	1,665	2737	NA	NA
<a href="#">Qualcomm Technologies, Inc MSM8976SG</a>	1,961	2555	NA	NA
<a href="#">Qualcomm Technologies, Inc MSM8992</a>	817	3458	NA	NA
<a href="#">Qualcomm Technologies, Inc MSM8994</a>	932	3351	NA	NA
<a href="#">Qualcomm Technologies, Inc MSM8996</a>	1,393	2930	NA	NA
<a href="#">Qualcomm Technologies, Inc MSM8996pro</a>	1,527	2841	NA	NA
<a href="#">Qualcomm Technologies, Inc MSM8998</a>	2,752	2145	NA	NA
<a href="#">Qualcomm Technologies, Inc QCM2150</a>	409	3908	NA	NA
<a href="#">Qualcomm Technologies, Inc QCM6125</a>	2,775	2138	NA	NA

CPU Name	CPU Mark (higher is better)	Rank (lower is better)	CPU Value (higher is better)	Price (USD)
----------	--------------------------------	---------------------------	---------------------------------	----------------

CPU Benchmarks    Video Card Benchmarks    Hard Drive Benchmarks    RAM    PC Systems    Android    iOS / iPhone

<a href="#">Qualcomm Technologies, Inc SA8195P</a>	6,554	1228	NA	NA
<a href="#">Qualcomm Technologies, Inc SCUBAIOT</a>	759	3528	NA	NA
<a href="#">Qualcomm Technologies, Inc SCUBAPIOT</a>	1,123	3155	NA	NA
<a href="#">Qualcomm Technologies, Inc SDA429W</a>	715	3578	NA	NA
<a href="#">Qualcomm Technologies, Inc SDA450</a>	1,492	2866	NA	NA
<a href="#">Qualcomm Technologies, Inc SDA660</a>				

[Software](#)    [Hardware](#)    [Benchmarks](#)    [About Us](#)    [Services](#)    [International](#)

[BurnInTest](#)    [USB3.0](#)    [CPU](#)    [Company](#)    [Store](#)    [Disclaimer](#)  
[PerformanceTest](#)    [Loopback](#)    [Benchmarks](#)    [Contact Us](#)    [Support](#)    [Refunds](#)  
[OSForensics](#)    [Plugs](#)    [Video Card](#)    [The Press Room](#)    [Forums](#)    [Privacy](#)  
[MemTest86](#)    [USB2.0](#)    [Benchmarks](#)    [Social](#)      
[WirelessMon](#)    [Loopback](#)    [Hard Drive](#)    [Social](#)      
[Management Console](#)    [Plugs](#)    [Benchmarks](#)    [Social](#)      
[Zoom Search Engine](#)    [Qualcomm Technologies, Inc SDM630](#)    [RAM](#)    [Social](#)      
[Free Software](#)    [USB Power Delivery Tester](#)    [PC Systems](#)    [Social](#)      
[Free Software](#)    [Serial and Parallel](#)    [Benchmarks](#)    [Social](#)      
[Free Software](#)    [Loopback](#)    [Benchmarks](#)    [Social](#)      
[Free Software](#)    [Plugs](#)    [iOS / iPhone](#)    [Social](#)      
[Free Software](#)    [USB Short Circuit Testers](#)    [Benchmarks](#)    [Social](#)      
[Free Software](#)    [Qualcomm Technologies, Inc SDM670](#)    [Software](#)    [Social](#)      
[Free Software](#)    [Qualcomm Technologies, Inc SDM710](#)    [Marketshare](#)    [Social](#)      
[Free Software](#)    [Qualcomm Technologies, Inc SDM712](#)    [Internet](#)    [Social](#)      
[Free Software](#)    [Qualcomm Technologies, Inc SDM720G](#)    [Benchmarks](#)    [Social](#)    

Copyright © 2023 PassMark® Software

<a href="#">Qualcomm Technologies, Inc SDM720G</a>	3,270	1936	NA	NA
<a href="#">Qualcomm Technologies, Inc SDM730G AIE</a>	3,301	1925	NA	NA
<a href="#">Qualcomm Technologies, Inc SDM750G</a>	4,350	1639	NA	NA
<a href="#">Qualcomm Technologies, Inc SDM765G 5G</a>	3,405	1877	NA	NA
<a href="#">Qualcomm Technologies, Inc SDM778G</a>	5,542	1411	NA	NA
<a href="#">Qualcomm Technologies, Inc SDM845</a>	3,293	1928	NA	NA
<a href="#">Qualcomm Technologies, Inc SDMMAGPIE</a>	3,151	1982	NA	NA
<a href="#">Qualcomm Technologies, Inc SDMMAGPIEP</a>	3,487	1853	NA	NA
<a href="#">Qualcomm Technologies, Inc SM4250</a>	2,120	2466	NA	NA
<a href="#">Qualcomm Technologies, Inc SM4350</a>	3,087	2005	NA	NA
<a href="#">Qualcomm Technologies, Inc SM6125</a>	2,186	2437	NA	NA
<a href="#">Qualcomm Technologies, Inc SM6150</a>	2,832	2112	NA	NA
<a href="#">Qualcomm Technologies, Inc SM6225</a>	2,721	2157	NA	NA



CPU Name	CPU Mark (higher is better)	Rank (lower is better)	CPU Value (higher is better)	Price (USD)
----------	--------------------------------	---------------------------	---------------------------------	----------------

CPU Benchmarks    Video Card Benchmarks    Hard Drive Benchmarks    RAM    PC Systems    Android    iOS / iPhone

<a href="#"><u>Qualcomm Technologies, Inc SM7150</u></a>	3,244	1943	NA	NA
<a href="#"><u>Qualcomm Technologies, Inc SM7225</u></a>	3,390	1886	NA	NA
<a href="#"><u>Qualcomm Technologies, Inc SM7250</u></a>	3,427	1870	NA	NA
<a href="#"><u>Qualcomm Technologies, Inc SM7325</u></a>	6,431	1251	NA	NA
<a href="#"><u>Qualcomm Technologies, Inc SM8150</u></a>	4,563	1582	NA	NA
<a href="#"><u>Qualcomm Technologies, Inc SM8150 Plus</u></a>	4,222	1663	NA	NA
<a href="#"><u>Qualcomm Technologies, Inc SM8150P</u></a>	4,472	1605	NA	NA
<a href="#"><u>Qualcomm Technologies, Inc SM8250</u></a>	5,840	1358	NA	NA
<a href="#"><u>Qualcomm Technologies, Inc SM8250 AC</u></a>	6,408	1257	NA	NA
<a href="#"><u>Qualcomm Technologies, Inc SM8350</u></a>	6,112	1314	NA	NA
<a href="#"><u>Qualcomm Technologies, Inc SM8350AC</u></a>	6,588	1223	NA	NA
<a href="#"><u>Qualcomm Technologies, Inc TRINKET</u></a>	2,402	2303	NA	NA
<a href="#"><u>Qualcomm Technologies, Inc TRINKET-IOT</u></a>	3,230	1951	NA	NA
<a href="#"><u>Qualcomm Technologies, Inc. MSM8940-PMI8940 MTP</u></a>	1,426	2909	NA	NA
<a href="#"><u>redwood based Qualcomm Technologies, Inc. SM7325</u></a>	6,448	1249	NA	NA
<a href="#"><u>Renoir based on Qualcomm Technologies, Inc SM7350</u></a>	4,842	1537	NA	NA
<a href="#"><u>RK30board</u></a>	198	4191	NA	NA
<a href="#"><u>rk3566</u></a>	595	3713	NA	NA
<a href="#"><u>ROC-RK3568-PC HDMI (Android)</u></a>	1,197	3087	NA	NA
<a href="#"><u>Rockchip (Device Tree)</u></a>	640	3669	NA	NA
<a href="#"><u>Rockchip RK</u></a>	1,341	2964	NA	NA
<a href="#"><u>Rockchip RK3229</u></a>	234	4147	NA	NA
<a href="#"><u>Rockchip RK3288</u></a>	708	3589	NA	NA
<a href="#"><u>Rockchip RK3288 (Flattened Device Tree)</u></a>	508	3816	NA	NA
<a href="#"><u>Rockchip RK3326</u></a>	294	4055	NA	NA
<a href="#"><u>Rockchip rk3326 863 rkisp1 board</u></a>	386	3942	NA	NA
<a href="#"><u>Rockchip rk3326 evb board</u></a>	463	3857	NA	NA
<a href="#"><u>Rockchip RK3328</u></a>	319	4018	NA	NA
<a href="#"><u>Rockchip RK3328 box liantong avb</u></a>	491	3833	NA	NA
<a href="#"><u>Rockchip RK3368</u></a>	824	3451	NA	NA
<a href="#"><u>Rockchip RK3399</u></a>	3,303	1921	NA	NA
<a href="#"><u>Rockchip RK3399 Board (Android)</u></a>	1,456	2884	NA	NA

CPU Name	CPU Mark (higher is better)	Rank (lower is better)	CPU Value (higher is better)	Price (USD)
<a href="#">Rockchip RK3566</a>	...	...	...	...
<a href="#">Rockchip RK3566 BOX DEMO V10 ANDROID Board</a>	1,058	3220	NA	NA
<a href="#">Rockchip RK3566 EVB1 DDR4 V10 Board</a>	751	3536	NA	NA
<a href="#">Rockchip RK3566 EVB2 LP4X V10 Board</a>	938	3345	NA	NA
<a href="#">Rockchip RK3566 EVB3 DDR3 V10 Board</a>	1,003	3282	NA	NA
<a href="#">Rockchip RK3566 RK817 TABLET LP4X Board</a>	989	3292	NA	NA
<a href="#">Rockchip RK3566 RK817 TABLET RKG11 LP4 Board</a>	686	3616	NA	NA
<a href="#">Rockchip RK3566 RK817 ZIDOO TABLET LP4X Board</a>	795	3486	NA	NA
<a href="#">Rockchip RK3568 EVB1 DDR4 V10 Board</a>	1,130	3152	NA	NA
<a href="#">Rockchip RK3568 EVB2 LP4X V10 Board</a>	895	3379	NA	NA
<a href="#">Rockchip RK3588</a>	4,283	1645	NA	NA
<a href="#">rockchip_rk3328</a>	761	3525	NA	NA
<a href="#">rockchip_rk3368</a>	870	3400	NA	NA
<a href="#">Samsung A04S EUR OPEN REV03C board based on EXYNOS</a>	2,452	2276	NA	NA
<a href="#">Samsung A13 EUR OPEN REV02B board based on EXYNOS8</a>	1,230	3053	NA	NA
<a href="#">Samsung A13 USA SINGLE REV02B board based on EXYNO</a>	1,528	2840	NA	NA
<a href="#">Samsung EXYNOS5420</a>	663	3649	NA	NA
<a href="#">Samsung EXYNOS5433</a>	1,130	3151	NA	NA
<a href="#">SAMSUNG Exynos7420</a>	1,992	2532	NA	NA
<a href="#">SAMSUNG Exynos7580</a>	863	3409	NA	NA
<a href="#">Samsung Exynos7870</a>	2,066	2494	NA	NA
<a href="#">Samsung Exynos 850</a>	2,264	2389	NA	NA
<a href="#">Samsung Exynos 980</a>	4,408	1621	NA	NA
<a href="#">Samsung Exynos 990</a>	6,264	1284	NA	NA
<a href="#">Samsung Exynos 2100</a>	5,351	1451	NA	NA
<a href="#">Samsung Exynos 7420</a>	1,612	2770	NA	NA
<a href="#">Samsung Exynos 7570</a>	429	3885	NA	NA
<a href="#">Samsung Exynos 7580</a>	878	3395	NA	NA
<a href="#">Samsung Exynos 7870</a>	982	3301	NA	NA
<a href="#">Samsung Exynos 7880</a>	1,770	2680	NA	NA
<a href="#">Samsung Exynos 7884</a>	1,541	2829	NA	NA
<a href="#">Samsung Exynos 7885</a>	1,802	2656	NA	NA

CPU Benchmarks

Video Card Benchmarks

Hard Drive Benchmarks

RAM

PC Systems

Android

iOS / iPhone

CPU Name	CPU Mark (higher is better)	Rank (lower is better)	CPU Value (higher is better)	Price (USD)
<a href="#">Samsung Exynos 8895</a>	3,092	2002	NA	NA
<a href="#">Samsung Exynos 9610</a>	2,236	2409	NA	NA
<a href="#">Samsung Exynos 9611</a>	2,503	2249	NA	NA
<a href="#">Samsung Exynos 9810</a>	3,738	1788	NA	NA
<a href="#">Samsung Exynos 9820</a>	3,807	1766	NA	NA
<a href="#">Samsung Exynos 9825</a>	3,721	1794	NA	NA
<a href="#">Samsung GrandPrimePlus LTE CIS rev04 board based on</a>	312	4031	NA	NA
<a href="#">Samsung GrandPrimePlus LTE LTN OPEN rev04 board ba</a>	415	3902	NA	NA
<a href="#">Samsung J7 Max LTE SWA board based on MT6757V/WL</a>	930	3352	NA	NA
<a href="#">SAMSUNG JF</a>	516	3804	NA	NA
<a href="#">Samsung M13 EUR OPEN REV02 board based on EXYNOS85</a>	1,425	2911	NA	NA
<a href="#">Samsung M13 SWA INS 00 board based on EXYNOS850</a>	1,269	3022	NA	NA
<a href="#">Samsung s5e8535</a>	4,897	1528	NA	NA
<a href="#">Samsung s5e8825</a>	4,684	1562	NA	NA
<a href="#">Samsung s5e8835</a>	6,227	1292	NA	NA
<a href="#">Samsung s5e9925</a>	6,622	1220	NA	NA
<a href="#">SAMSUNG SERRANO</a>	247	4122	NA	NA
<a href="#">Samsung Technologies, Inc Exynos E1080</a>	4,846	1535	NA	NA
<a href="#">SM6375</a>	4,441	1608	NA	NA
<a href="#">SM7325</a>	6,178	1301	NA	NA
<a href="#">SM8325</a>	4,596	1577	NA	NA
<a href="#">SM8350</a>	6,137	1311	NA	NA
<a href="#">SM8450</a>	4,896	1529	NA	NA
<a href="#">SMDK4x12</a>	3,006	2040	NA	NA
<a href="#">Snapdragon 7c @ 1.96 GHz</a>	3,712	1796	NA	NA
<a href="#">Snapdragon 7c @ 2.40 GHz</a>	3,074	2014	NA	NA
<a href="#">Snapdragon 7c Gen 2 @ 2.55 GHz</a>	3,767	1775	NA	NA
<a href="#">Snapdragon 8 Gen2 Mobile Platform for Galaxy</a>	9,362	919	NA	NA
<a href="#">Snapdragon 8c @ 2.46 GHz</a>	5,230	1482	NA	NA
<a href="#">Snapdragon 8cx @ 2.84 GHz</a>	4,660	1566	NA	NA

CPU Benchmarks

Video Card Benchmarks

Hard Drive Benchmarks

RAM

PC Systems

Android

iOS / iPhone

CPU Name	CPU Mark (higher is better)	Rank (lower is better)	CPU Value (higher is better)	Price (USD)
----------	--------------------------------	---------------------------	---------------------------------	----------------

CPU Benchmarks    Video Card Benchmarks    Hard Drive Benchmarks    RAM    PC Systems    Android    iOS / iPhone

<u>Snapdragon 8cx Gen 3 @ 3.0 GHz</u>	11,765	777	NA	NA
<u>Snapdragon 435</u>	1,016	3259	NA	NA
<u>Snapdragon 662</u>	2,387	2311	NA	NA
<u>Snapdragon 835</u>	1,905	2593	NA	NA
<u>Snapdragon 845 @ 2.8 GHz</u>	3,073	2016	NA	NA
<u>Snapdragon 850 @ 2.96 GHz</u>	3,326	1911	NA	NA
<u>Snapdragon 7325</u>	5,556	1406	NA	NA
<u>Snapdragon 8350</u>	4,599	1575	NA	NA
<u>Sony Mobile fusion3</u>	428	3887	NA	NA
<u>Spreadtrum SC7731e</u>	294	4052	NA	NA
<u>Spreadtrum SC9832E</u>	543	3777	NA	NA
<u>Spreadtrum SC9853I-IA</u>	748	3540	NA	NA
<u>Spreadtrum SC9863A</u>	1,446	2895	NA	NA
<u>Spreadtrum SC9863A Board</u>	1,607	2776	NA	NA
<u>Spreadtrum T310</u>	1,572	2798	NA	NA
<u>Spreadtrum T606</u>	2,815	2122	NA	NA
<u>Spreadtrum T612</u>	3,108	1996	NA	NA
<u>Spreadtrum T616</u>	2,903	2092	NA	NA
<u>Spreadtrum T618</u>	2,992	2046	NA	NA
<u>Star based on Qualcomm Technologies, Inc SM8350</u>	5,241	1476	NA	NA
<u>sun50iw6</u>	511	3813	NA	NA
<u>Synaptics VS640</u>	862	3411	NA	NA
<u>T606</u>	2,824	2117	NA	NA
<u>T610-Unisoc</u>	2,522	2239	NA	NA
<u>T610S-Unisoc</u>	2,781	2133	NA	NA
<u>T618</u>	2,747	2148	NA	NA
<u>T700-Unisoc</u>	2,337	2342	NA	NA
<u>taoyao based Qualcomm Technologies, Inc. Yupik IDP</u>	6,359	1263	NA	NA
<u>Thor</u>	839	3435	NA	NA
<u>tn8</u>	1,020	3255	NA	NA
<u>UGOOS UT8 Board</u>	894	3380	NA	NA
<u>UIS7862A</u>	2,433	2286	NA	NA

CPU Name	CPU Mark (higher is better)	Rank (lower is better)	CPU Value (higher is better)	Price (USD)
<a href="#">UNIVERSAL3475</a>	---	----	....	....
<a href="#">Unisoc SC9863a</a>	1,396	2929	NA	NA
<a href="#">Unisoc SC9863A1</a>	1,382	2938	NA	NA
<a href="#">Unisoc T310</a>	1,364	2949	NA	NA
<a href="#">Unisoc T606</a>	2,660	2183	NA	NA
<a href="#">Unisoc T610</a>	2,838	2109	NA	NA
<a href="#">Unisoc T612</a>	2,763	2142	NA	NA
<a href="#">Unisoc T616</a>	3,152	1980	NA	NA
<a href="#">Unisoc T618</a>	2,519	2243	NA	NA
<a href="#">Unisoc T700</a>	2,579	2217	NA	NA
<a href="#">Unisoc UIS8581A</a>	1,672	2733	NA	NA
<a href="#">Unisoc UIS8581E</a>	1,279	3011	NA	NA
<a href="#">Unisoc ums312</a>	887	3386	NA	NA
<a href="#">Unisoc ums512</a>	2,578	2218	NA	NA
<a href="#">Unisoc ums9230</a>	2,347	2334	NA	NA
<a href="#">Unisoc ums9230H</a>	2,908	2089	NA	NA
<a href="#">Unisoc ums9230T</a>	2,835	2110	NA	NA
<a href="#">UNIVERSAL3475</a>	301	4042	NA	NA
<a href="#">vendor Kirin710</a>	2,845	2106	NA	NA
<a href="#">vendor Kirin810</a>	4,146	1678	NA	NA
<a href="#">vendor Kirin820</a>	4,788	1542	NA	NA
<a href="#">vendor Kirin970</a>	3,178	1972	NA	NA
<a href="#">vendor Kirin980</a>	5,372	1448	NA	NA
<a href="#">vendor Kirin985</a>	5,417	1440	NA	NA
<a href="#">vendor Kirin990</a>	5,963	1342	NA	NA
<a href="#">vendor Kirin9000</a>	6,914	1181	NA	NA
<a href="#">vendor Kirin9000E</a>	7,141	1140	NA	NA
<a href="#">Venus based on Qualcomm Technologies, Inc SM8350</a>	5,398	1443	NA	NA
<a href="#">VIA C7-D 1800MHz</a>	150	4269	NA	NA
<a href="#">VIA C7-M 1200MHz</a>	112	4314	NA	NA
<a href="#">VIA C7-M 1600MHz</a>	116	4309	NA	NA
<a href="#">VIA C7-M 6300MHz</a>	145	4274	NA	NA
<a href="#">VIA Eden 1000MHz</a>	80	4330	NA	NA

CPU Name	CPU Mark (higher is better)	Rank (lower is better)	CPU Value (higher is better)	Price (USD)
<a href="#">VIA Eden C1000@1.00GHz</a>	---	----	....	....
<a href="#">VIA Eden X2 U4200 @ 1.0+ GHz</a>	327	4008	NA	NA
<a href="#">VIA Eden X4 C4250 @ 1.2+GHz</a>	904	3373	NA	NA
<a href="#">VIA Esther 1000MHz</a>	95	4323	NA	NA
<a href="#">VIA Esther 1500MHz</a>	135	4286	NA	NA
<a href="#">VIA Nano L2007@1600MHz</a>	238	4138	NA	NA
<a href="#">VIA Nano L2100@1800MHz</a>	279	4078	NA	NA
<a href="#">VIA Nano L2207@1600MHz</a>	165	4244	NA	NA
<a href="#">VIA Nano U2250 (1.6GHz Capable)</a>	187	4214	NA	NA
<a href="#">VIA Nano U2250@1300+MHz</a>	179	4228	NA	NA
<a href="#">VIA Nano U2500@1200MHz</a>	199	4190	NA	NA
<a href="#">VIA Nano U3500@1000MHz</a>	184	4217	NA	NA
<a href="#">VIA Nano X2 U4025 @ 1.2 GHz</a>	393	3933	NA	NA
<a href="#">VIA Nehemiah</a>	101	4318	NA	NA
<a href="#">VIA QuadCore C4650@2.0GHz</a>	1,352	2960	NA	NA
<a href="#">VIA QuadCore L4700 @ 1.2+ GHz</a>	773	3511	NA	NA
<a href="#">VIA QuadCore U4650 @ 1.0+ GHz</a>	666	3645	NA	NA
<a href="#">Vili based on Qualcomm Technologies, Inc SM8350</a>	5,299	1464	NA	NA
<a href="#">Virtual @ 2.00GHz</a>	2,709	2163	NA	NA
<a href="#">Virtual @ 2.40GHz</a>	3,461	1859	NA	NA
<a href="#">Virtual @ 2.41GHz</a>	3,188	1965	NA	NA
<a href="#">Virtual @ 2.55GHz</a>	2,401	2304	NA	NA
<a href="#">Virtual @ 2.74GHz</a>	2,248	2400	NA	NA
<a href="#">Virtual @ 2.99GHz</a>	5,998	1339	NA	NA
<a href="#">Virtual @ 3.14GHz</a>	3,771	1774	NA	NA
<a href="#">Z3-6540M@2.1GHz</a>	1,599	2784	NA	NA
<a href="#">ZHAOXIN KaiXian KX-6640MA@2.2+GHz</a>	1,561	2806	NA	NA
<a href="#">ZHAOXIN KaiXian KX-U6580@2.5GHz</a>	3,227	1952	NA	NA
<a href="#">ZHAOXIN KaiXian KX-U6780@2.7GHz</a>	3,693	1801	NA	NA
<a href="#">ZHAOXIN KaiXian KX-U6780A@2.7GHz</a>	3,881	1746	NA	NA
<a href="#">ZHAOXIN KaiXian ZX-C+ C4700@2.0GHz</a>	1,547	2823	NA	NA
<a href="#">天玑900</a>	4,259	1651	NA	NA

\* - Last price seen from our affiliates.