

YC150-2CS150  
L47=1191m

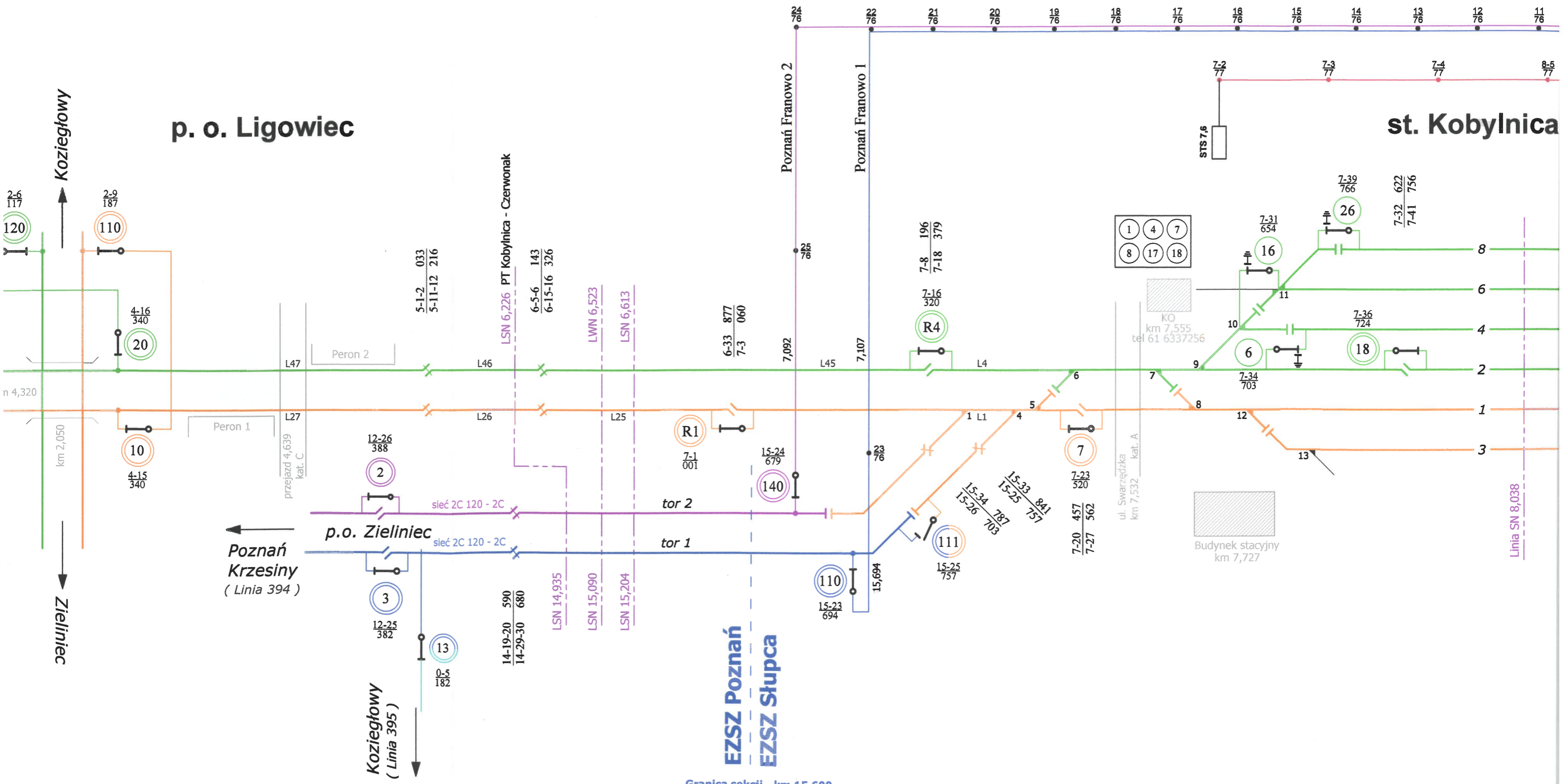
YC150-2CS150  
L46=1293m

YC150-2CS150  
L45=1236m

2C120-2C  
L4=Ls=570m

p. o. Ligowiec

st. Kobylnica



Poznań Krzesziny  
(Linia 394)

p.o. Zieliniec

**EWSZ Poznań**  
**EWSZ Słupca**

Granica sekcji - km 15,600

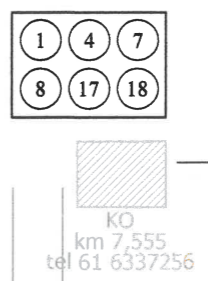
YC150-2CS150  
L27=1191m

YC150-2CS150  
L26=1293m

YC150-2CS150  
L25=917m

2C120-2C  
L1=Ls=685m

Koziegłowy  
Zieliniec

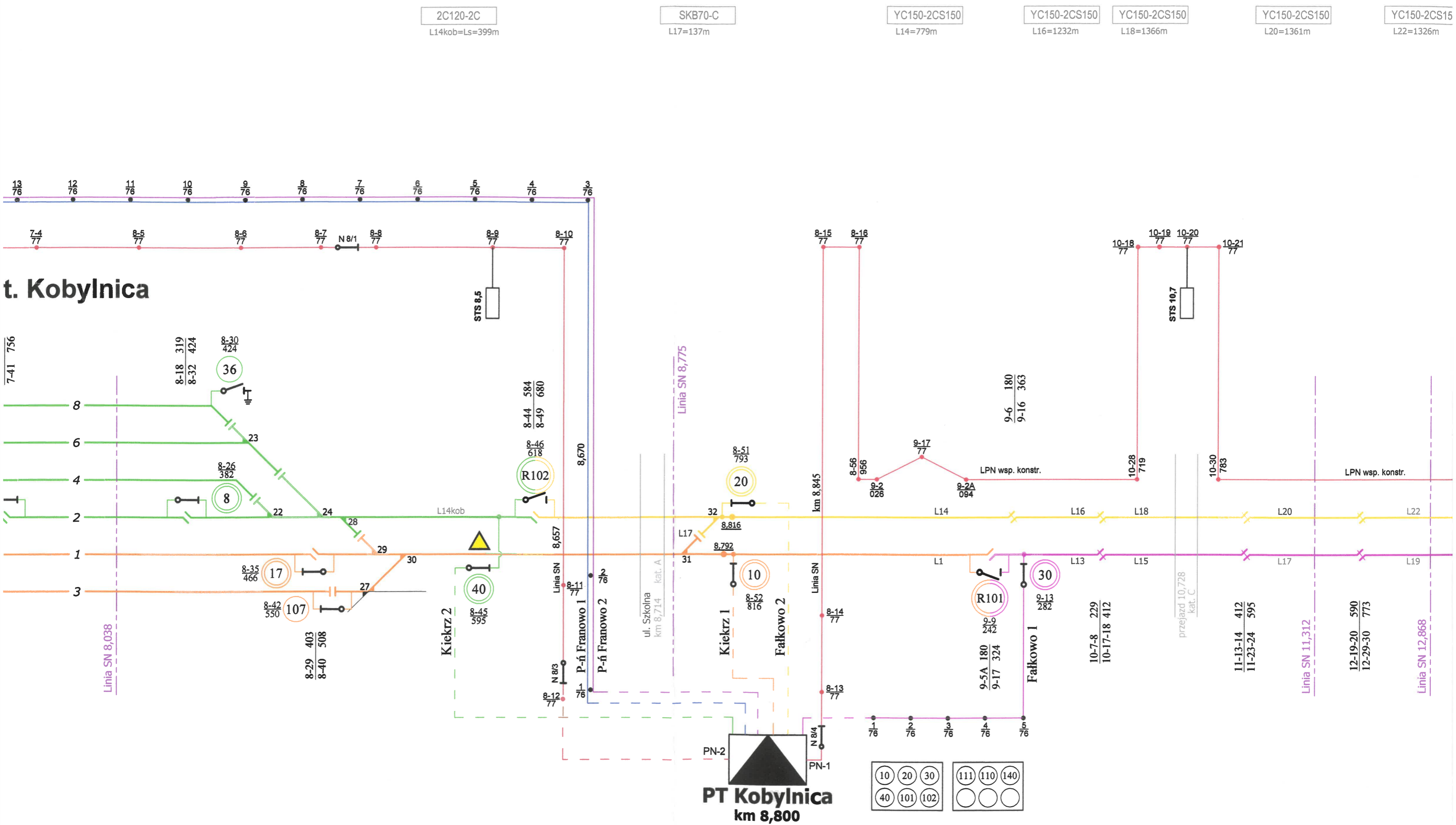


ul. Swarzędzka  
km 7,532 kat. A

KO  
km 7,555  
tel 61 6337256

Linia SN 8,038

t. Kobylnica



2C120-2C  
L14kob=Ls=399m

SKB70-C  
L17=137m

YC150-2CS150  
L14=779m

YC150-2CS150  
L16=1232m

YC150-2CS150  
L18=1366m

YC150-2CS150  
L20=1361m

YC150-2CS150  
L22=1326m

2C120-2C  
L1=921m

YC150-2CS150  
L13=1232m

YC150-2CS150  
L15=1366m

YC150-2CS150  
L17=1361m

YC150-2CS150  
L19=1326m